

## Academic Libraries 2016-17

Institution: University of Oklahoma-Norman Campus (207500)

User ID: P2075005

### Overview

#### Academic Libraries Overview

Welcome to the IPEDS Academic Libraries (AL) survey component. The purpose of the AL component of IPEDS is to collect information on library collections, library expenses, and library services for libraries in degree-granting postsecondary institutions.

#### Recent changes

There are a few changes to the 2016-17 Academic Libraries component from the 2015-16 collection. Visit the [Academic Libraries Resource](#) page for a list of the changes and additional reporting resources.

#### Data Reporting Reminders

Report all data for fiscal year (FY) 2016. Fiscal year 2016 is defined as the most recent 12-month period that ends before October 1, 2016, that corresponds to the institution's fiscal year.

#### Coverage:

Include data for the main or central academic library and all branch and independent libraries that were open all or part of the fiscal year 2016. Branch and independent libraries are defined as auxiliary library service outlets with quarters separate from the central library that houses the basic collection. The central library administers the branches. Libraries on branch campuses that have separate IPEDS unit identification numbers are reported as separate libraries.

#### Resources:

To download the survey materials for this component: [Survey Materials](#)

To access your prior year data submission for this component: [Reported Data](#)

For more information about the previous survey: [Academic Libraries Survey](#)

If you have questions about completing this survey, please contact the **IPEDS Help Desk at 1-877-225-2568**.

Screening Questions

Were your annual total library expenses for Fiscal Year 2016:

<input type="radio"/>	Less than \$100,000	<input checked="" type="radio"/>	Greater than or equal to \$100,000
-----------------------	---------------------	----------------------------------	------------------------------------

Is the library collection entirely electronic?



<input checked="" type="radio"/>	No	<input type="radio"/>	Yes
----------------------------------	----	-----------------------	-----


## Library Collections/Circulation and Interlibrary Loan Services

### Section I:

For all degree-granting institutions with  
library expenses >0

**NOTE - This section of the survey collects data on selected types of material. It does not cover all materials.  
Report the total number of each category held at the END of Fiscal Year 2016.**

Library Collections	Physical		Digital/Electronic		Total
		Prior Year Amount		Prior Year Amount	
 Books	3,953,828		1,282,117	1,240,802	
Databases			312	310	
Media	 3,634,332	1,922,955	5,018	5,018	
Serials	71,600		129,865		
<b>Total</b>	7,659,760		1,417,312		9,077,072

 Library Circulation	79,152		855,420	642,278	934,572
---	--------	--	---------	---------	---------

Does your institution have Interlibrary Loan Services ?

☐ No

☒ Yes

Interlibrary Loan Services		Number	Prior Year Amount
Total interlibrary loans and documents provided to other libraries		46,787	48,656
Total interlibrary loans and documents received		22,928	25,886

You may use the space below to provide context for the data you've reported above. This context box will not be posted on the College Navigator Website.

"In prior years data about library holdings were coming from more than one institutional source. OU has consolidated its library reporting functions this year, and in doing so found an error in methodology for prior years' data. The figures reported this year are accurate."

Expenses

Section II:  
For degree-granting institutions with  
library expenses >= \$100,000

Library expenses should be reported for the most recent 12-month period that corresponds to your institution's  
fiscal year that ends before October 1, 2016.

		Prior Year Amount
<div><div>?</div>Indicate the number of <u>branch and independent libraries</u> (exclude the main or central library).</div>	4	4
<div><div>?</div>Expenses</div>	Amount	
Total <u>salaries and wages</u> for the library staff	6,390,435	6,192,665
Are staff <u>fringe benefits</u> paid out of the library budget?		
<div><div><input checked="" type="radio"/> No</div><div><input type="radio"/> Yes</div></div>	Total Fringe benefits	0
Materials/services expenses		
One-time purchases of <u>books, serial backfiles</u> , and other materials	1,487,107	
Ongoing commitments to <u>subscriptions</u>	8,443,189	
All other materials/service cost	797,451	
Total materials/services expenses	10,727,747	10,560,414
Operations and maintenance expenses		
Preservation services	0	
All other operations and maintenance expenses	2,615,148	
Total operations and maintenance expenses	2,615,148	1,969,873
Total Expenses	19,733,330	18,722,952
Total Expenses (minus Fringe Benefits)	19,733,330	18,722,952
You may use the space below to provide context for the data you've reported above.This context box will not be posted on the <u>College Navigator Website</u> .		
<div></div>		

Prepared by

This survey component was prepared by:					
<input type="radio"/>	Keyholder	<input type="radio"/>	SFA Contact	<input type="radio"/>	HR Contact
<input type="radio"/>	Finance Contact	<input type="radio"/>	Academic Library Contact	<input type="radio"/>	Other
Name:					
Email:					
How long did it take to prepare this survey component?		hours		minutes	
The name of the preparer is being collected so that we can follow up with the appropriate person in the event that there are questions concerning the data. The Keyholder will be copied on all email correspondence to other preparers.					
The time it took to prepare this component is being collected so that we can continue to improve our estimate of the reporting burden associated with IPEDS. Please include in your estimate the time it took for you to review instructions, query and search data sources, complete and review the component, and submit the data through the Data Collection System.					
Thank you for your assistance.					

**Summary****Academic Libraries Component Summary**

IPEDS collects important information regarding your institution. All data reported in IPEDS survey components become available in the IPEDS Data Center and appear as aggregated data in various Department of Education reports. Additionally, some of the reported data appears in your institution's Data Feedback Report (DFR). The purpose of this summary is to provide you an opportunity to view some of the data that, when accepted through the IPEDS quality control process, will appear on your DFR. Data Feedback Reports will be available through the [Data Center](#) and sent to your institution's CEO in November 2016.

Please review your data for accuracy. If you have questions about the data displayed below after reviewing the data reported on the survey screens, please contact the IPEDS Help Desk at: 1-877-225-2568 or [ipedshelp@rti.org](mailto:ipedshelp@rti.org).

Library Collections/Circulation	Physical Collection	Digital/Electronic Collection
Books	3,953,828	1,282,117
Databases		312
Media	3,634,332	5,018
Serials	71,600	129,865
Total Collection	7,659,760	1,417,312
Total Circulation	79,152	855,420

Expenses	Amount
Salaries and wages	\$6,390,435
Fringe benefits	N/A
Materials/services expenses	\$10,727,747
Operations and maintenance expenses	\$2,615,148
Total expenses	\$19,733,330

Academic Libraries

University of Oklahoma-Norman Campus (207500)

Source	Description	Severity	Resolved	Options
Screen: Collections/Circulation and Interlibrary Loan Services				
Screen Entry	The number entered (3,634,332) is outside the expected range of between 1,346,069 and 2,499,841 compared to the prior year value. Please correct your data or explain. (Error #15015)	Explanation	Yes	
Reason:	"In prior years data about library holdings were coming from more than one institutional source. OU has consolidated its library reporting functions this year, and in doing so found an error in methodology for prior years' data. The figures reported this year are accurate."			