

Institution: University of Oklahoma-Norman Campus (207500) User ID: P2075007

Completions Overview

Welcome to the IPEDS Completions survey component. The Completions component is one of several IPEDS components that is conducted during the Fall data collection period. It collects the number of degrees and certificates awarded by field of study, level of award, race/ethnicity, and gender. The reporting period for the Completions component is during the 12-month time period beginning July 1 of the previous calendar year and ending June 30 of the current calendar year; therefore, for this year's Completions component, the reporting period is between July 1, 2013 and June 30, 2014. The Completions component is also collecting the number of students (e.g., completers) who earned awards between July 1, 2013 and June 30, 2014.

Completions Common Errors

Some common completions component errors include the following:

- Including award levels on your current year Completions that were not reported on your previous year's (PY) Institutional Characteristics (IC). [Award levels in the PY IC component cannot be changed; therefore, contact the IPEDS Help Desk at 1-877-225-2568 if you need assistance.]
- Forgetting to select CIP codes for new programs of study that are offered by the institution, but do not have completions for the reporting period.
- Forgetting to enter in zero in at least one of the cells for CIP codes that do not have completions.

Recent Changes

- The following question on **distance education** has been added to the bottom of each individual "CIP Data" screen:
"Is this program offered as a distance education program?"
- The following two screens, which collect data specifically on students were added to this component, beginning in the 2012-13 survey year:
 - **"All Completers"** - Collects the number of students who earned an award between July 1, 2013 and June 30, 2014 by gender and race/ethnicity. (The intent of this screen is to collect an **unduplicated count** of total numbers of completers.)
 - **"Completers by Level"** - Collects the number of students who earned an award between July 1, 2013 and June 30, 2014 by award level and 1) by gender; 2) by race/ethnicity; and 3) by age.
- The definition for Post-baccalaureate Certificate has changed slightly for the 2014-15 collection. The new definition is as follows: **An award that requires completion of an organized program of study beyond the bachelor's. It is designed for persons who have completed a baccalaureate degree, but does not meet the requirements of a master's degree.**

NOTE: Even though Teacher Preparation certificate programs may require a bachelor's degree for admission, they are considered sub-baccalaureate undergraduate programs, and students in these programs are undergraduate students.

General Information

CIP Codes:

The [CIP 2010 Website](#) includes a list of new CIP codes, a list of deleted CIP codes, a list of moved CIP Codes, and an online crosswalk of the 2000 CIP and 2010 CIP.

The Resources Page of the CIP 2010 website contains many valuable resources including:

- CIP 2010 Manual and copies of previous editions of the CIP Manual
- Crosswalk between the 2000 CIP codes and the 2010 CIP codes in Excel format

Keep in mind that some information provided by institutions on the Completions component appear in the [College Navigator](#), which is a major tool used by consumers searching for information about postsecondary education. It is therefore vitally important that you include accurate information about your institution.

Survey materials can be downloaded using the following link: [Survey Materials](#).

The prior year revision system can be accessed using the following link: [Prior Year Revision System](#)

Completions CIP Data

CIPCODE	Award Level	Major	Gender	Non Resident Alien	Hispanic / Latino	American Indian or Alaska Native	Asian	Black or African American	Native Hawaiian or Other Pacific Islander	White	Two or more Races	Race/ ethnicity unknown	Total	distance education program
03.0103 Environmental Studies	5 - Bachelor's degree	1	Men	0	0	0	1	1	0	10	1	0	13	
			Women	0	0	0	0	0	0	3	0	1	4	
			Total	0	0	0	1	1	0	13	1	1	17	No
03.0103 Environmental Studies	7 - Master's degree	1	Men	0	0	0	0	0	0	0	0	0	0	
			Women	0	0	0	0	0	0	0	0	0	0	
			Total	0	0	0	0	0	0	0	0	0	0	No
03.0104 Environmental Science	5 - Bachelor's degree	1	Men	0	1	1	0	0	0	3	0	0	5	
			Women	0	0	0	0	0	0	1	0	0	1	
			Total	0	1	1	0	0	0	4	0	0	6	No
03.0104 Environmental Science	7 - Master's degree	1	Men	0	0	1	0	0	0	0	0	0	1	
			Women	0	0	0	0	0	0	0	0	0	0	
			Total	0	0	1	0	0	0	0	0	0	1	No
03.0104 Environmental Science	17 - Doctor's degree - research / scholarship	1	Men	0	0	0	0	0	0	0	0	0	0	
			Women	0	0	0	0	0	0	1	0	0	1	
			Total	0	0	0	0	0	0	1	0	0	1	No
04.0201 Architecture	5 - Bachelor's degree	1	Men	1	2	0	1	0	0	6	0	1	11	
			Women	3	0	1	0	0	0	6	0	3	13	
			Total	4	2	1	1	0	0	12	0	4	24	No
04.0201 Architecture	7 - Master's degree	1	Men	1	0	0	0	0	0	0	1	0	2	
			Women	0	0	1	0	0	0	1	0	0	2	
			Total	1	0	1	0	0	0	1	1	0	4	No
04.0201 Architecture	17 - Doctor's degree - research / scholarship	1	Men	0	0	0	0	0	0	0	0	0	0	
			Women	0	0	0	0	0	0	0	0	0	0	
			Total	0	0	0	0	0	0	0	0	0	0	No
04.0301 City/Urban, Community and Regional Planning	7 - Master's degree	1	Men	0	0	0	0	0	0	3	0	0	3	
			Women	1	0	0	0	0	0	4	0	1	6	
			Total	1	0	0	0	0	0	7	0	1	9	No
04.0401 Environmental Design/Architecture	5 - Bachelor's degree	1	Men	0	0	0	0	0	0	1	0	0	1	
			Women	0	0	1	0	0	0	2	0	0	3	
			Total	0	0	1	0	0	0	3	0	0	4	No
04.0501 Interior Architecture	7 - Master's degree	1	Men	0	0	0	0	0	0	1	0	0	1	
			Women	0	0	1	0	0	0	1	0	0	2	
			Total	0	0	1	0	0	0	2	0	0	3	No
04.0601 Landscape Architecture	7 - Master's degree	1	Men	1	0	0	0	0	0	3	0	0	4	
			Women	2	0	0	0	0	0	1	0	0	3	
			Total	3	0	0	0	0	0	4	0	0	7	No
05.0199 Area Studies, Other	5 - Bachelor's degree	1	Men	0	0	0	0	0	0	0	0	0	0	
			Women	0	0	0	0	0	0	0	0	0	0	
			Total	0	0	0	0	0	0	0	0	0	0	Yes
05.0201 African-American/Black Studies	5 - Bachelor's degree	1	Men	0	0	0	0	1	0	1	0	0	2	
			Women	0	0	0	0	2	0	1	0	0	3	
			Total	0	0	0	0	3	0	2	0	0	5	No
05.0201 African-American/Black Studies	5 - Bachelor's degree	2	Men	0	0	0	0	2	0	0	0	0	2	
			Women	0	0	0	0	3	0	1	0	0	4	

CIPCODE	Award Level	Major	Gender	Non Resident Alien	Hispanic / Latino	American Indian or Alaska Native	Asian	Black or African American	Native Hawaiian or Other Pacific Islander	White	Two or more Races	Race/ ethnicity unknown	Total	distance education program
05.0202 American Indian/Native American Studies	5 - Bachelor's degree	1	Total	0	0	0	0	5	0	1	0	0	6	No
			Men	0	0	3	0	0	0	0	0	1	4	
			Women	0	0	4	0	0	0	0	0	0	4	
			Total	0	0	7	0	0	0	0	0	1	8	No
05.0202 American Indian/Native American Studies	7 - Master's degree	1	Men	0	0	1	0	0	0	0	0	0	1	
			Women	0	1	0	0	0	0	1	1	0	3	
			Total	0	1	1	0	0	0	1	1	0	4	No
05.0207 Women's Studies	5 - Bachelor's degree	1	Men	0	0	0	0	0	0	0	0	0	0	
			Women	0	0	0	1	0	0	2	1	0	4	
			Total	0	0	0	1	0	0	2	1	0	4	No
05.0207 Women's Studies	6 - Postbaccalaureate certificates	1	Men	0	0	0	0	0	0	0	0	0	0	
			Women	2	1	0	0	0	0	6	0	1	10	
			Total	2	1	0	0	0	0	6	0	1	10	No
09.0101 Speech Communication and Rhetoric	5 - Bachelor's degree	1	Men	0	2	1	1	2	0	33	0	1	40	
			Women	0	5	3	2	5	0	42	2	6	65	
			Total	0	7	4	3	7	0	75	2	7	105	No
09.0101 Speech Communication and Rhetoric	7 - Master's degree	1	Men	1	0	0	0	1	0	3	0	0	5	
			Women	0	0	0	0	1	0	6	0	1	8	
			Total	1	0	0	0	2	0	9	0	1	13	No
09.0101 Speech Communication and Rhetoric	17 - Doctor's degree - research / scholarship	1	Men	0	0	0	0	0	0	2	0	0	2	
			Women	2	0	0	0	0	0	0	0	0	2	
			Total	2	0	0	0	0	0	2	0	0	4	No
09.0102 Mass Communication/Media Studies	17 - Doctor's degree - research / scholarship	1	Men	0	0	0	0	0	0	3	0	0	3	
			Women	0	0	0	0	0	0	1	0	0	1	
			Total	0	0	0	0	0	0	4	0	0	4	No
09.0401 Journalism	5 - Bachelor's degree	1	Men	0	2	2	0	2	0	20	1	3	30	
			Women	0	9	5	1	9	0	79	3	15	121	
			Total	0	11	7	1	11	0	99	4	18	151	No
09.0401 Journalism	7 - Master's degree	1	Men	1	0	1	0	0	0	1	0	2	5	
			Women	4	0	0	0	1	0	2	1	1	9	
			Total	5	0	1	0	1	0	3	1	3	14	No
09.0402 Broadcast Journalism	5 - Bachelor's degree	1	Men	0	1	0	2	1	0	14	0	2	20	
			Women	0	1	0	0	1	0	11	0	4	17	
			Total	0	2	0	2	2	0	25	0	6	37	No
09.0903 Advertising	5 - Bachelor's degree	1	Men	0	0	2	0	0	0	11	0	2	15	
			Women	0	2	2	1	0	0	33	0	6	44	
			Total	0	2	4	1	0	0	44	0	8	59	No
11.0401 Information Science/Studies	5 - Bachelor's degree	1	Men	0	0	0	0	0	0	1	0	0	1	
			Women	0	0	0	0	0	0	3	1	0	4	
			Total	0	0	0	0	0	0	4	1	0	5	Yes
11.0701 Computer Science	5 - Bachelor's degree	1	Men	0	1	1	2	3	0	23	0	2	32	
			Women	0	0	0	0	0	0	2	0	0	2	
			Total	0	1	1	2	3	0	25	0	2	34	No
11.0701 Computer Science	7 - Master's degree	1	Men	13	0	0	1	0	0	3	0	1	18	
			Women	3	0	0	1	0	0	0	0	1	5	
			Total	16	0	0	2	0	0	3	0	2	23	No

CIPCODE	Award Level	Major	Gender	Non Resident Alien	Hispanic / Latino	American Indian or Alaska Native	Asian	Black or African American	Native Hawaiian or Other Pacific Islander	White	Two or more Races	Race/ ethnicity unknown	Total	distance education program
11.0701 Computer Science	17 - Doctor's degree - research / scholarship	1	Men	1	1	0	0	0	0	2	0	1	5	
			Women	0	0	0	0	0	0	0	0	0	0	
			Total	1	1	0	0	0	0	2	0	1	5	No
11.1099 Computer/Information Technology Services Administration and Management, Other	7 - Master's degree	1	Men	0	0	0	0	0	0	0	0	0	0	
			Women	0	0	0	0	0	0	0	0	0	0	
			Total	0	0	0	0	0	0	0	0	0	0	No
13.0101 Education, General	6 - Postbaccalaureate certificates	1	Men	0	0	0	0	0	0	1	0	0	1	
			Women	0	0	0	0	0	0	0	0	0	0	
			Total	0	0	0	0	0	0	1	0	0	1	No
13.0202 Multicultural Education	6 - Postbaccalaureate certificates	1	Men	0	0	0	0	0	0	1	0	0	1	
			Women	0	0	0	0	0	0	0	0	0	0	
			Total	0	0	0	0	0	0	1	0	0	1	No
13.0401 Educational Leadership and Administration, General	7 - Master's degree	1	Men	0	1	0	0	0	0	3	0	1	5	
			Women	0	2	0	0	1	0	10	1	8	22	
			Total	0	3	0	0	1	0	13	1	9	27	No
13.0401 Educational Leadership and Administration, General	17 - Doctor's degree - research / scholarship	1	Men	0	0	0	0	1	0	0	0	0	1	
			Women	0	0	2	1	0	0	6	0	2	11	
			Total	0	0	2	1	1	0	6	0	2	12	No
13.0501 Educational/Instructional Technology	7 - Master's degree	1	Men	0	0	0	0	1	0	1	0	0	2	
			Women	1	1	1	0	1	0	2	1	0	7	
			Total	1	1	1	0	2	0	3	1	0	9	No
13.0601 Educational Evaluation and Research	6 - Postbaccalaureate certificates	1	Men	0	0	0	0	0	0	0	0	0	0	
			Women	0	0	0	0	0	0	0	0	0	0	
			Total	0	0	0	0	0	0	0	0	0	0	Yes
13.0901 Social and Philosophical Foundations of Education	7 - Master's degree	1	Men	0	0	0	0	0	0	0	0	0	0	
			Women	0	0	0	0	0	0	1	0	0	1	
			Total	0	0	0	0	0	0	1	0	0	1	No
13.0901 Social and Philosophical Foundations of Education	17 - Doctor's degree - research / scholarship	1	Men	0	0	0	0	0	0	0	0	0	0	
			Women	0	0	0	0	1	0	2	0	0	3	
			Total	0	0	0	0	1	0	2	0	0	3	No
13.1001 Special Education and Teaching, General	5 - Bachelor's degree	1	Men	0	0	0	0	0	0	0	0	0	0	
			Women	0	0	0	0	0	0	8	0	1	9	
			Total	0	0	0	0	0	0	8	0	1	9	No
13.1001 Special Education and Teaching, General	7 - Master's degree	1	Men	0	0	0	0	0	0	1	0	0	1	
			Women	1	0	0	0	0	0	0	0	0	1	
			Total	1	0	0	0	0	0	1	0	0	2	No
13.1001 Special Education and Teaching, General	17 - Doctor's degree - research / scholarship	1	Men	0	0	0	0	0	0	0	0	0	0	
			Women	0	0	0	0	0	0	1	0	0	1	
			Total	0	0	0	0	0	0	1	0	0	1	No
13.1101 Counselor Education/School Counseling and Guidance Services	7 - Master's degree	1	Men	0	0	0	0	0	0	0	0	0	0	
			Women	0	0	0	0	0	0	0	0	0	0	
			Total	0	0	0	0	0	0	0	0	0	0	No
13.1201	7 - Master's degree	1	Men	0	1	0	2	7	0	26	0	0	36	

[illegible]

[illegible]

CIPCODE	Award Level	Major	Gender	Non Resident Alien	Hispanic / Latino	American Indian or Alaska Native	Asian	Black or African American	Native Hawaiian or Other Pacific Islander	White	Two or more Races	Race/ ethnicity unknown	Total	distance education program
Germanic Languages, Literatures, and Linguistics, General														
16.0500 Germanic Languages, Literatures, and Linguistics, General	5 - Bachelor's degree	2	Men	0	0	0	0	0	0	0	0	0	0	
			Women	0	0	0	0	0	0	1	0	0	1	
			Total	0	0	0	0	0	0	1	0	0	1	No
16.0901 French Language and Literature	5 - Bachelor's degree	1	Men	0	0	0	0	0	0	2	0	1	3	
			Women	0	1	0	0	0	0	3	0	2	6	
			Total	0	1	0	0	0	0	5	0	3	9	No
16.0901 French Language and Literature	7 - Master's degree	1	Men	0	0	0	0	0	0	1	0	0	1	
			Women	0	0	0	0	0	0	0	0	0	0	
			Total	0	0	0	0	0	0	1	0	0	1	No
16.0901 French Language and Literature	17 - Doctor's degree - research / scholarship	1	Men	0	0	0	0	0	0	0	0	0	0	
			Women	0	0	0	0	0	0	0	0	0	0	
			Total	0	0	0	0	0	0	0	0	0	0	No
16.0901 French Language and Literature	5 - Bachelor's degree	2	Men	0	0	0	0	0	0	0	0	0	0	
			Women	0	0	0	0	0	0	2	0	0	2	
			Total	0	0	0	0	0	0	2	0	0	2	No
16.0902 Italian Language and Literature	5 - Bachelor's degree	1	Men	0	1	0	0	0	0	0	0	0	1	
			Women	0	0	0	0	0	0	0	1	0	1	
			Total	0	1	0	0	0	0	0	1	0	2	No
16.0905 Spanish Language and Literature	5 - Bachelor's degree	1	Men	0	1	0	0	0	0	6	0	0	7	
			Women	0	5	1	2	1	0	12	0	1	22	
			Total	0	6	1	2	1	0	18	0	1	29	No
16.0905 Spanish Language and Literature	7 - Master's degree	1	Men	0	1	0	0	0	0	0	0	0	1	
			Women	0	0	0	0	0	0	1	0	0	1	
			Total	0	1	0	0	0	0	1	0	0	2	No
16.0905 Spanish Language and Literature	17 - Doctor's degree - research / scholarship	1	Men	0	0	0	0	0	0	0	0	0	0	
			Women	0	0	0	0	0	0	0	0	0	0	
			Total	0	0	0	0	0	0	0	0	0	0	No
16.0905 Spanish Language and Literature	5 - Bachelor's degree	2	Men	0	0	0	0	0	0	0	0	0	0	
			Women	0	0	0	0	0	0	2	0	0	2	
			Total	0	0	0	0	0	0	2	0	0	2	No
16.1101 Arabic Language and Literature	5 - Bachelor's degree	1	Men	0	0	0	0	0	0	3	1	0	4	
			Women	0	0	0	0	0	0	2	0	0	2	
			Total	0	0	0	0	0	0	5	1	0	6	No
16.1101 Arabic Language and Literature	5 - Bachelor's degree	2	Men	0	0	0	0	0	0	0	0	0	0	
			Women	0	1	0	0	0	0	0	0	0	1	
			Total	0	1	0	0	0	0	0	0	0	1	No
16.1200 Classics and Classical Languages, Literatures, and Linguistics, General	5 - Bachelor's degree	1	Men	0	0	1	0	0	0	2	0	0	3	
			Women	0	0	0	0	0	0	1	0	0	1	
			Total	0	0	1	0	0	0	3	0	0	4	No
22.0101 Law		1	Men	0	2	4	1	2	0	58	1	7	75	
			Women	0	1	5	3	6	0	47	1	3	66	
			Total	0	3	9	4	8	0	105	2	10	141	No

CIPCODE	Award Level	Major	Gender	Non Resident Alien	Hispanic / Latino	American Indian or Alaska Native	Asian	Black or African American	Native Hawaiian or Other Pacific Islander	White	Two or more Races	Race/ ethnicity unknown	Total	distance education program
	18 - Doctor's degree - professional practice													
22.0201 Advanced Legal Research/Studies, General	7 - Master's degree	1	Men	4	1	0	0	1	0	2	0	3	11	
			Women	3	0	0	1	0	0	0	1	2	7	
			Total	7	1	0	1	1	0	2	1	5	18	No
22.0205 Banking, Corporate, Finance, and Securities Law	6 - Postbaccalaureate certificates	1	Men	0	0	0	0	0	0	0	0	0	0	
			Women	0	0	0	0	0	0	0	0	0	0	
			Total	0	0	0	0	0	0	0	0	0	0	No
22.0207 Energy, Environment, and Natural Resources Law	6 - Postbaccalaureate certificates	1	Men	0	0	0	0	0	0	0	0	0	0	
			Women	0	0	0	0	0	0	0	0	0	0	
			Total	0	0	0	0	0	0	0	0	0	0	No
22.0209 International Law and Legal Studies	7 - Master's degree	1	Men	0	0	0	0	0	0	0	0	0	0	
			Women	0	0	0	0	0	0	0	0	0	0	
			Total	0	0	0	0	0	0	0	0	0	0	No
22.0299 Legal Research and Advanced Professional Studies, Other	6 - Postbaccalaureate certificates	1	Men	0	0	0	0	0	0	0	0	0	0	
			Women	0	0	0	0	0	0	0	0	0	0	
			Total	0	0	0	0	0	0	0	0	0	0	No
23.0101 English Language and Literature, General	5 - Bachelor's degree	1	Men	0	1	1	1	0	0	7	1	2	13	
			Women	0	2	1	0	1	0	23	1	1	29	
			Total	0	3	2	1	1	0	30	2	3	42	No
23.0101 English Language and Literature, General	7 - Master's degree	1	Men	0	0	0	0	0	0	3	0	0	3	
			Women	0	0	1	0	0	0	1	1	0	3	
			Total	0	0	1	0	0	0	4	1	0	6	No
23.0101 English Language and Literature, General	17 - Doctor's degree - research / scholarship	1	Men	0	0	0	0	0	0	0	0	0	0	
			Women	0	1	0	0	0	0	1	0	0	2	
			Total	0	1	0	0	0	0	1	0	0	2	No
23.0101 English Language and Literature, General	5 - Bachelor's degree	2	Men	0	0	0	0	0	0	0	0	0	0	
			Women	0	0	0	0	0	0	2	0	0	2	
			Total	0	0	0	0	0	0	2	0	0	2	No
23.1302 Creative Writing	7 - Master's degree	1	Men	0	0	0	0	0	0	1	0	0	1	
			Women	0	1	0	0	0	0	1	0	1	3	
			Total	0	1	0	0	0	0	2	0	1	4	No
24.0101 Liberal Arts and Sciences/Liberal Studies	5 - Bachelor's degree	1	Men	0	3	10	3	7	1	48	2	2	76	
			Women	0	5	12	1	6	1	73	3	10	111	
			Total	0	8	22	4	13	2	121	5	12	187	Yes
24.0101 Liberal Arts and Sciences/Liberal Studies	6 - Postbaccalaureate certificates	1	Men	0	0	0	0	0	0	2	0	1	3	
			Women	0	0	0	0	0	0	2	0	0	2	
			Total	0	0	0	0	0	0	4	0	1	5	Yes
24.0101 Liberal Arts and Sciences/Liberal Studies	7 - Master's degree	1	Men	0	4	5	2	6	0	76	1	3	97	
			Women	0	4	5	0	4	0	44	0	1	58	
			Total	0	8	10	2	10	0	120	1	4	155	Yes
24.0103 Humanities/Humanistic Studies	5 - Bachelor's degree	1	Men	0	1	1	0	0	0	2	0	0	4	
			Women	0	0	0	1	0	0	14	2	2	19	
			Total	0	1	1	1	0	0	16	2	2	23	No

CIPCODE	Award Level	Major	Gender	Non Resident Alien	Hispanic / Latino	American Indian or Alaska Native	Asian	Black or African American	Native Hawaiian or Other Pacific Islander	White	Two or more Races	Race/ ethnicity unknown	Total	distance education program
24.0103 Humanities/Humanistic Studies	5 - Bachelor's degree	2	Men	0	0	0	0	0	0	1	0	0	1	
			Women	0	0	0	0	0	0	1	0	0	1	
			Total	0	0	0	0	0	0	2	0	0	2	No
24.0199 Liberal Arts and Sciences, General Studies and Humanities, Other	5 - Bachelor's degree	1	Men	0	1	1	1	0	0	9	0	5	17	
			Women	0	2	0	2	3	0	13	3	4	27	
			Total	0	3	1	3	3	0	22	3	9	44	No
25.0101 Library and Information Science	6 - Postbaccalaureate certificates	1	Men	0	0	0	0	0	0	0	0	0	0	
			Women	0	0	0	0	0	0	0	0	0	0	
			Total	0	0	0	0	0	0	0	0	0	0	No
25.0101 Library and Information Science	7 - Master's degree	1	Men	0	0	0	1	0	0	9	0	2	12	
			Women	0	1	3	2	1	0	29	1	6	43	
			Total	0	1	3	3	1	0	38	1	8	55	Yes
26.0202 Biochemistry	5 - Bachelor's degree	1	Men	0	1	0	7	0	0	10	3	0	21	
			Women	0	1	0	4	1	0	6	0	0	12	
			Total	0	2	0	11	1	0	16	3	0	33	No
26.0301 Botany/Plant Biology	5 - Bachelor's degree	1	Men	0	0	0	0	0	0	2	1	0	3	
			Women	0	0	0	0	0	0	0	0	0	0	
			Total	0	0	0	0	0	0	2	1	0	3	No
26.0301 Botany/Plant Biology	7 - Master's degree	1	Men	0	0	0	0	0	0	0	0	1	1	
			Women	2	0	0	0	0	0	0	0	0	2	
			Total	2	0	0	0	0	0	0	0	1	3	No
26.0301 Botany/Plant Biology	17 - Doctor's degree - research / scholarship	1	Men	0	0	0	0	0	0	0	0	0	0	
			Women	2	0	0	0	0	0	0	0	0	2	
			Total	2	0	0	0	0	0	0	0	0	2	No
26.0502 Microbiology, General	5 - Bachelor's degree	1	Men	0	5	1	7	1	0	28	4	3	49	
			Women	0	2	1	12	4	0	16	0	1	36	
			Total	0	7	2	19	5	0	44	4	4	85	No
26.0502 Microbiology, General	7 - Master's degree	1	Men	1	0	0	0	0	0	0	0	0	1	
			Women	1	0	0	1	0	0	0	0	0	2	
			Total	2	0	0	1	0	0	0	0	0	3	No
26.0502 Microbiology, General	17 - Doctor's degree - research / scholarship	1	Men	0	0	0	0	0	0	2	0	0	2	
			Women	0	0	0	0	0	0	0	1	0	1	
			Total	0	0	0	0	0	0	2	1	0	3	No
26.0701 Zoology/Animal Biology	5 - Bachelor's degree	1	Men	1	1	2	10	4	0	33	4	4	59	
			Women	0	3	2	12	0	0	34	1	2	54	
			Total	1	4	4	22	4	0	67	5	6	113	No
26.0701 Zoology/Animal Biology	7 - Master's degree	1	Men	0	0	0	0	0	0	4	0	0	4	
			Women	0	0	0	0	0	0	0	0	1	1	
			Total	0	0	0	0	0	0	4	0	1	5	No
26.0701 Zoology/Animal Biology	17 - Doctor's degree - research / scholarship	1	Men	0	0	0	0	0	0	0	0	0	0	
			Women	1	0	0	0	0	0	0	0	0	1	
			Total	1	0	0	0	0	0	0	0	0	1	No
26.1310 Ecology and Evolutionary Biology	17 - Doctor's degree - research / scholarship	1	Men	1	0	0	0	0	0	0	0	0	1	
			Women	0	0	0	0	0	0	2	0	1	3	
			Total	1	0	0	0	0	0	2	0	1	4	No

CIPCODE	Award Level	Major	Gender	Non Resident Alien	Hispanic / Latino	American Indian or Alaska Native	Asian	Black or African American	Native Hawaiian or Other Pacific Islander	White	Two or more Races	Race/ ethnicity unknown	Total	distance education program
26.1501 Neuroscience	17 - Doctor's degree - research / scholarship	1	Men	1	0	0	0	0	0	0	0	0	1	
			Women	0	0	0	0	0	0	0	0	0	0	
			Total	1	0	0	0	0	0	0	0	0	1	No
27.0101 Mathematics, General	5 - Bachelor's degree	1	Men	2	1	1	2	0	0	13	0	2	21	
			Women	1	0	0	0	0	0	5	0	0	6	
			Total	3	1	1	2	0	0	18	0	2	27	No
27.0101 Mathematics, General	7 - Master's degree	1	Men	5	0	0	0	0	0	5	0	1	11	
			Women	3	0	0	0	0	0	1	0	2	6	
			Total	8	0	0	0	0	0	6	0	3	17	No
27.0101 Mathematics, General	17 - Doctor's degree - research / scholarship	1	Men	3	0	0	0	0	0	1	0	1	5	
			Women	3	0	1	0	0	0	0	0	0	4	
			Total	6	0	1	0	0	0	1	0	1	9	No
27.0101 Mathematics, General	5 - Bachelor's degree	2	Men	0	0	0	0	0	0	0	0	0	0	
			Women	0	0	0	0	0	0	1	0	0	1	
			Total	0	0	0	0	0	0	1	0	0	1	No
30.0000 Multi-/Interdisciplinary Studies, General	5 - Bachelor's degree	1	Men	3	11	7	14	14	0	133	10	13	205	
			Women	2	13	14	13	18	1	147	16	16	240	
			Total	5	24	21	27	32	1	280	26	29	445	No
30.0000 Multi-/Interdisciplinary Studies, General	7 - Master's degree	1	Men	0	0	0	0	0	0	0	0	0	0	
			Women	0	0	0	0	0	0	0	0	0	0	
			Total	0	0	0	0	0	0	0	0	0	0	No
30.1801 Natural Sciences	7 - Master's degree	1	Men	0	0	0	0	0	0	1	0	0	1	
			Women	0	0	0	0	0	0	0	0	0	0	
			Total	0	0	0	0	0	0	1	0	0	1	No
30.2001 International/Global Studies	5 - Bachelor's degree	1	Men	3	5	2	0	0	0	40	4	3	57	
			Women	0	10	2	3	2	0	38	0	3	58	
			Total	3	15	4	3	2	0	78	4	6	115	No
30.2001 International/Global Studies	6 - Postbaccalaureate certificates	1	Men	0	0	0	0	0	0	0	0	0	0	
			Women	0	0	0	0	0	0	0	0	0	0	
			Total	0	0	0	0	0	0	0	0	0	0	No
30.2001 International/Global Studies	7 - Master's degree	1	Men	0	1	0	0	0	0	3	0	0	4	
			Women	1	1	0	0	0	0	4	0	2	8	
			Total	1	2	0	0	0	0	7	0	2	12	No
30.9999 Multi-/Interdisciplinary Studies, Other	7 - Master's degree	1	Men	5	10	2	6	10	3	103	5	14	158	
			Women	0	5	0	2	6	1	33	2	9	58	
			Total	5	15	2	8	16	4	136	7	23	216	No
30.9999 Multi-/Interdisciplinary Studies, Other	17 - Doctor's degree - research / scholarship	1	Men	0	0	0	0	2	0	0	0	1	3	
			Women	0	0	0	0	1	0	2	0	0	3	
			Total	0	0	0	0	3	0	2	0	1	6	No
31.0505 Kinesiology and Exercise Science	5 - Bachelor's degree	1	Men	0	1	0	3	1	0	30	1	2	38	
			Women	0	8	6	6	2	0	37	3	3	65	
			Total	0	9	6	9	3	0	67	4	5	103	No
31.0505 Kinesiology and Exercise Science	7 - Master's degree	1	Men	2	0	0	0	0	0	1	0	0	3	
			Women	0	0	1	0	1	0	2	0	0	4	
			Total	2	0	1	0	1	0	3	0	0	7	No
31.0505		1	Men	1	0	0	0	0	0	4	0	0	5	

CIPCODE	Award Level	Major	Gender	Non Resident Alien	Hispanic / Latino	American Indian or Alaska Native	Asian	Black or African American	Native Hawaiian or Other Pacific Islander	White	Two or more Races	Race/ ethnicity unknown	Total	distance education program
Kinesiology and Exercise Science	17 - Doctor's degree - research / scholarship		Women	1	0	0	0	0	0	0	0	0	1	
			Total	2	0	0	0	0	0	4	0	0	6	No
38.0101 Philosophy	5 - Bachelor's degree	1	Men	0	0	0	1	0	0	9	1	0	11	
			Women	0	0	0	0	0	0	2	0	0	2	
			Total	0	0	0	1	0	0	11	1	0	13	No
38.0101 Philosophy	7 - Master's degree	1	Men	0	0	0	0	0	0	1	0	1	2	
			Women	0	0	0	0	0	0	0	0	0	0	
			Total	0	0	0	0	0	0	1	0	1	2	No
38.0101 Philosophy	17 - Doctor's degree - research / scholarship	1	Men	0	0	0	0	0	0	0	0	0	0	
			Women	0	0	0	0	0	0	0	0	0	0	
			Total	0	0	0	0	0	0	0	0	0	0	No
38.0101 Philosophy	5 - Bachelor's degree	2	Men	0	1	0	0	0	0	0	0	0	1	
			Women	0	0	0	0	0	0	0	0	0	0	
			Total	0	1	0	0	0	0	0	0	0	1	No
38.0201 Religion/Religious Studies	5 - Bachelor's degree	1	Men	0	2	0	0	0	0	4	0	1	7	
			Women	0	1	0	0	0	0	8	0	0	9	
			Total	0	3	0	0	0	0	12	0	1	16	No
38.0201 Religion/Religious Studies	5 - Bachelor's degree	2	Men	0	0	0	0	0	0	2	0	0	2	
			Women	0	0	0	0	0	0	2	0	0	2	
			Total	0	0	0	0	0	0	4	0	0	4	No
38.0206 Jewish/Judaic Studies	5 - Bachelor's degree	1	Men	0	1	0	0	0	0	0	0	0	1	
			Women	0	0	0	0	0	0	1	0	0	1	
			Total	0	1	0	0	0	0	1	0	0	2	No
40.0201 Astronomy	5 - Bachelor's degree	1	Men	0	0	0	0	0	0	0	0	0	0	
			Women	0	0	0	0	0	0	0	0	0	0	
			Total	0	0	0	0	0	0	0	0	0	0	No
40.0202 Astrophysics	5 - Bachelor's degree	1	Men	0	0	0	0	0	0	1	0	1	2	
			Women	0	0	0	0	0	0	1	0	0	1	
			Total	0	0	0	0	0	0	2	0	1	3	No
40.0404 Meteorology	5 - Bachelor's degree	1	Men	2	1	0	0	1	0	22	0	0	26	
			Women	0	2	0	0	0	0	10	0	1	13	
			Total	2	3	0	0	1	0	32	0	1	39	No
40.0404 Meteorology	7 - Master's degree	1	Men	2	0	0	0	0	0	7	0	3	12	
			Women	1	0	0	0	0	0	3	0	0	4	
			Total	3	0	0	0	0	0	10	0	3	16	No
40.0404 Meteorology	17 - Doctor's degree - research / scholarship	1	Men	2	0	0	0	0	0	5	0	0	7	
			Women	3	0	0	0	0	0	2	0	0	5	
			Total	5	0	0	0	0	0	7	0	0	12	No
40.0501 Chemistry, General	5 - Bachelor's degree	1	Men	0	2	0	4	0	0	11	0	1	18	
			Women	2	0	0	3	0	0	5	0	1	11	
			Total	2	2	0	7	0	0	16	0	2	29	No
40.0501 Chemistry, General	7 - Master's degree	1	Men	1	0	0	0	0	0	5	0	1	7	
			Women	2	1	0	0	0	0	2	0	0	5	
			Total	3	1	0	0	0	0	7	0	1	12	No
40.0501		1	Men	3	0	0	0	0	0	1	0	0	4	

CIPCODE	Award Level	Major	Gender	Non Resident Alien	Hispanic / Latino	American Indian or Alaska Native	Asian	Black or African American	Native Hawaiian or Other Pacific Islander	White	Two or more Races	Race/ ethnicity unknown	Total	distance education program
Chemistry, General	17 - Doctor's degree - research / scholarship		Women	2	0	0	0	0	0	2	0	0	4	No
			Total	5	0	0	0	0	0	3	0	0	8	
40.0601 Geology/Earth Science, General	5 - Bachelor's degree	1	Men	2	0	0	0	0	0	5	0	1	8	No
			Women	2	2	0	0	0	0	5	0	0	9	
			Total	4	2	0	0	0	0	10	0	1	17	
40.0601 Geology/Earth Science, General	7 - Master's degree	1	Men	1	1	0	1	1	0	4	0	0	8	No
			Women	1	0	0	0	0	0	6	0	0	7	
			Total	2	1	0	1	1	0	10	0	0	15	
40.0601 Geology/Earth Science, General	17 - Doctor's degree - research / scholarship	1	Men	3	0	0	0	0	0	1	0	0	4	No
			Women	1	0	0	0	0	0	1	0	0	2	
			Total	4	0	0	0	0	0	2	0	0	6	
40.0603 Geophysics and Seismology	5 - Bachelor's degree	1	Men	1	0	0	0	0	0	0	0	0	1	No
			Women	0	0	0	0	0	0	0	0	0	0	
			Total	1	0	0	0	0	0	0	0	0	1	
40.0603 Geophysics and Seismology	7 - Master's degree	1	Men	4	2	0	0	0	0	4	0	0	10	No
			Women	2	0	0	0	0	0	2	0	0	4	
			Total	6	2	0	0	0	0	6	0	0	14	
40.0603 Geophysics and Seismology	17 - Doctor's degree - research / scholarship	1	Men	2	0	0	0	0	0	0	0	0	2	No
			Women	0	0	0	0	0	0	0	0	0	0	
			Total	2	0	0	0	0	0	0	0	0	2	
40.0801 Physics, General	5 - Bachelor's degree	1	Men	0	0	0	0	0	0	6	1	1	8	No
			Women	0	0	0	0	0	0	0	0	0	0	
			Total	0	0	0	0	0	0	6	1	1	8	
40.0801 Physics, General	7 - Master's degree	1	Men	2	0	0	0	0	0	1	0	0	3	No
			Women	2	0	0	0	0	0	1	0	1	4	
			Total	4	0	0	0	0	0	2	0	1	7	
40.0801 Physics, General	17 - Doctor's degree - research / scholarship	1	Men	3	0	0	0	0	0	0	0	0	3	No
			Women	0	0	0	0	0	0	0	0	0	0	
			Total	3	0	0	0	0	0	0	0	0	3	
40.0801 Physics, General	5 - Bachelor's degree	2	Men	0	0	0	0	0	0	0	0	1	1	No
			Women	0	0	0	0	0	0	0	0	0	0	
			Total	0	0	0	0	0	0	0	0	1	1	
42.0101 Psychology, General	5 - Bachelor's degree	1	Men	0	2	2	5	1	0	28	3	4	45	No
			Women	3	5	1	12	8	0	62	7	6	104	
			Total	3	7	3	17	9	0	90	10	10	149	
42.0101 Psychology, General	7 - Master's degree	1	Men	0	0	0	0	0	0	2	0	0	2	No
			Women	0	0	0	0	0	1	1	0	1	3	
			Total	0	0	0	0	0	1	3	0	1	5	
42.0101 Psychology, General	17 - Doctor's degree - research / scholarship	1	Men	0	0	0	0	0	0	9	0	0	9	No
			Women	0	0	0	0	1	0	3	0	0	4	
			Total	0	0	0	0	1	0	12	0	0	13	
42.2803 Counseling Psychology	17 - Doctor's degree - research / scholarship	1	Men	0	0	0	0	0	0	4	0	1	5	No
			Women	0	1	2	0	1	0	0	0	0	4	
			Total	0	1	2	0	1	0	4	0	1	9	
42.2806		1	Men	0	0	0	0	0	0	1	0	0	1	

CIPCODE	Award Level	Major	Gender	Non Resident Alien	Hispanic / Latino	American Indian or Alaska Native	Asian	Black or African American	Native Hawaiian or Other Pacific Islander	White	Two or more Races	Race/ ethnicity unknown	Total	distance education program
Educational Psychology	17 - Doctor's degree - research / scholarship		Women	0	0	0	0	0	0	1	0	0	1	No
			Total	0	0	0	0	0	0	2	0	0	2	
43.0103 Criminal Justice/Law Enforcement Administration	5 - Bachelor's degree	1	Men	0	2	1	0	1	0	26	4	3	37	Yes
			Women	0	1	2	0	0	0	9	1	1	14	
			Total	0	3	3	0	1	0	35	5	4	51	
43.0104 Criminal Justice/Safety Studies	7 - Master's degree	1	Men	0	0	0	0	0	0	0	0	0	0	Yes
			Women	0	0	0	0	0	0	0	0	0	0	
			Total	0	0	0	0	0	0	0	0	0	0	
43.0302 Crisis/Emergency/Disaster Management	6 - Postbaccalaureate certificates	1	Men	0	0	0	0	0	0	0	0	0	0	No
			Women	0	0	0	0	0	0	0	0	0	0	
			Total	0	0	0	0	0	0	0	0	0	0	
44.0401 Public Administration	5 - Bachelor's degree	1	Men	0	0	0	0	0	0	4	0	0	4	No
			Women	0	1	0	0	1	0	4	0	1	7	
			Total	0	1	0	0	1	0	8	0	1	11	
44.0401 Public Administration	7 - Master's degree	1	Men	0	3	1	0	1	0	8	1	1	15	No
			Women	0	1	0	0	3	0	7	1	1	13	
			Total	0	4	1	0	4	0	15	2	2	28	
44.0701 Social Work	5 - Bachelor's degree	1	Men	0	0	1	1	0	0	2	0	0	4	No
			Women	0	1	1	1	2	0	20	3	2	30	
			Total	0	1	2	2	2	0	22	3	2	34	
44.0701 Social Work	7 - Master's degree	1	Men	1	0	0	0	5	0	13	2	2	23	No
			Women	1	9	9	1	18	0	93	3	10	144	
			Total	2	9	9	1	23	0	106	5	12	167	
45.0201 Anthropology	5 - Bachelor's degree	1	Men	0	2	1	0	0	0	6	0	1	10	No
			Women	0	1	0	0	0	0	18	1	2	22	
			Total	0	3	1	0	0	0	24	1	3	32	
45.0201 Anthropology	7 - Master's degree	1	Men	1	0	1	0	0	0	0	0	0	2	No
			Women	0	0	0	0	0	0	4	1	0	5	
			Total	1	0	1	0	0	0	4	1	0	7	
45.0201 Anthropology	17 - Doctor's degree - research / scholarship	1	Men	0	0	0	0	0	0	2	0	0	2	No
			Women	0	0	1	1	0	0	0	0	0	2	
			Total	0	0	1	1	0	0	2	0	0	4	
45.0601 Economics, General	5 - Bachelor's degree	1	Men	1	1	0	1	1	0	16	0	3	23	No
			Women	0	1	0	0	0	0	5	0	2	8	
			Total	1	2	0	1	1	0	21	0	5	31	
45.0601 Economics, General	7 - Master's degree	1	Men	1	1	0	3	1	0	12	0	2	20	No
			Women	1	0	0	1	0	0	3	0	1	6	
			Total	2	1	0	4	1	0	15	0	3	26	
45.0601 Economics, General	17 - Doctor's degree - research / scholarship	1	Men	1	0	0	0	0	0	0	0	0	1	No
			Women	0	0	0	0	0	0	0	0	0	0	
			Total	1	0	0	0	0	0	0	0	0	1	
45.0601 Economics, General	5 - Bachelor's degree	2	Men	0	0	0	0	0	0	1	0	0	1	No
			Women	0	0	0	0	0	0	1	0	1	2	
			Total	0	0	0	0	0	0	2	0	1	3	
45.0701		1	Men	0	1	1	0	1	1	6	1	1	12	

CIPCODE	Award Level	Major	Gender	Non Resident Alien	Hispanic / Latino	American Indian or Alaska Native	Asian	Black or African American	Native Hawaiian or Other Pacific Islander	White	Two or more Races	Race/ ethnicity unknown	Total	distance education program
Geography	5 - Bachelor's degree		Women	0	0	0	0	0	0	3	0	0	3	
			Total	0	1	1	0	1	1	9	1	1	15	No
45.0701 Geography	7 - Master's degree	1	Men	0	0	0	0	0	0	1	0	0	1	
			Women	0	0	0	0	0	0	2	0	0	2	
			Total	0	0	0	0	0	0	3	0	0	3	No
45.0701 Geography	17 - Doctor's degree - research / scholarship	1	Men	1	0	0	0	0	0	1	0	0	2	
			Women	0	0	0	0	0	0	1	0	0	1	
			Total	1	0	0	0	0	0	2	0	0	3	No
45.0702 Geographic Information Science and Cartography	5 - Bachelor's degree	1	Men	0	0	0	0	0	0	3	0	0	3	
			Women	0	0	0	1	1	0	0	0	0	2	
			Total	0	0	0	1	1	0	3	0	0	5	No
45.1001 Political Science and Government, General	5 - Bachelor's degree	1	Men	0	3	3	3	4	0	24	0	1	38	
			Women	0	1	2	2	1	0	18	3	3	30	
			Total	0	4	5	5	5	0	42	3	4	68	No
45.1001 Political Science and Government, General	7 - Master's degree	1	Men	0	0	0	0	0	0	4	0	0	4	
			Women	1	0	0	0	0	0	1	0	0	2	
			Total	1	0	0	0	0	0	5	0	0	6	No
45.1001 Political Science and Government, General	17 - Doctor's degree - research / scholarship	1	Men	0	0	0	0	0	0	1	0	0	1	
			Women	1	0	0	0	0	0	2	0	0	3	
			Total	1	0	0	0	0	0	3	0	0	4	No
45.1001 Political Science and Government, General	5 - Bachelor's degree	2	Men	0	0	0	0	0	0	3	0	0	3	
			Women	0	0	1	0	0	0	0	0	0	1	
			Total	0	0	1	0	0	0	3	0	0	4	No
45.1101 Sociology	5 - Bachelor's degree	1	Men	0	1	1	1	2	0	23	1	2	31	
			Women	0	4	5	1	4	0	30	3	5	52	
			Total	0	5	6	2	6	0	53	4	7	83	No
45.1101 Sociology	7 - Master's degree	1	Men	0	0	0	0	0	0	1	0	0	1	
			Women	0	0	0	0	0	0	3	0	0	3	
			Total	0	0	0	0	0	0	4	0	0	4	No
45.1101 Sociology	17 - Doctor's degree - research / scholarship	1	Men	0	0	0	0	0	0	0	0	0	0	
			Women	0	0	0	0	0	0	1	0	0	1	
			Total	0	0	0	0	0	0	1	0	0	1	No
45.1101 Sociology	5 - Bachelor's degree	2	Men	0	0	0	0	0	0	1	1	0	2	
			Women	1	1	0	0	0	0	2	0	0	4	
			Total	1	1	0	0	0	0	3	1	0	6	No
49.0101 Aeronautics/Aviation/Aerospace Science and Technology, General	5 - Bachelor's degree	1	Men	0	1	3	2	1	0	26	1	2	36	
			Women	0	0	0	0	0	0	1	0	1	2	
			Total	0	1	3	2	1	0	27	1	3	38	No
50.0301 Dance, General	5 - Bachelor's degree	1	Men	0	0	0	0	0	0	0	0	0	0	
			Women	0	1	1	0	0	0	11	0	1	14	
			Total	0	1	1	0	0	0	11	0	1	14	No
50.0301 Dance, General	7 - Master's degree	1	Men	0	0	0	0	0	0	0	0	0	0	
			Women	0	0	1	0	0	0	0	0	0	1	
			Total	0	0	1	0	0	0	0	0	0	1	No
50.0401		1	Men	0	0	0	0	0	0	0	0	0	0	

CIPCODE	Award Level	Major	Gender	Non Resident Alien	Hispanic / Latino	American Indian or Alaska Native	Asian	Black or African American	Native Hawaiian or Other Pacific Islander	White	Two or more Races	Race/ ethnicity unknown	Total	distance education program
			Total	0	0	0	0	0	0	0	0	0	0	No
51.0702	5 - Bachelor's degree	1	Men	0	0	0	0	0	0	0	0	0	0	
Hospital and Health Care Facilities Administration/Management			Women	0	0	0	0	0	0	0	0	0	0	
			Total	0	0	0	0	0	0	0	0	0	0	Yes
51.1504	7 - Master's degree	1	Men	0	1	0	0	0	0	2	0	1	4	
Community Health Services/Liaison/Counseling			Women	0	2	0	0	2	0	6	0	1	11	
			Total	0	3	0	0	2	0	8	0	2	15	No
52.0201	5 - Bachelor's degree	1	Men	1	1	0	0	0	0	6	0	1	9	
Business Administration and Management, General			Women	0	0	0	1	0	0	4	0	3	8	
			Total	1	1	0	1	0	0	10	0	4	17	No
52.0201	7 - Master's degree	1	Men	6	4	3	2	3	0	62	2	6	88	
Business Administration and Management, General			Women	5	1	1	1	1	0	17	1	1	28	
			Total	11	5	4	3	4	0	79	3	7	116	No
52.0201	17 - Doctor's degree - research / scholarship	1	Men	1	0	0	1	0	0	3	0	0	5	
Business Administration and Management, General			Women	1	0	0	0	0	0	0	0	0	1	
			Total	2	0	0	1	0	0	3	0	0	6	No
52.0201	5 - Bachelor's degree	2	Men	0	0	0	0	0	0	2	0	0	2	
Business Administration and Management, General			Women	1	0	0	0	0	0	1	0	0	2	
			Total	1	0	0	0	0	0	3	0	0	4	No
52.0301	5 - Bachelor's degree	1	Men	7	3	2	3	0	0	40	1	7	63	
Accounting			Women	6	2	2	1	1	0	26	3	4	45	
			Total	13	5	4	4	1	0	66	4	11	108	No
52.0301	7 - Master's degree	1	Men	2	0	0	1	0	0	14	2	1	20	
Accounting			Women	3	0	0	1	0	0	14	0	2	20	
			Total	5	0	0	2	0	0	28	2	3	40	No
52.0301	5 - Bachelor's degree	2	Men	3	1	1	1	0	0	6	0	1	13	
Accounting			Women	1	0	0	0	0	0	1	0	0	2	
			Total	4	1	1	1	0	0	7	0	1	15	No
52.0601	5 - Bachelor's degree	1	Men	0	0	0	1	0	0	9	1	3	14	
Business/Managerial Economics			Women	0	0	1	0	0	0	4	0	0	5	
			Total	0	0	1	1	0	0	13	1	3	19	No
52.0601	5 - Bachelor's degree	2	Men	0	1	0	0	0	0	6	0	1	8	
Business/Managerial Economics			Women	0	0	0	0	0	0	0	0	1	1	
			Total	0	1	0	0	0	0	6	0	2	9	No
52.0701	6 - Postbaccalaureate certificates	1	Men	0	0	0	0	0	0	0	0	0	0	
Entrepreneurship/Entrepreneurial Studies			Women	0	0	0	0	0	0	0	0	0	0	
			Total	0	0	0	0	0	0	0	0	0	0	No
52.0801	5 - Bachelor's degree	1	Men	13	7	1	4	3	0	48	0	8	84	
Finance, General			Women	3	1	1	2	3	0	8	0	2	20	
			Total	16	8	2	6	6	0	56	0	10	104	No
52.0801	5 - Bachelor's degree	2	Men	2	2	1	1	0	0	19	0	3	28	
Finance, General			Women	0	1	0	0	0	0	4	0	2	7	
			Total	2	3	1	1	0	0	23	0	5	35	No
52.1003	5 - Bachelor's degree	1	Men	1	9	8	4	3	0	92	3	9	129	
Organizational Behavior Studies			Women	5	4	5	2	0	1	42	0	6	65	

CIPCODE	Award Level	Major	Gender	Non Resident Alien	Hispanic / Latino	American Indian or Alaska Native	Asian	Black or African American	Native Hawaiian or Other Pacific Islander	White	Two or more Races	Race/ ethnicity unknown	Total	distance education program
52.1003 Organizational Behavior Studies	7 - Master's degree	1	Total	6	13	13	6	3	1	134	3	15	194	No
			Men	0	0	0	1	0	0	1	0	0	2	
			Women	0	2	0	0	0	0	2	2	2	8	
			Total	0	2	0	1	0	0	3	2	2	10	No
52.1003 Organizational Behavior Studies	5 - Bachelor's degree	2	Men	0	0	0	0	0	0	7	0	1	8	
			Women	0	0	0	1	2	0	4	0	3	10	
			Total	0	0	0	1	2	0	11	0	4	18	No
			Men	0	2	0	0	6	0	2	0	1	11	
52.1005 Human Resources Development	6 - Postbaccalaureate certificates	1	Women	0	4	2	2	7	0	18	2	0	35	
			Total	0	6	2	2	13	0	20	2	1	46	Yes
			Men	2	1	0	0	0	0	10	0	2	15	
			Women	2	3	6	3	7	0	38	4	3	66	
52.1099 Human Resources Management and Services, Other	5 - Bachelor's degree	1	Total	4	4	6	3	7	0	48	4	5	81	No
			Men	0	1	0	0	3	0	8	0	0	12	
			Women	0	5	1	0	3	0	27	1	2	39	
			Total	0	6	1	0	6	0	35	1	2	51	No
52.1099 Human Resources Management and Services, Other	6 - Postbaccalaureate certificates	1	Men	0	1	0	0	3	0	8	0	0	12	
			Women	0	5	1	0	3	0	27	1	2	39	
			Total	0	6	1	0	6	0	35	1	2	51	No
			Men	1	15	2	0	37	0	58	3	13	129	
52.1099 Human Resources Management and Services, Other	7 - Master's degree	1	Women	2	18	8	4	37	0	102	9	18	198	
			Total	3	33	10	4	74	0	160	12	31	327	No
			Men	1	2	2	3	1	0	24	1	1	35	
			Women	1	1	1	0	1	0	9	0	1	14	
52.1201 Management Information Systems, General	5 - Bachelor's degree	1	Total	2	3	3	3	2	0	33	1	2	49	No
			Men	0	0	0	1	0	0	6	0	0	7	
			Women	0	0	0	0	0	0	1	0	0	1	
			Total	0	0	0	1	0	0	7	0	0	8	No
52.1201 Management Information Systems, General	7 - Master's degree	1	Men	2	1	0	0	0	0	4	0	0	7	
			Women	0	0	0	0	0	0	3	0	0	3	
			Total	2	1	0	0	0	0	7	0	0	10	No
			Men	0	0	0	1	0	0	3	0	0	4	
52.1201 Management Information Systems, General	5 - Bachelor's degree	2	Women	0	0	0	0	0	0	2	0	0	2	
			Total	0	0	0	1	0	0	5	0	0	6	No
			Men	0	0	0	0	0	0	0	0	0	0	
			Women	0	0	0	0	0	0	0	0	0	0	
52.1207 Knowledge Management	7 - Master's degree	1	Total	0	0	0	0	0	0	0	0	0	0	Yes
			Men	7	5	0	2	1	0	18	1	4	38	
			Women	1	2	1	0	3	0	27	0	7	41	
			Total	8	7	1	2	4	0	45	1	11	79	No
52.1401 Marketing/Marketing Management, General	5 - Bachelor's degree	2	Men	1	1	0	0	0	0	4	0	1	7	
			Women	3	0	1	0	0	0	7	0	2	13	
			Total	4	1	1	0	0	0	11	0	3	20	No
			Men	0	2	0	0	0	0	8	0	0	10	
52.2001 Construction Management	5 - Bachelor's degree	1	Women	0	0	0	0	0	0	0	0	0	0	
			Total	0	2	0	0	0	0	8	0	0	10	No
			Men	1	0	0	0	0	0	1	0	0	2	
			Women	1	0	0	0	0	0	1	0	0	2	
52.2001 Construction Management	7 - Master's degree	1	Total	2	0	0	0	0	0	2	0	0	4	Yes

CIPCODE	Award Level	Major	Gender	Non Resident Alien	Hispanic / Latino	American Indian or Alaska Native	Asian	Black or African American	Native Hawaiian or Other Pacific Islander	White	Two or more Races	Race/ ethnicity unknown	Total	distance education program
54.0101 History, General	5 - Bachelor's degree	1	Men	0	2	2	0	0	0	21	2	0	27	
			Women	0	1	0	1	0	0	25	0	0	27	
			Total	0	3	2	1	0	0	46	2	0	54	No
54.0101 History, General	7 - Master's degree	1	Men	0	0	0	0	0	0	3	0	0	3	
			Women	0	0	0	0	0	0	1	0	0	1	
			Total	0	0	0	0	0	0	4	0	0	4	No
54.0101 History, General	17 - Doctor's degree - research / scholarship	1	Men	0	1	0	0	0	0	3	0	1	5	
			Women	0	0	0	0	0	0	2	0	0	2	
			Total	0	1	0	0	0	0	5	0	1	7	No
54.0101 History, General	5 - Bachelor's degree	2	Men	0	0	0	0	0	0	1	0	0	1	
			Women	0	0	0	0	0	0	0	0	0	0	
			Total	0	0	0	0	0	0	1	0	0	1	No
54.0104 History and Philosophy of Science and Technology	5 - Bachelor's degree	1	Men	0	0	0	0	0	0	0	0	1	1	
			Women	0	0	0	1	0	0	2	0	0	3	
			Total	0	0	0	1	0	0	2	0	1	4	No
54.0104 History and Philosophy of Science and Technology	7 - Master's degree	1	Men	0	0	1	0	0	0	0	0	0	1	
			Women	1	0	1	0	0	0	0	1	0	3	
			Total	1	0	2	0	0	0	0	1	0	4	No
54.0104 History and Philosophy of Science and Technology	17 - Doctor's degree - research / scholarship	1	Men	0	0	0	0	0	0	1	0	1	2	
			Women	0	0	0	0	0	0	1	0	0	1	
			Total	0	0	0	0	0	0	2	0	1	3	No

Completions: total by first major

99.0000 Summary Grand Totals	Award Level	Nonresi- dent alien	Hispanic Latino	American Indian or Alaska Native	Asian	Black or African American	Native Hawaiian or Other Pacific Islander	White	Two or more Races	Race/ ethnicity unknown	Total	PY Total
Bachelor's degree	5											
Men		79	117	78	118	72	3	1259	71	142	1939	1965
Women		42	137	102	108	97	4	1248	77	159	1974	2097
Total		121	254	180	226	169	7	2507	148	301	3913	4062
Postbaccalaureate certificates	6											
Men		0	3	0	1	9	0	20	0	2	35	0
Women		2	10	3	2	10	0	54	3	3	87	0
Total		2	13	3	3	19	0	74	3	5	122	0
Master's degree	7											
Men		104	47	18	21	76	3	513	18	64	864	862
Women		56	52	36	17	84	2	475	30	77	829	850
Total		160	99	54	38	160	5	988	48	141	1693	1712
Doctor's degree - research / scholarship	17											
Men		45	2	0	1	3	0	66	0	7	124	123
Women		23	2	6	2	5	0	41	2	5	86	83
Total		68	4	6	3	8	0	107	2	12	210	206
Doctor's degree - professional practice	18											
Men		0	2	4	1	2	0	58	1	7	75	98
Women		0	1	5	3	6	0	47	1	3	66	88
Total		0	3	9	4	8	0	105	2	10	141	186

Grand Total Men		228	171	100	142	162	6	1916	90	222	3037	3048
Grand Total Women		123	202	152	132	202	6	1865	113	247	3042	3118
Grand Total		351	373	252	274	364	12	3781	203	469	6079	6166

PY Grand Total Men		237	97	146	143	166	7	1898	63	291		3048
PY Grand Total Women		157	116	177	117	205	7	1975	73	291		3118
PY Grand Total		394	213	323	260	371	14	3873	136	582		6166

Completions: total by second major

99.0000 Summary Grand Totals	Award Level	Nonresident alien	Hispanic Latino	American Indian or Alaska Native	Asian	Black or African American	Native Hawaiian or Other Pacific Islander	White	Two or more Races	Race/ethnicity unknown	Total	PY Total
Bachelor's degree	5											
Men		6	6	2	3	2	0	59	1	9	88	96
Women		6	3	3	1	5	0	35	0	9	62	84
Total		12	9	5	4	7	0	94	1	18	150	180

Grand Total Men		6	6	2	3	2	0	59	1	9	88	96
Grand Total Women		6	3	3	1	5	0	35	0	9	62	84
Grand Total		12	9	5	4	7	0	94	1	18	150	180

PY Grand Total Men		6	1	2	2	3	0	68	0	14		96
PY Grand Total Women		5	2	4	5	3	0	58	1	6		84
PY Grand Total		11	3	6	7	6	0	126	1	20		180

All Completers

Institutions must report the following information. (Some data will be pre-populated from the completions by CIP code data.)

All Completers

Number of students by gender and race and ethnicity earning an award between July 1, 2013 and June 30, 2014. Count each student only once, regardless of how many awards he/she earned. The intent of this screen is to collect an unduplicated count of total numbers of *completers*.

- Report Hispanic/Latino individuals of any race as Hispanic/Latino
- Report race for non-Hispanic/Latino individuals only

	Men		Women		Total Students
	Number of Students	Total Awards	Number of Students	Total Awards	
<u>Nonresident alien</u>	221	228	120	123	341
<u>Hispanic/Latino</u>	165	171	194	202	359
<u>American Indian or Alaska Native</u>	95	100	148	152	243
<u>Asian</u>	136	142	127	132	263
<u>Black or African American</u>	153	162	191	202	344
<u>Native Hawaiian or Other Pacific Islander</u>	6	6	6	6	12
<u>White</u>	1,845	1,916	1,772	1,865	3,617
<u>Two or more races</u>	86	90	110	113	196
<u>Race and ethnicity unknown</u>	216	222	242	247	458
TOTAL	2,923	3,037	2,910	3,042	5,833
PY TOTAL	2,974		3,047		6,021

Completers by Level

Institutions must report the following information. This screen will be shown for each of the following award categories for which completions have been reported:

- Less than 1-year certificates
- At least 1 but less than 4-year certificates
- Associate's degrees
- Bachelor's degrees
- Master's degrees
- Doctor's degrees
- Postbaccalaureate and post-master's certificates

Bachelor's degrees


Number of students by gender, by race and ethnicity, and by age earning this award between July 1, 2013 and June 30, 2014. Each student should be counted once per award level. For example, if a student earned a master's degree and a doctor's degree, he/she should be counted once in master's and once in doctor's. A student earning two master's degrees should be counted only once.

- Report Hispanic/Latino individuals of any race as Hispanic/Latino
- Report race for non-Hispanic/Latino individuals only

	Number of Students	Total Awards
By Gender		
Men	1,888	1,939
Women	1,927	1,974
TOTAL	3,815	3,913
PY TOTAL	3,985	
By Race/Ethnicity		
<u>Nonresident alien</u>	114	121
<u>Hispanic/Latino</u>	247	254
<u>American Indian or Alaska Native</u>	178	180
<u>Asian</u>	219	226
<u>Black or African American</u>	168	169
<u>Native Hawaiian or Other Pacific Islander</u>		7

	<input type="text" value="7"/>	
<u>White</u>	<input type="text" value="2,440"/>	2,507
Two or more races	<input type="text" value="146"/>	148
<u>Race and ethnicity unknown</u>	<input type="text" value="296"/>	301
TOTAL	3,815	3,913

--

 By Age		
Under 18	<input type="text" value="0"/>	
18-24	<input type="text" value="2,877"/>	
25-39	<input type="text" value="796"/>	
40 and Above	<input type="text" value="142"/>	
Age Unknown	<input type="text" value="0"/>	
TOTAL	3,815	3,913

Completers by Level

Institutions must report the following information. This screen will be shown for each of the following award categories for which completions have been reported:

- Less than 1-year certificates
- At least 1 but less than 4-year certificates
- Associate's degrees
- Bachelor's degrees
- Master's degrees
- Doctor's degrees
- Postbaccalaureate and post-master's certificates

Master's degrees


Number of students by gender, by race and ethnicity, and by age earning this award between July 1, 2013 and June 30, 2014. Each student should be counted once per award level. For example, if a student earned a master's degree and a doctor's degree, he/she should be counted once in master's and once in doctor's. A student earning two master's degrees should be counted only once.

- Report Hispanic/Latino individuals of any race as Hispanic/Latino
- Report race for non-Hispanic/Latino individuals only

	Number of Students	Total Awards
By Gender		
Men	850	864
Women	822	829
TOTAL	1,672	1,693
PY TOTAL	1,683	
By Race/Ethnicity		
<u>Nonresident alien</u>	159	160
<u>Hispanic/Latino</u>	98	99
<u>American Indian or Alaska Native</u>	53	54
<u>Asian</u>	38	38
<u>Black or African American</u>	158	160
<u>Native Hawaiian or Other Pacific Islander</u>		5

	<input type="text" value="5"/>	
<u>White</u>	<input type="text" value="974"/>	988
Two or more races	<input type="text" value="47"/>	48
<u>Race and ethnicity unknown</u>	<input type="text" value="140"/>	141
TOTAL	1,672	1,693

--

 By Age		
Under 18	<input type="text" value="0"/>	
18-24	<input type="text" value="245"/>	
25-39	<input type="text" value="1,138"/>	
40 and Above	<input type="text" value="289"/>	
Age Unknown	<input type="text" value="0"/>	
TOTAL	1,672	1,693

Completers by Level

Institutions must report the following information. This screen will be shown for each of the following award categories for which completions have been reported:

- Less than 1-year certificates
- At least 1 but less than 4-year certificates
- Associate's degrees
- Bachelor's degrees
- Master's degrees
- Doctor's degrees
- Postbaccalaureate and post-master's certificates

Doctor's degrees


Number of students by gender, by race and ethnicity, and by age earning this award between July 1, 2013 and June 30, 2014. Each student should be counted once per award level. For example, if a student earned a master's degree and a doctor's degree, he/she should be counted once in master's and once in doctor's. A student earning two master's degrees should be counted only once.

- Report Hispanic/Latino individuals of any race as Hispanic/Latino
- Report race for non-Hispanic/Latino individuals only

	Number of Students	Total Awards
By Gender		
Men	199	199
Women	152	152
TOTAL	351	351
PY TOTAL	392	
By Race/Ethnicity		
<u>Nonresident alien</u>	68	68
<u>Hispanic/Latino</u>	7	7
<u>American Indian or Alaska Native</u>	15	15
<u>Asian</u>	7	7
<u>Black or African American</u>	16	16
<u>Native Hawaiian or Other Pacific Islander</u>		0

	<input type="text" value="0"/>	
<u>White</u>	<input type="text" value="212"/>	212
Two or more races	<input type="text" value="4"/>	4
<u>Race and ethnicity unknown</u>	<input type="text" value="22"/>	22
TOTAL	351	351

--

 By Age		
Under 18	<input type="text" value="0"/>	
18-24	<input type="text" value="12"/>	
25-39	<input type="text" value="282"/>	
40 and Above	<input type="text" value="57"/>	
Age Unknown	<input type="text" value="0"/>	
TOTAL	351	351

Completers by Level

Institutions must report the following information. This screen will be shown for each of the following award categories for which completions have been reported:

- Less than 1-year certificates
- At least 1 but less than 4-year certificates
- Associate's degrees
- Bachelor's degrees
- Master's degrees
- Doctor's degrees
- Postbaccalaureate and post-master's certificates

Postbaccalaureate and post-master's certificates


Number of students by gender, by race and ethnicity, and by age earning this award between July 1, 2013 and June 30, 2014. Each student should be counted once per award level. For example, if a student earned a master's degree and a doctor's degree, he/she should be counted once in master's and once in doctor's. A student earning two master's degrees should be counted only once.

- Report Hispanic/Latino individuals of any race as Hispanic/Latino
- Report race for non-Hispanic/Latino individuals only

	Number of Students	Total Awards
By Gender		
Men	34	35
Women	85	87
TOTAL	119	122
PY TOTAL		
By Race/Ethnicity		
<u>Nonresident alien</u>	2	2
<u>Hispanic/Latino</u>	13	13
<u>American Indian or Alaska Native</u>	3	3
<u>Asian</u>	3	3
<u>Black or African American</u>	18	19
<u>Native Hawaiian or Other Pacific Islander</u>		0

	<input type="text" value="0"/>	
<u>White</u>	<input type="text" value="72"/>	74
Two or more races	<input type="text" value="3"/>	3
<u>Race and ethnicity unknown</u>	<input type="text" value="5"/>	5
TOTAL	119	122

--

 By Age		
Under 18	<input type="text" value="0"/>	
18-24	<input type="text" value="6"/>	
25-39	<input type="text" value="80"/>	
40 and Above	<input type="text" value="33"/>	
Age Unknown	<input type="text" value="0"/>	
TOTAL	119	122

Prepared by

This survey component was prepared by:

<input checked="" type="radio"/>	Keyholder	<input type="radio"/>	SFA Contact	<input type="radio"/>	HR Contact
<input type="radio"/>	Finance Contact	<input type="radio"/>	Academic Library Contact	<input type="radio"/>	Other
Name:	<input type="text" value="Susannah Livingood"/>				
Email:	<input type="text" value="slivingood@ou.edu"/>				

How long did it take to prepare this survey component?	<input type="text" value="13"/>	hours	<input type="text" value="0"/>	minutes
--	---------------------------------	-------	--------------------------------	---------

The name of the preparer is being collected so that we can follow up with the appropriate person in the event that there are questions concerning the data. The Keyholder will be copied on all email correspondence to other preparers.

The time it took to prepare this component is being collected so that we can continue to improve our estimate of the reporting burden associated with IPEDS. Please include in your estimate the time it took for you to review instructions, query and search data sources, complete and review the component, and submit the data through the Data Collection System.

Thank you for your assistance.

Summary

IPEDS collects important information regarding your institution. All data reported in IPEDS survey components become available in the IPEDS Data Center and appear as aggregated data in various Department of Education reports. Additionally, some of the reported data appears specifically for your institution through the College Navigator website and is included in your institution's Data Feedback Report (DFR). The purpose of this summary is to provide you an opportunity to view some of the data that, when accepted through the IPEDS quality control process, will appear on the College Navigator website and/or your DFR. College Navigator is updated approximately three months after the data collection period closes and Data Feedback Reports will be available through the [Data Center](#) and sent to your institution's CEO in November 2015.

Please review your data for accuracy. If you have questions about the data displayed below after reviewing the data reported on the survey screens, please contact the IPEDS Help Desk at: 1-877-225-2568 or ipedshelp@rti.org.

Summary of Completions Data

Award Level	Number of Completions	
	1 st major	2 nd major
<u>Bachelors degree or equivalent</u>	3,913	150
<u>Postbaccalaureate certificate</u>	122	0
<u>Master's degree</u>	1,693	0
<u>Doctor's degree - research/scholarship</u>	210	0
<u>Doctor's degree - professional practice</u>	141	0
Total number of degrees and certificates	6,079	

Summary of Completers Data

	Number of Students		
	Men	Women	Total
All Completers	2,923	2,910	5,833

Completions

University of Oklahoma-Norman Campus (207500)

Source	Description	Severity	Resolved	Options
Global Edits				
Perform Edits	Current year completions (15) are outside the expected range when compared to completions reported in the prior year (37) for: Women, 2-digit field (14), award level (7). Please correct your data or explain. (Error #10505)	Explanation	Yes	
Reason:	We have verified that completions are correct as reported. Change in completions coincides with a slight decrease in enrollment a couple of years ago. More recently, however, we've seen an upward turn in enrollment of female students in these programs.			