

Institution: University of Oklahoma-Norman Campus (207500) User ID: P2075001

Completions Overview

Welcome to the IPEDS Completions survey component. The Completions component is one of several IPEDS components that is conducted during the Fall data collection period. It collects the number of degrees and certificates awarded by field of study, level of award, race/ethnicity, and gender. The reporting period for the Completions component is during the 12-month time period beginning July 1 of the previous calendar year and ending June 30 of the current calendar year; therefore, for this year's Completions component, the reporting period is between July 1, 2014 and June 30, 2015. The Completions component is also collecting the number of students (e.g., completers) who earned awards between July 1, 2014 and June 30, 2015.

Completions Common Errors

Some common completions component errors include the following:

- Including award levels on your current year Completions that were not reported on your previous year's (PY) Institutional Characteristics (IC). [Award levels in the PY IC component cannot be changed; therefore, contact the IPEDS Help Desk at 1-877-225-2568 if you need assistance.]
- Forgetting to select CIP codes for new programs of study that are offered by the institution, but do not have completions for the reporting period.
- Forgetting to enter in zero in at least one of the cells for CIP codes that do not have completions.

Recent Changes

- The following question on **distance education** has been added to the bottom of each individual "CIP Data" screen:
"Is this program offered as a distance education program?"
- The following two screens, which collect data specifically on students were added to this component, beginning in the 2013-14 survey year:
 - **"All Completers"** - Collects the number of students who earned an award between July 1, 2014 and June 30, 2015 by gender and race/ethnicity. (The intent of this screen is to collect an **unduplicated count** of total numbers of completers.)
 - **"Completers by Level"** - Collects the number of students who earned an award between July 1, 2014 and June 30, 2015 by award level and 1) by gender; 2) by race/ethnicity; and 3) by age.
- The definition for Post-baccalaureate Certificate has changed slightly for the 2015-16 collection. The new definition is as follows: **An award that requires completion of an organized program of study beyond the bachelor's. It is designed for persons who have completed a baccalaureate degree, but does not meet the requirements of a master's degree.**

NOTE: Even though Teacher Preparation certificate programs may require a bachelor's degree for admission, they are considered sub-baccalaureate undergraduate programs, and students in these programs are undergraduate students.

General Information

CIP Codes:

The [CIP 2010 Website](#) includes a list of new CIP codes, a list of deleted CIP codes, a list of moved CIP Codes, and an online crosswalk of the 2000 CIP and 2010 CIP.

The Resources Page of the CIP 2010 website contains many valuable resources including:

- CIP 2010 Manual and copies of previous editions of the CIP Manual
- Crosswalk between the 2000 CIP codes and the 2010 CIP codes in Excel format

Keep in mind that some information provided by institutions on the Completions component appear in the [College Navigator](#), which is a major tool used by consumers searching for information about postsecondary education. It is therefore vitally important that you include accurate information about your institution.

Survey materials can be downloaded using the following link: [Survey Materials](#).

The prior year revision system can be accessed using the following link: [Prior Year Revision System](#)

Completions CIP Data

CIPCODE	Award Level	Major	Gender	Non Resident Alien	Hispanic / Latino	American Indian or Alaska Native	Asian	Black or African American	Native Hawaiian or Other Pacific Islander	White	Two or more Races	Race/ ethnicity unknown	Total	distance education program
03.0103 Environmental Studies	5 - Bachelor's degree	1	Men	0	3	0	0	0	0	5	1	0	9	
			Women	0	3	1	0	0	0	14	0	0	18	
			Total	0	6	1	0	0	0	19	1	0	27	No
03.0103 Environmental Studies	7 - Master's degree	1	Men	0	0	0	0	0	0	1	0	0	1	
			Women	0	0	0	0	0	0	0	0	0	0	
			Total	0	0	0	0	0	0	1	0	0	1	No
03.0104 Environmental Science	5 - Bachelor's degree	1	Men	0	0	1	0	0	0	1	0	0	2	
			Women	0	0	0	0	0	0	0	0	1	1	
			Total	0	0	1	0	0	0	1	0	1	3	No
03.0104 Environmental Science	7 - Master's degree	1	Men	0	0	0	0	0	0	1	0	0	1	
			Women	0	0	0	0	0	0	0	0	1	1	
			Total	0	0	0	0	0	0	1	0	1	2	Yes
03.0104 Environmental Science	17 - Doctor's degree - research / scholarship	1	Men	0	0	0	0	0	0	0	0	0	0	
			Women	0	0	0	0	0	0	1	0	0	1	
			Total	0	0	0	0	0	0	1	0	0	1	No
04.0201 Architecture	5 - Bachelor's degree	1	Men	1	2	2	4	0	0	10	1	2	22	
			Women	1	0	1	1	0	0	3	4	0	10	
			Total	2	2	3	5	0	0	13	5	2	32	No
04.0201 Architecture	7 - Master's degree	1	Men	0	2	0	0	0	0	1	1	0	4	
			Women	0	2	0	0	0	0	1	2	0	5	
			Total	0	4	0	0	0	0	2	3	0	9	No
04.0201 Architecture	17 - Doctor's degree - research / scholarship	1	Men	0	0	0	0	0	0	0	0	0	0	
			Women	0	0	0	0	0	0	0	0	0	0	
			Total	0	0	0	0	0	0	0	0	0	0	No
04.0301 City/Urban, Community and Regional Planning	7 - Master's degree	1	Men	2	0	0	0	0	0	0	0	0	2	
			Women	3	0	0	0	0	0	2	0	0	5	
			Total	5	0	0	0	0	0	2	0	0	7	No
04.0401 Environmental Design/Architecture	5 - Bachelor's degree	1	Men	0	1	0	0	0	0	2	0	0	3	
			Women	0	0	0	1	0	0	0	0	0	1	
			Total	0	1	0	1	0	0	2	0	0	4	No
04.0501 Interior Architecture	7 - Master's degree	1	Men	0	0	0	0	0	0	0	0	0	0	
			Women	0	0	0	0	0	0	1	0	0	1	
			Total	0	0	0	0	0	0	1	0	0	1	No
04.0601 Landscape Architecture	7 - Master's degree	1	Men	1	0	0	0	0	0	1	0	0	2	
			Women	0	0	0	0	0	0	0	0	0	0	
			Total	1	0	0	0	0	0	1	0	0	2	No
05.0199 Area Studies, Other	5 - Bachelor's degree	1	Men	0	0	0	0	0	0	0	0	0	0	
			Women	0	0	0	0	0	0	0	0	0	0	
			Total	0	0	0	0	0	0	0	0	0	0	Yes
05.0201 African-American/Black Studies	5 - Bachelor's degree	1	Men	0	0	0	0	1	0	1	0	0	2	
			Women	0	0	0	0	0	0	0	2	0	2	
			Total	0	0	0	0	1	0	1	2	0	4	No
05.0202	5 - Bachelor's degree	1	Men	0	1	1	0	0	0	0	0	0	2	
			Women	0	1	2	0	0	0	0	0	0	3	

CIPCODE	Award Level	Major	Gender	Non Resident Alien	Hispanic / Latino	American Indian or Alaska Native	Asian	Black or African American	Native Hawaiian or Other Pacific Islander	White	Two or more Races	Race/ ethnicity unknown	Total	distance education program
American Indian/Native American Studies			Total	0	2	3	0	0	0	0	0	0	5	No
05.0202 American Indian/Native American Studies	7 - Master's degree	1	Men	0	0	0	0	0	0	0	0	0	0	
			Women	0	0	3	0	0	0	1	1	0	5	
			Total	0	0	3	0	0	0	1	1	0	5	No
05.0202 American Indian/Native American Studies	5 - Bachelor's degree	2	Men	0	0	0	0	0	0	0	0	0	0	
			Women	0	0	1	0	0	0	0	0	0	1	
			Total	0	0	1	0	0	0	0	0	0	1	No
05.0207 Women's Studies	5 - Bachelor's degree	1	Men	0	0	0	0	0	0	0	1	0	1	
			Women	0	1	1	1	0	0	6	0	0	9	
			Total	0	1	1	1	0	0	6	1	0	10	No
05.0207 Women's Studies	6 - Postbaccalaureate certificates	1	Men	0	0	0	0	0	0	0	0	0	0	
			Women	0	0	1	0	0	0	4	0	0	5	
			Total	0	0	1	0	0	0	4	0	0	5	No
05.0207 Women's Studies	5 - Bachelor's degree	2	Men	0	0	0	0	0	0	0	0	0	0	
			Women	0	0	1	0	0	0	0	0	0	1	
			Total	0	0	1	0	0	0	0	0	0	1	No
09.0101 Speech Communication and Rhetoric	5 - Bachelor's degree	1	Men	2	1	2	3	2	0	28	1	3	42	
			Women	1	10	4	1	4	0	52	5	2	79	
			Total	3	11	6	4	6	0	80	6	5	121	No
09.0101 Speech Communication and Rhetoric	7 - Master's degree	1	Men	0	0	0	0	2	0	4	0	0	6	
			Women	0	1	1	0	1	0	5	1	0	9	
			Total	0	1	1	0	3	0	9	1	0	15	No
09.0101 Speech Communication and Rhetoric	17 - Doctor's degree - research / scholarship	1	Men	0	0	0	0	0	0	3	0	0	3	
			Women	0	0	0	0	0	0	5	0	0	5	
			Total	0	0	0	0	0	0	8	0	0	8	No
09.0101 Speech Communication and Rhetoric	5 - Bachelor's degree	2	Men	0	0	0	0	0	0	0	0	0	0	
			Women	0	0	0	0	0	0	2	0	0	2	
			Total	0	0	0	0	0	0	2	0	0	2	No
09.0102 Mass Communication/Media Studies	17 - Doctor's degree - research / scholarship	1	Men	1	0	0	0	0	0	2	0	0	3	
			Women	0	0	0	0	0	0	0	0	0	0	
			Total	1	0	0	0	0	0	2	0	0	3	No
09.0401 Journalism	5 - Bachelor's degree	1	Men	0	4	2	0	1	0	26	3	1	37	
			Women	1	20	3	1	6	0	96	5	1	133	
			Total	1	24	5	1	7	0	122	8	2	170	No
09.0401 Journalism	7 - Master's degree	1	Men	1	0	0	0	0	0	8	0	0	9	
			Women	4	0	0	0	1	0	10	1	0	16	
			Total	5	0	0	0	1	0	18	1	0	25	No
09.0402 Broadcast Journalism	5 - Bachelor's degree	1	Men	0	3	1	0	0	0	22	4	1	31	
			Women	1	1	0	0	2	0	14	1	0	19	
			Total	1	4	1	0	2	0	36	5	1	50	No
09.0903 Advertising	5 - Bachelor's degree	1	Men	0	1	1	0	1	0	22	0	2	27	
			Women	1	2	0	2	1	0	38	1	1	46	
			Total	1	3	1	2	2	0	60	1	3	73	No
11.0401 Information Science/Studies	5 - Bachelor's degree	1	Men	0	1	0	3	0	0	4	0	0	8	
			Women	0	1	0	0	0	0	2	1	0	4	

CIPCODE	Award Level	Major	Gender	Non Resident Alien	Hispanic / Latino	American Indian or Alaska Native	Asian	Black or African American	Native Hawaiian or Other Pacific Islander	White	Two or more Races	Race/ ethnicity unknown	Total	distance education program
			Total	0	2	0	3	0	0	6	1	0	12	Yes
11.0701 Computer Science	5 - Bachelor's degree	1	Men	0	3	0	2	0	0	15	0	0	20	
			Women	0	0	0	0	0	0	2	0	0	2	
			Total	0	3	0	2	0	0	17	0	0	22	No
11.0701 Computer Science	7 - Master's degree	1	Men	7	1	1	1	0	0	7	0	2	19	
			Women	2	0	0	0	0	0	1	0	0	3	
			Total	9	1	1	1	0	0	8	0	2	22	No
11.0701 Computer Science	17 - Doctor's degree - research / scholarship	1	Men	2	0	0	0	0	0	1	0	0	3	
			Women	1	0	0	0	0	0	0	0	1	2	
			Total	3	0	0	0	0	0	1	0	1	5	No
11.1099 Computer/Information Technology Services Administration and Management, Other	7 - Master's degree	1	Men	1	0	0	0	0	0	1	0	0	2	
			Women	0	0	0	1	0	0	2	0	0	3	
			Total	1	0	0	1	0	0	3	0	0	5	No
13.0101 Education, General	6 - Postbaccalaureate certificates	1	Men	0	0	0	0	0	0	0	0	0	0	
			Women	0	0	0	0	0	0	1	0	0	1	
			Total	0	0	0	0	0	0	1	0	0	1	No
13.0202 Multicultural Education	6 - Postbaccalaureate certificates	1	Men	0	0	0	0	0	0	0	0	0	0	
			Women	0	0	0	0	0	0	1	0	0	1	
			Total	0	0	0	0	0	0	1	0	0	1	No
13.0401 Educational Leadership and Administration, General	7 - Master's degree	1	Men	0	0	1	0	1	0	9	1	3	15	
			Women	0	3	0	0	2	0	18	0	4	27	
			Total	0	3	1	0	3	0	27	1	7	42	No
13.0401 Educational Leadership and Administration, General	17 - Doctor's degree - research / scholarship	1	Men	0	0	0	0	0	0	3	0	3	6	
			Women	0	0	0	0	0	0	1	0	2	3	
			Total	0	0	0	0	0	0	4	0	5	9	No
13.0501 Educational/Instructional Technology	7 - Master's degree	1	Men	1	0	0	0	0	0	3	1	0	5	
			Women	3	0	0	0	0	0	2	0	0	5	
			Total	4	0	0	0	0	0	5	1	0	10	No
13.0901 Social and Philosophical Foundations of Education	7 - Master's degree	1	Men	0	0	0	0	0	0	0	0	0	0	
			Women	0	0	0	0	0	0	1	0	0	1	
			Total	0	0	0	0	0	0	1	0	0	1	No
13.0901 Social and Philosophical Foundations of Education	17 - Doctor's degree - research / scholarship	1	Men	0	0	0	0	0	0	2	0	0	2	
			Women	0	0	0	0	1	0	1	0	0	2	
			Total	0	0	0	0	1	0	3	0	0	4	No
13.1001 Special Education and Teaching, General	5 - Bachelor's degree	1	Men	0	0	0	0	0	0	0	0	0	0	
			Women	0	1	1	0	0	0	11	1	0	14	
			Total	0	1	1	0	0	0	11	1	0	14	No
13.1001 Special Education and Teaching, General	7 - Master's degree	1	Men	0	0	0	0	0	0	3	0	0	3	
			Women	0	0	0	0	0	0	10	0	0	10	
			Total	0	0	0	0	0	0	13	0	0	13	No
13.1001 Special Education and Teaching, General	17 - Doctor's degree - research / scholarship	1	Men	0	0	0	0	1	0	0	0	0	1	
			Women	0	0	0	0	0	0	0	0	0	0	
			Total	0	0	0	0	1	0	0	0	0	1	No
13.1201		1	Men	0	2	4	0	6	0	15	2	0	29	

[illegible]

[illegible]

CIPCODE	Award Level	Major	Gender	Non Resident Alien	Hispanic / Latino	American Indian or Alaska Native	Asian	Black or African American	Native Hawaiian or Other Pacific Islander	White	Two or more Races	Race/ ethnicity unknown	Total	distance education program
			Total	2	1	0	2	0	0	9	1	0	15	No
14.1001 Electrical and Electronics Engineerin	5 - Bachelor's degree	1	Men	5	2	3	8	1	0	29	2	4	54	
			Women	1	3	0	1	0	0	2	0	0	7	
			Total	6	5	3	9	1	0	31	2	4	61	No
14.1001 Electrical and Electronics Engineerin	7 - Master's degree	1	Men	8	1	0	3	0	0	10	1	1	24	
			Women	3	0	1	1	0	0	0	0	0	5	
			Total	11	1	1	4	0	0	10	1	1	29	No
14.1001 Electrical and Electronics Engineerin	17 - Doctor's degree - research / scholarship	1	Men	4	0	0	0	0	0	0	0	0	4	
			Women	2	0	0	0	0	0	0	0	0	2	
			Total	6	0	0	0	0	0	0	0	0	6	No
14.1004 Telecommunications Engineering	7 - Master's degree	1	Men	2	0	0	0	0	0	0	0	0	2	
			Women	1	0	0	0	0	0	0	0	0	1	
			Total	3	0	0	0	0	0	0	0	0	3	No
14.1201 Engineering Physics/Applied Physics	5 - Bachelor's degree	1	Men	0	0	0	0	0	0	2	1	0	3	
			Women	0	0	0	0	0	0	0	0	0	0	
			Total	0	0	0	0	0	0	2	1	0	3	No
14.1201 Engineering Physics/Applied Physics	7 - Master's degree	1	Men	1	0	0	0	0	0	1	0	0	2	
			Women	0	0	0	0	0	0	0	0	0	0	
			Total	1	0	0	0	0	0	1	0	0	2	No
14.1201 Engineering Physics/Applied Physics	17 - Doctor's degree - research / scholarship	1	Men	0	0	0	0	0	0	0	0	0	0	
			Women	0	0	0	0	0	0	0	0	0	0	
			Total	0	0	0	0	0	0	0	0	0	0	No
14.1401 Environmental/Environmental Health Engineering	5 - Bachelor's degree	1	Men	0	0	0	0	0	0	4	1	0	5	
			Women	0	1	0	0	1	0	6	0	0	8	
			Total	0	1	0	0	1	0	10	1	0	13	No
14.1401 Environmental/Environmental Health Engineering	7 - Master's degree	1	Men	0	0	0	0	0	0	1	0	1	2	
			Women	1	0	0	0	0	0	1	0	0	2	
			Total	1	0	0	0	0	0	2	0	1	4	No
14.1401 Environmental/Environmental Health Engineering	17 - Doctor's degree - research / scholarship	1	Men	0	0	1	0	0	0	0	0	0	1	
			Women	1	0	0	0	0	0	0	0	0	1	
			Total	1	0	1	0	0	0	0	0	0	2	No
14.1901 Mechanical Engineering	5 - Bachelor's degree	1	Men	6	8	1	3	2	0	43	7	0	70	
			Women	0	4	0	1	0	0	10	1	0	16	
			Total	6	12	1	4	2	0	53	8	0	86	No
14.1901 Mechanical Engineering	7 - Master's degree	1	Men	2	1	0	0	0	0	6	0	1	10	
			Women	0	0	0	0	0	0	0	0	0	0	
			Total	2	1	0	0	0	0	6	0	1	10	No
14.1901 Mechanical Engineering	17 - Doctor's degree - research / scholarship	1	Men	1	0	0	0	0	0	0	0	0	1	
			Women	0	0	0	0	0	0	0	0	0	0	
			Total	1	0	0	0	0	0	0	0	0	1	No
14.2501 Petroleum Engineering	5 - Bachelor's degree	1	Men	17	2	5	14	5	0	56	5	1	105	
			Women	3	3	0	0	1	0	13	0	0	20	
			Total	20	5	5	14	6	0	69	5	1	125	No
14.2501 Petroleum Engineering	7 - Master's degree	1	Men	18	0	0	0	0	0	2	0	1	21	
			Women	5	0	0	0	0	0	0	0	0	5	
			Total	23	0	0	0	0	0	2	0	1	26	No

CIPCODE	Award Level	Major	Gender	Non Resident Alien	Hispanic / Latino	American Indian or Alaska Native	Asian	Black or African American	Native Hawaiian or Other Pacific Islander	White	Two or more Races	Race/ ethnicity unknown	Total	distance education program
14.2501 Petroleum Engineering	17 - Doctor's degree - research / scholarship	1	Men	2	0	0	0	0	0	0	0	1	3	
			Women	2	0	0	0	0	0	0	0	0	2	
			Total	4	0	0	0	0	0	0	0	1	5	No
14.3501 Industrial Engineering	5 - Bachelor's degree	1	Men	2	2	0	2	2	0	12	1	0	21	
			Women	2	1	1	1	1	0	10	0	1	17	
			Total	4	3	1	3	3	0	22	1	1	38	No
14.3501 Industrial Engineering	7 - Master's degree	1	Men	5	0	1	0	0	0	5	0	0	11	
			Women	1	0	0	0	0	0	1	0	0	2	
			Total	6	0	1	0	0	0	6	0	0	13	No
14.3501 Industrial Engineering	17 - Doctor's degree - research / scholarship	1	Men	1	0	0	0	0	0	0	0	0	1	
			Women	2	0	0	0	0	0	0	0	1	3	
			Total	3	0	0	0	0	0	0	0	1	4	No
14.3901 Geological/Geophysical Engineering	5 - Bachelor's degree	1	Men	0	0	0	0	0	0	0	0	0	0	
			Women	0	0	0	0	0	0	0	0	0	0	
			Total	0	0	0	0	0	0	0	0	0	0	No
14.3901 Geological/Geophysical Engineering	7 - Master's degree	1	Men	0	0	0	0	0	0	0	0	0	0	
			Women	0	0	0	0	0	0	0	0	0	0	
			Total	0	0	0	0	0	0	0	0	0	0	No
14.3901 Geological/Geophysical Engineering	17 - Doctor's degree - research / scholarship	1	Men	0	0	0	0	0	0	0	0	0	0	
			Women	0	0	0	0	0	0	0	0	0	0	
			Total	0	0	0	0	0	0	0	0	0	0	No
16.0102 Linguistics	5 - Bachelor's degree	1	Men	0	1	0	0	0	0	8	1	0	10	
			Women	0	0	0	0	0	0	1	4	0	5	
			Total	0	1	0	0	0	0	9	5	0	15	No
16.0102 Linguistics	5 - Bachelor's degree	2	Men	0	0	0	0	0	0	0	0	0	0	
			Women	0	0	0	0	0	0	1	0	0	1	
			Total	0	0	0	0	0	0	1	0	0	1	No
16.0301 Chinese Language and Literature	5 - Bachelor's degree	1	Men	0	0	0	1	0	0	2	0	0	3	
			Women	0	0	0	2	0	0	2	1	0	5	
			Total	0	0	0	3	0	0	4	1	0	8	No
16.0301 Chinese Language and Literature	5 - Bachelor's degree	2	Men	0	0	0	0	0	0	1	0	1	2	
			Women	0	0	0	0	0	0	0	0	0	0	
			Total	0	0	0	0	0	0	1	0	1	2	No
16.0302 Japanese Language and Literature	5 - Bachelor's degree	1	Men	0	0	0	0	0	0	0	0	0	0	
			Women	0	0	0	0	0	0	0	0	0	0	
			Total	0	0	0	0	0	0	0	0	0	0	No
16.0402 Russian Language and Literature	5 - Bachelor's degree	1	Men	0	0	0	0	0	0	0	0	0	0	
			Women	0	0	0	0	0	0	2	0	0	2	
			Total	0	0	0	0	0	0	2	0	0	2	No
16.0402 Russian Language and Literature	5 - Bachelor's degree	2	Men	0	0	0	0	0	0	0	0	0	0	
			Women	0	0	0	0	0	0	2	0	0	2	
			Total	0	0	0	0	0	0	2	0	0	2	No
16.0500 Germanic Languages, Literatures, and Linguistics, General	5 - Bachelor's degree	1	Men	0	0	0	0	0	0	0	0	0	0	
			Women	0	0	0	0	0	0	5	1	0	6	
			Total	0	0	0	0	0	0	5	1	0	6	No

CIPCODE	Award Level	Major	Gender	Non Resident Alien	Hispanic / Latino	American Indian or Alaska Native	Asian	Black or African American	Native Hawaiian or Other Pacific Islander	White	Two or more Races	Race/ ethnicity unknown	Total	distance education program
16.0500 Germanic Languages, Literatures, and Linguistics, General	7 - Master's degree	1	Men	0	0	0	0	0	0	1	0	0	1	
			Women	0	0	0	0	0	0	2	0	0	2	
			Total	0	0	0	0	0	0	3	0	0	3	No
16.0901 French Language and Literature	5 - Bachelor's degree	1	Men	0	0	0	0	0	0	2	0	0	2	
			Women	0	2	0	0	0	0	1	1	0	4	
			Total	0	2	0	0	0	0	3	1	0	6	No
16.0901 French Language and Literature	7 - Master's degree	1	Men	0	0	0	0	0	0	1	0	0	1	
			Women	0	0	0	0	0	0	0	0	0	0	
			Total	0	0	0	0	0	0	1	0	0	1	No
16.0901 French Language and Literature	17 - Doctor's degree - research / scholarship	1	Men	0	0	0	0	0	0	0	0	0	0	
			Women	0	0	0	0	0	0	0	0	1	1	
			Total	0	0	0	0	0	0	0	0	1	1	No
16.0902 Italian Language and Literature	5 - Bachelor's degree	1	Men	0	0	0	0	0	0	1	0	0	1	
			Women	0	0	0	0	0	0	0	0	0	0	
			Total	0	0	0	0	0	0	1	0	0	1	No
16.0905 Spanish Language and Literature	5 - Bachelor's degree	1	Men	0	2	1	0	1	0	5	2	0	11	
			Women	0	3	0	1	0	0	14	0	1	19	
			Total	0	5	1	1	1	0	19	2	1	30	No
16.0905 Spanish Language and Literature	7 - Master's degree	1	Men	0	1	0	0	0	0	0	0	0	1	
			Women	0	0	0	0	0	0	0	0	0	0	
			Total	0	1	0	0	0	0	0	0	0	1	No
16.0905 Spanish Language and Literature	17 - Doctor's degree - research / scholarship	1	Men	0	0	0	0	0	0	0	0	0	0	
			Women	0	0	0	0	0	0	0	0	1	1	
			Total	0	0	0	0	0	0	0	0	1	1	No
16.0905 Spanish Language and Literature	5 - Bachelor's degree	2	Men	0	0	0	0	0	0	0	0	0	0	
			Women	0	1	0	0	0	0	2	0	0	3	
			Total	0	1	0	0	0	0	2	0	0	3	No
16.1101 Arabic Language and Literature	5 - Bachelor's degree	1	Men	0	0	0	0	0	0	2	1	0	3	
			Women	0	1	0	0	0	0	1	0	0	2	
			Total	0	1	0	0	0	0	3	1	0	5	No
16.1200 Classics and Classical Languages, Literatures, and Linguistics, General	5 - Bachelor's degree	1	Men	0	0	0	0	0	0	1	0	0	1	
			Women	0	0	1	0	0	0	3	0	0	4	
			Total	0	0	1	0	0	0	4	0	0	5	No
22.0101 Law	18 - Doctor's degree - professional practice	1	Men	1	4	6	0	1	0	44	0	31	87	
			Women	2	2	3	0	1	0	23	2	28	61	
			Total	3	6	9	0	2	0	67	2	59	148	No
22.0201 Advanced Legal Research/Studies, General	7 - Master's degree	1	Men	3	0	0	0	0	0	0	0	3	6	
			Women	3	0	0	0	0	0	1	0	2	6	
			Total	6	0	0	0	0	0	1	0	5	12	No
22.0209 International Law and Legal Studies	7 - Master's degree	1	Men	0	0	2	0	0	0	0	0	1	3	
			Women	1	0	4	0	0	0	0	1	2	8	
			Total	1	0	6	0	0	0	0	1	3	11	No
23.0101	5 - Bachelor's degree	1	Men	0	1	0	0	0	1	13	1	1	17	
			Women	0	1	2	1	1	0	27	9	0	41	

CIPCODE	Award Level	Major	Gender	Non Resident Alien	Hispanic / Latino	American Indian or Alaska Native	Asian	Black or African American	Native Hawaiian or Other Pacific Islander	White	Two or more Races	Race/ ethnicity unknown	Total	distance education program
English Language and Literature, General			Total	0	2	2	1	1	1	40	10	1	58	No
23.0101 English Language and Literature, General	7 - Master's degree	1	Men	0	0	0	0	0	0	2	0	1	3	
			Women	0	0	0	0	0	0	6	0	0	6	
			Total	0	0	0	0	0	0	8	0	1	9	No
23.0101 English Language and Literature, General	17 - Doctor's degree - research / scholarship	1	Men	0	0	1	0	0	0	1	0	0	2	
			Women	1	0	0	0	1	0	1	0	0	3	
			Total	1	0	1	0	1	0	2	0	0	5	No
23.0101 English Language and Literature, General	5 - Bachelor's degree	2	Men	0	0	0	0	0	0	1	0	0	1	
			Women	0	0	0	0	0	0	1	0	0	1	
			Total	0	0	0	0	0	0	2	0	0	2	No
23.1302 Creative Writing	7 - Master's degree	1	Men	0	1	0	1	0	0	3	0	0	5	
			Women	0	0	0	0	0	0	2	1	1	4	
			Total	0	1	0	1	0	0	5	1	1	9	No
24.0101 Liberal Arts and Sciences/Liberal Studies	5 - Bachelor's degree	1	Men	0	12	5	1	4	0	73	4	5	104	
			Women	0	1	11	2	9	0	82	6	3	114	
			Total	0	13	16	3	13	0	155	10	8	218	Yes
24.0101 Liberal Arts and Sciences/Liberal Studies	6 - Postbaccalaureate certificates	1	Men	0	1	0	0	0	0	2	0	0	3	
			Women	0	0	0	0	0	0	1	0	1	2	
			Total	0	1	0	0	0	0	3	0	1	5	Yes
24.0101 Liberal Arts and Sciences/Liberal Studies	7 - Master's degree	1	Men	1	4	1	1	5	0	61	5	2	80	
			Women	0	4	4	2	8	0	53	5	4	80	
			Total	1	8	5	3	13	0	114	10	6	160	Yes
24.0103 Humanities/Humanistic Studies	5 - Bachelor's degree	1	Men	0	2	0	1	0	0	15	0	0	18	
			Women	0	1	0	0	0	0	10	2	0	13	
			Total	0	3	0	1	0	0	25	2	0	31	No
24.0103 Humanities/Humanistic Studies	5 - Bachelor's degree	2	Men	0	0	0	0	0	0	0	0	0	0	
			Women	0	0	0	0	0	0	1	0	0	1	
			Total	0	0	0	0	0	0	1	0	0	1	No
24.0199 Liberal Arts and Sciences, General Studies and Humanities, Other	5 - Bachelor's degree	1	Men	2	5	6	3	6	1	24	2	2	51	
			Women	1	5	4	5	0	0	34	4	3	56	
			Total	3	10	10	8	6	1	58	6	5	107	No
24.0199 Liberal Arts and Sciences, General Studies and Humanities, Other	5 - Bachelor's degree	2	Men	0	0	0	0	0	0	0	0	0	0	
			Women	0	1	0	0	0	0	1	0	0	2	
			Total	0	1	0	0	0	0	1	0	0	2	No
25.0101 Library and Information Science	7 - Master's degree	1	Men	0	0	0	0	0	0	5	0	1	6	
			Women	0	2	2	1	1	0	31	2	2	41	
			Total	0	2	2	1	1	0	36	2	3	47	Yes
26.0202 Biochemistry	5 - Bachelor's degree	1	Men	0	4	0	3	0	0	6	2	0	15	
			Women	1	1	0	4	1	0	10	0	0	17	
			Total	1	5	0	7	1	0	16	2	0	32	No
26.0301 Botany/Plant Biology	5 - Bachelor's degree	1	Men	0	0	0	0	0	0	1	0	0	1	
			Women	0	0	0	1	0	0	0	0	0	1	
			Total	0	0	0	1	0	0	1	0	0	2	No

CIPCODE	Award Level	Major	Gender	Non Resident Alien	Hispanic / Latino	American Indian or Alaska Native	Asian	Black or African American	Native Hawaiian or Other Pacific Islander	White	Two or more Races	Race/ ethnicity unknown	Total	distance education program
Multi-/Interdisciplinary Studies, General	7 - Master's degree		Women	0	0	0	0	0	0	0	0	0	0	
			Total	0	0	0	0	0	0	0	0	0	0	No
30.1801 Natural Sciences	7 - Master's degree	1	Men	0	0	0	0	0	0	0	0	0	0	
			Women	0	0	0	0	0	0	0	0	0	0	
			Total	0	0	0	0	0	0	0	0	0	0	No
30.2001 International/Global Studies	5 - Bachelor's degree	1	Men	0	3	1	3	2	0	21	5	2	37	
			Women	1	12	2	4	5	0	29	4	4	61	
			Total	1	15	3	7	7	0	50	9	6	98	No
30.2001 International/Global Studies	7 - Master's degree	1	Men	0	0	0	0	0	0	3	0	0	3	
			Women	0	0	1	0	0	0	1	0	3	5	
			Total	0	0	1	0	0	0	4	0	3	8	No
30.2001 International/Global Studies	5 - Bachelor's degree	2	Men	0	0	0	0	0	0	1	0	0	1	
			Women	1	0	0	0	0	0	0	0	0	1	
			Total	1	0	0	0	0	0	1	0	0	2	No
30.3001 Computational Science	7 - Master's degree	1	Men	1	0	0	0	0	0	0	0	0	1	
			Women	0	0	0	0	0	0	0	0	0	0	
			Total	1	0	0	0	0	0	0	0	0	1	Yes
30.9999 Multi-/Interdisciplinary Studies, Other	7 - Master's degree	1	Men	3	8	1	4	9	0	85	2	11	123	
			Women	1	6	0	2	1	1	28	3	8	50	
			Total	4	14	1	6	10	1	113	5	19	173	No
30.9999 Multi-/Interdisciplinary Studies, Other	17 - Doctor's degree - research / scholarship	1	Men	0	0	1	0	0	0	1	0	0	2	
			Women	0	0	0	0	0	0	1	0	1	2	
			Total	0	0	1	0	0	0	2	0	1	4	No
31.0505 Kinesiology and Exercise Science	5 - Bachelor's degree	1	Men	0	6	2	4	3	0	24	2	2	43	
			Women	2	6	2	5	3	0	44	6	4	72	
			Total	2	12	4	9	6	0	68	8	6	115	No
31.0505 Kinesiology and Exercise Science	7 - Master's degree	1	Men	0	0	0	0	0	0	10	0	1	11	
			Women	0	0	0	0	0	0	4	3	0	7	
			Total	0	0	0	0	0	0	14	3	1	18	No
31.0505 Kinesiology and Exercise Science	17 - Doctor's degree - research / scholarship	1	Men	0	0	0	0	0	0	1	0	0	1	
			Women	0	0	0	0	0	0	0	0	0	0	
			Total	0	0	0	0	0	0	1	0	0	1	No
38.0101 Philosophy	5 - Bachelor's degree	1	Men	0	0	0	0	0	0	5	0	0	5	
			Women	0	0	0	0	0	0	2	0	0	2	
			Total	0	0	0	0	0	0	7	0	0	7	No
38.0101 Philosophy	7 - Master's degree	1	Men	0	0	1	0	0	0	2	0	0	3	
			Women	0	0	0	0	0	0	0	0	0	0	
			Total	0	0	1	0	0	0	2	0	0	3	No
38.0101 Philosophy	17 - Doctor's degree - research / scholarship	1	Men	0	0	0	0	0	0	1	0	1	2	
			Women	0	0	0	0	0	0	1	0	0	1	
			Total	0	0	0	0	0	0	2	0	1	3	No
38.0101 Philosophy	5 - Bachelor's degree	2	Men	0	0	0	0	0	0	1	0	0	1	
			Women	0	0	0	0	0	0	1	0	0	1	
			Total	0	0	0	0	0	0	2	0	0	2	No
38.0201 Religion/Religious Studies	5 - Bachelor's degree	1	Men	0	2	0	0	0	0	3	1	0	6	
			Women	0	0	0	0	1	0	1	0	0	2	

CIPCODE	Award Level	Major	Gender	Non Resident Alien	Hispanic / Latino	American Indian or Alaska Native	Asian	Black or African American	Native Hawaiian or Other Pacific Islander	White	Two or more Races	Race/ ethnicity unknown	Total	distance education program
			Total	0	2	0	0	1	0	4	1	0	8	No
38.0201 Religion/Religious Studies	5 - Bachelor's degree	2	Men	0	0	1	0	0	0	0	0	1	2	
			Women	0	0	0	0	0	0	2	0	0	2	
			Total	0	0	1	0	0	0	2	0	1	4	No
38.0206 Jewish/Judaic Studies	5 - Bachelor's degree	1	Men	0	0	0	0	0	0	1	0	0	1	
			Women	0	0	0	0	0	0	0	0	0	0	
			Total	0	0	0	0	0	0	1	0	0	1	No
40.0201 Astronomy	5 - Bachelor's degree	1	Men	0	0	0	0	0	0	0	0	0	0	
			Women	0	0	0	0	0	0	1	0	0	1	
			Total	0	0	0	0	0	0	1	0	0	1	No
40.0202 Astrophysics	5 - Bachelor's degree	1	Men	0	0	0	0	0	0	1	0	0	1	
			Women	0	0	0	0	0	0	0	0	1	1	
			Total	0	0	0	0	0	0	1	0	1	2	No
40.0404 Meteorology	5 - Bachelor's degree	1	Men	0	2	1	0	0	0	22	1	2	28	
			Women	1	0	2	0	0	0	11	0	0	14	
			Total	1	2	3	0	0	0	33	1	2	42	No
40.0404 Meteorology	7 - Master's degree	1	Men	1	0	0	1	0	0	6	1	0	9	
			Women	1	0	0	0	0	0	4	0	0	5	
			Total	2	0	0	1	0	0	10	1	0	14	No
40.0404 Meteorology	17 - Doctor's degree - research / scholarship	1	Men	0	0	0	1	1	0	7	0	0	9	
			Women	2	0	0	0	0	0	2	0	0	4	
			Total	2	0	0	1	1	0	9	0	0	13	No
40.0501 Chemistry, General	5 - Bachelor's degree	1	Men	3	2	0	4	0	0	15	2	0	26	
			Women	0	2	1	12	0	0	11	0	0	26	
			Total	3	4	1	16	0	0	26	2	0	52	No
40.0501 Chemistry, General	7 - Master's degree	1	Men	2	0	0	1	0	0	8	0	0	11	
			Women	2	0	0	0	0	0	2	0	1	5	
			Total	4	0	0	1	0	0	10	0	1	16	No
40.0501 Chemistry, General	17 - Doctor's degree - research / scholarship	1	Men	3	0	0	0	1	0	2	0	0	6	
			Women	0	0	0	0	0	0	0	1	0	1	
			Total	3	0	0	0	1	0	2	1	0	7	No
40.0601 Geology/Earth Science, General	5 - Bachelor's degree	1	Men	0	1	0	0	0	0	8	0	1	10	
			Women	0	0	0	0	0	0	5	0	0	5	
			Total	0	1	0	0	0	0	13	0	1	15	No
40.0601 Geology/Earth Science, General	7 - Master's degree	1	Men	7	0	1	0	0	0	11	0	1	20	
			Women	2	0	0	0	0	0	5	0	0	7	
			Total	9	0	1	0	0	0	16	0	1	27	No
40.0601 Geology/Earth Science, General	17 - Doctor's degree - research / scholarship	1	Men	2	0	0	0	0	0	1	0	0	3	
			Women	0	0	0	0	0	0	0	0	1	1	
			Total	2	0	0	0	0	0	1	0	1	4	No
40.0603 Geophysics and Seismology	5 - Bachelor's degree	1	Men	1	1	0	0	0	0	1	0	0	3	
			Women	1	0	0	0	0	0	0	0	0	1	
			Total	2	1	0	0	0	0	1	0	0	4	No
40.0603 Geophysics and Seismology	7 - Master's degree	1	Men	3	0	0	0	0	0	4	0	0	7	
			Women	0	0	0	0	0	0	2	0	0	2	
			Total	3	0	0	0	0	0	6	0	0	9	No

CIPCODE	Award Level	Major	Gender	Non Resident Alien	Hispanic / Latino	American Indian or Alaska Native	Asian	Black or African American	Native Hawaiian or Other Pacific Islander	White	Two or more Races	Race/ ethnicity unknown	Total	distance education program
40.0603 Geophysics and Seismology	17 - Doctor's degree - research / scholarship	1	Men	3	0	0	0	0	0	1	0	0	4	
			Women	0	0	0	0	0	0	0	0	0	0	
			Total	3	0	0	0	0	0	1	0	0	4	No
40.0801 Physics, General	5 - Bachelor's degree	1	Men	1	0	0	0	0	0	5	1	0	7	
			Women	1	0	0	1	0	0	0	0	1	3	
			Total	2	0	0	1	0	0	5	1	1	10	No
40.0801 Physics, General	7 - Master's degree	1	Men	4	0	0	0	0	0	3	0	0	7	
			Women	1	0	0	0	0	0	0	0	0	1	
			Total	5	0	0	0	0	0	3	0	0	8	No
40.0801 Physics, General	17 - Doctor's degree - research / scholarship	1	Men	1	0	0	0	0	0	6	0	1	8	
			Women	1	0	0	0	0	0	2	0	0	3	
			Total	2	0	0	0	0	0	8	0	1	11	No
42.0101 Psychology, General	5 - Bachelor's degree	1	Men	1	2	4	4	5	0	25	5	4	50	
			Women	0	8	3	10	10	0	62	8	5	106	
			Total	1	10	7	14	15	0	87	13	9	156	No
42.0101 Psychology, General	7 - Master's degree	1	Men	0	0	0	0	0	0	1	0	0	1	
			Women	0	0	0	0	0	0	2	1	0	3	
			Total	0	0	0	0	0	0	3	1	0	4	No
42.0101 Psychology, General	17 - Doctor's degree - research / scholarship	1	Men	0	0	0	0	0	0	7	0	1	8	
			Women	0	0	0	0	0	0	6	0	1	7	
			Total	0	0	0	0	0	0	13	0	2	15	No
42.0101 Psychology, General	5 - Bachelor's degree	2	Men	0	0	0	0	1	0	0	0	0	1	
			Women	0	0	0	0	0	0	0	1	0	1	
			Total	0	0	0	0	1	0	0	1	0	2	No
42.2803 Counseling Psychology	17 - Doctor's degree - research / scholarship	1	Men	0	1	0	0	0	0	1	0	0	2	
			Women	0	0	0	0	0	0	2	0	2	4	
			Total	0	1	0	0	0	0	3	0	2	6	No
42.2806 Educational Psychology	17 - Doctor's degree - research / scholarship	1	Men	0	0	0	0	0	0	0	0	0	0	
			Women	0	0	0	0	1	0	3	0	0	4	
			Total	0	0	0	0	1	0	3	0	0	4	No
43.0103 Criminal Justice/Law Enforcement Administration	5 - Bachelor's degree	1	Men	0	3	2	0	1	0	33	1	2	42	
			Women	0	2	1	1	2	1	12	3	1	23	
			Total	0	5	3	1	3	1	45	4	3	65	Yes
43.0104 Criminal Justice/Safety Studies	7 - Master's degree	1	Men	0	0	0	0	1	0	3	0	0	4	
			Women	0	0	0	0	0	0	2	0	0	2	
			Total	0	0	0	0	1	0	5	0	0	6	Yes
44.0401 Public Administration	5 - Bachelor's degree	1	Men	0	3	0	0	0	0	5	0	0	8	
			Women	0	0	0	0	0	0	4	0	0	4	
			Total	0	3	0	0	0	0	9	0	0	12	No
44.0401 Public Administration	7 - Master's degree	1	Men	0	0	0	0	0	0	12	3	0	15	
			Women	0	0	1	0	1	0	2	0	0	4	
			Total	0	0	1	0	1	0	14	3	0	19	No

CIPCODE	Award Level	Major	Gender	Non Resident Alien	Hispanic / Latino	American Indian or Alaska Native	Asian	Black or African American	Native Hawaiian or Other Pacific Islander	White	Two or more Races	Race/ ethnicity unknown	Total	distance education program
Social Work	5 - Bachelor's degree		Women	1	8	2	0	3	0	21	5	1	41	
			Total	1	9	2	0	3	0	21	5	1	42	No
44.0701 Social Work	7 - Master's degree	1	Men	0	2	1	0	1	0	11	0	0	15	
			Women	0	9	11	1	19	0	88	6	9	143	
			Total	0	11	12	1	20	0	99	6	9	158	No
45.0201 Anthropology	5 - Bachelor's degree	1	Men	0	1	0	0	0	0	6	0	1	8	
			Women	0	5	1	1	1	0	23	4	2	37	
			Total	0	6	1	1	1	0	29	4	3	45	No
45.0201 Anthropology	7 - Master's degree	1	Men	0	0	0	0	0	0	5	0	0	5	
			Women	0	0	0	0	0	0	3	0	1	4	
			Total	0	0	0	0	0	0	8	0	1	9	No
45.0201 Anthropology	17 - Doctor's degree - research / scholarship	1	Men	1	0	0	0	0	0	4	0	0	5	
			Women	0	0	0	0	0	0	2	0	0	2	
			Total	1	0	0	0	0	0	6	0	0	7	No
45.0601 Economics, General	5 - Bachelor's degree	1	Men	4	1	1	1	0	0	14	1	3	25	
			Women	1	0	0	1	1	0	5	1	1	10	
			Total	5	1	1	2	1	0	19	2	4	35	No
45.0601 Economics, General	7 - Master's degree	1	Men	0	1	0	3	2	0	14	0	0	20	
			Women	0	2	0	0	0	0	3	0	2	7	
			Total	0	3	0	3	2	0	17	0	2	27	No
45.0601 Economics, General	17 - Doctor's degree - research / scholarship	1	Men	1	0	1	0	0	0	2	0	0	4	
			Women	1	0	0	0	0	0	0	0	0	1	
			Total	2	0	1	0	0	0	2	0	0	5	No
45.0601 Economics, General	5 - Bachelor's degree	2	Men	0	0	0	0	1	0	2	0	0	3	
			Women	0	0	0	1	0	0	0	1	0	2	
			Total	0	0	0	1	1	0	2	1	0	5	No
45.0701 Geography	5 - Bachelor's degree	1	Men	0	1	0	0	1	0	6	2	2	12	
			Women	1	2	0	0	0	0	1	0	0	4	
			Total	1	3	0	0	1	0	7	2	2	16	No
45.0701 Geography	7 - Master's degree	1	Men	0	0	0	0	0	0	1	0	0	1	
			Women	0	0	1	0	0	0	5	0	0	6	
			Total	0	0	1	0	0	0	6	0	0	7	No
45.0701 Geography	17 - Doctor's degree - research / scholarship	1	Men	1	0	0	0	0	0	0	0	0	1	
			Women	0	0	0	0	0	0	0	0	0	0	
			Total	1	0	0	0	0	0	0	0	0	1	No
45.0702 Geographic Information Science and Cartography	5 - Bachelor's degree	1	Men	0	1	1	0	1	0	3	0	0	6	
			Women	1	0	0	0	0	0	3	0	0	4	
			Total	1	1	1	0	1	0	6	0	0	10	No
45.1001 Political Science and Government, General	5 - Bachelor's degree	1	Men	1	0	1	2	3	0	27	2	1	37	
			Women	0	2	1	3	2	0	11	2	2	23	
			Total	1	2	2	5	5	0	38	4	3	60	No
45.1001 Political Science and Government, General	7 - Master's degree	1	Men	0	0	0	0	0	0	2	0	0	2	
			Women	1	0	0	0	0	0	0	0	0	1	
			Total	1	0	0	0	0	0	2	0	0	3	No
45.1001		1	Men	0	0	0	0	0	0	1	0	0	1	
			Women	0	0	0	0	0	0	2	0	0	2	

CIPCODE	Award Level	Major	Gender	Non Resident Alien	Hispanic / Latino	American Indian or Alaska Native	Asian	Black or African American	Native Hawaiian or Other Pacific Islander	White	Two or more Races	Race/ ethnicity unknown	Total	distance education program
Political Science and Government, General	17 - Doctor's degree - research / scholarship		Total	0	0	0	0	0	0	3	0	0	3	No
45.1001 Political Science and Government, General	5 - Bachelor's degree	2	Men	0	0	0	0	1	0	2	0	0	3	
			Women	0	0	0	0	0	0	0	1	0	1	
			Total	0	0	0	0	1	0	2	1	0	4	No
45.1101 Sociology	5 - Bachelor's degree	1	Men	1	3	8	1	4	0	25	2	0	44	
			Women	0	5	5	1	2	0	33	7	1	54	
			Total	1	8	13	2	6	0	58	9	1	98	No
45.1101 Sociology	7 - Master's degree	1	Men	0	0	0	0	0	0	1	0	0	1	
			Women	0	0	0	0	0	0	1	0	0	1	
			Total	0	0	0	0	0	0	2	0	0	2	No
45.1101 Sociology	17 - Doctor's degree - research / scholarship	1	Men	0	0	0	0	0	0	0	0	0	0	
			Women	0	0	0	0	0	0	6	0	0	6	
			Total	0	0	0	0	0	0	6	0	0	6	No
45.1101 Sociology	5 - Bachelor's degree	2	Men	0	1	0	0	0	0	0	0	0	1	
			Women	0	0	0	0	0	0	3	0	0	3	
			Total	0	1	0	0	0	0	3	0	0	4	No
49.0101 Aeronautics/Aviation/Aerospace Science and Technology, General	5 - Bachelor's degree	1	Men	0	2	2	2	0	0	16	2	0	24	
			Women	0	1	0	0	0	0	1	0	0	2	
			Total	0	3	2	2	0	0	17	2	0	26	No
50.0301 Dance, General	5 - Bachelor's degree	1	Men	0	0	0	0	2	0	0	0	0	2	
			Women	1	1	0	1	1	0	12	1	0	17	
			Total	1	1	0	1	3	0	12	1	0	19	No
50.0301 Dance, General	7 - Master's degree	1	Men	0	0	0	0	0	0	0	0	0	0	
			Women	0	0	0	0	0	0	1	0	0	1	
			Total	0	0	0	0	0	0	1	0	0	1	No
50.0401 Design and Visual Communications, General	5 - Bachelor's degree	1	Men	0	0	0	0	0	0	0	0	0	0	
			Women	0	0	0	0	0	0	0	0	0	0	
			Total	0	0	0	0	0	0	0	0	0	0	Yes
50.0408 Interior Design	5 - Bachelor's degree	1	Men	0	0	0	0	0	0	0	0	0	0	
			Women	0	0	0	0	2	0	11	2	0	15	
			Total	0	0	0	0	2	0	11	2	0	15	No
50.0501 Drama and Dramatics/Theatre Arts, General	5 - Bachelor's degree	1	Men	0	3	0	0	3	0	8	1	0	15	
			Women	1	1	0	1	1	0	13	2	1	20	
			Total	1	4	0	1	4	0	21	3	1	35	No
50.0501 Drama and Dramatics/Theatre Arts, General	7 - Master's degree	1	Men	0	0	0	0	0	0	1	0	0	1	
			Women	0	0	0	0	0	0	4	0	0	4	
			Total	0	0	0	0	0	0	5	0	0	5	No
50.0509 Musical Theatre	5 - Bachelor's degree	1	Men	0	0	1	0	1	0	4	1	0	7	
			Women	0	0	0	1	1	0	5	0	0	7	
			Total	0	0	1	1	2	0	9	1	0	14	No
50.0601 Film/Cinema/Video Studies	5 - Bachelor's degree	1	Men	0	2	0	1	1	0	10	3	0	17	
			Women	0	0	0	0	1	0	1	1	0	3	
			Total	0	2	0	1	2	0	11	4	0	20	No

CIPCODE	Award Level	Major	Gender	Non Resident Alien	Hispanic / Latino	American Indian or Alaska Native	Asian	Black or African American	Native Hawaiian or Other Pacific Islander	White	Two or more Races	Race/ ethnicity unknown	Total	distance education program
50.0601 Film/Cinema/Video Studies	5 - Bachelor's degree	2	Men	0	0	0	0	0	0	1	0	0	1	
			Women	0	0	0	0	0	0	0	0	0	0	
			Total	0	0	0	0	0	0	1	0	0	1	No
50.0702 Fine/Studio Arts, General	5 - Bachelor's degree	1	Men	0	2	1	1	0	0	12	0	2	18	
			Women	1	3	4	1	0	0	29	0	2	40	
			Total	1	5	5	2	0	0	41	0	4	58	No
50.0702 Fine/Studio Arts, General	7 - Master's degree	1	Men	0	0	0	0	0	0	0	0	0	0	
			Women	0	0	0	0	0	0	2	0	0	2	
			Total	0	0	0	0	0	0	2	0	0	2	No
50.0703 Art History, Criticism and Conservation	5 - Bachelor's degree	1	Men	0	0	0	0	0	0	0	0	0	0	
			Women	0	1	0	0	0	0	1	0	1	3	
			Total	0	1	0	0	0	0	1	0	1	3	No
50.0703 Art History, Criticism and Conservation	7 - Master's degree	1	Men	0	0	0	0	0	0	1	0	0	1	
			Women	0	0	0	0	0	0	3	0	1	4	
			Total	0	0	0	0	0	0	4	0	1	5	No
50.0703 Art History, Criticism and Conservation	17 - Doctor's degree - research / scholarship	1	Men	0	0	0	0	0	0	0	0	0	0	
			Women	0	0	0	0	0	0	1	0	0	1	
			Total	0	0	0	0	0	0	1	0	0	1	No
50.0901 Music, General	5 - Bachelor's degree	1	Men	0	0	0	0	0	0	7	0	1	8	
			Women	0	0	1	1	0	0	14	1	0	17	
			Total	0	0	1	1	0	0	21	1	1	25	No
50.0901 Music, General	7 - Master's degree	1	Men	2	2	1	0	0	0	12	0	1	18	
			Women	4	2	0	3	0	0	10	0	0	19	
			Total	6	4	1	3	0	0	22	0	1	37	No
50.0903 Music Performance, General	17 - Doctor's degree - research / scholarship	1	Men	1	0	0	0	0	0	4	0	0	5	
			Women	1	0	0	1	0	0	3	0	0	5	
			Total	2	0	0	1	0	0	7	0	0	10	No
50.0912 Music Pedagogy	5 - Bachelor's degree	1	Men	0	0	0	0	0	0	0	0	0	0	
			Women	0	0	0	0	0	0	1	0	0	1	
			Total	0	0	0	0	0	0	1	0	0	1	No
51.0702 Hospital and Health Care Facilities Administration/Management	5 - Bachelor's degree	1	Men	0	0	0	0	0	0	0	0	0	0	
			Women	0	0	0	0	0	0	0	0	0	0	
			Total	0	0	0	0	0	0	0	0	0	0	Yes
51.1504 Community Health Services/Liaison/Counseling	7 - Master's degree	1	Men	0	0	1	0	0	0	2	1	0	4	
			Women	1	2	2	0	0	0	5	2	1	13	
			Total	1	2	3	0	0	0	7	3	1	17	No
52.0201 Business Administration and Management, General	5 - Bachelor's degree	1	Men	1	1	0	0	0	0	11	0	0	13	
			Women	4	2	0	2	0	0	7	0	1	16	
			Total	5	3	0	2	0	0	18	0	1	29	No
52.0201 Business Administration and Management, General	7 - Master's degree	1	Men	2	3	1	3	0	0	48	2	2	61	
			Women	0	2	0	2	2	0	18	1	0	25	
			Total	2	5	1	5	2	0	66	3	2	86	No
52.0201 Business Administration and Management, General	17 - Doctor's degree - research / scholarship	1	Men	3	0	0	0	0	0	2	0	1	6	
			Women	2	0	0	0	0	0	2	0	0	4	
			Total	5	0	0	0	0	0	4	0	1	10	No

CIPCODE	Award Level	Major	Gender	Non Resident Alien	Hispanic / Latino	American Indian or Alaska Native	Asian	Black or African American	Native Hawaiian or Other Pacific Islander	White	Two or more Races	Race/ ethnicity unknown	Total	distance education program
52.0201 Business Administration and Management, General	5 - Bachelor's degree	2	Men	1	1	0	0	0	0	3	0	0	5	
			Women	0	0	0	0	1	0	2	1	0	4	
			Total	1	1	0	0	1	0	5	1	0	9	No
52.0301 Accounting	5 - Bachelor's degree	1	Men	6	5	2	2	3	0	64	2	3	87	
			Women	11	6	0	3	2	0	37	1	2	62	
			Total	17	11	2	5	5	0	101	3	5	149	No
52.0301 Accounting	7 - Master's degree	1	Men	1	1	1	0	0	0	19	1	1	24	
			Women	2	2	0	0	0	0	15	0	2	21	
			Total	3	3	1	0	0	0	34	1	3	45	No
52.0301 Accounting	5 - Bachelor's degree	2	Men	0	1	0	1	0	0	9	0	0	11	
			Women	1	0	0	0	0	0	5	1	0	7	
			Total	1	1	0	1	0	0	14	1	0	18	No
52.0601 Business/Managerial Economics	5 - Bachelor's degree	1	Men	3	0	0	0	0	0	5	0	0	8	
			Women	1	0	0	0	0	0	1	0	0	2	
			Total	4	0	0	0	0	0	6	0	0	10	No
52.0601 Business/Managerial Economics	5 - Bachelor's degree	2	Men	0	0	0	0	0	0	7	0	0	7	
			Women	0	0	0	0	0	0	3	0	0	3	
			Total	0	0	0	0	0	0	10	0	0	10	No
52.0701 Entrepreneurship/Entrepreneurial Studies	6 - Postbaccalaureate certificates	1	Men	0	0	0	0	0	0	2	0	0	2	
			Women	0	0	0	0	0	0	1	0	0	1	
			Total	0	0	0	0	0	0	3	0	0	3	No
52.0801 Finance, General	5 - Bachelor's degree	1	Men	13	6	1	1	0	0	48	5	2	76	
			Women	8	0	0	1	0	0	9	1	0	19	
			Total	21	6	1	2	0	0	57	6	2	95	No
52.0801 Finance, General	5 - Bachelor's degree	2	Men	0	2	0	0	0	0	34	1	3	40	
			Women	2	0	0	1	0	0	11	0	0	14	
			Total	2	2	0	1	0	0	45	1	3	54	No
52.1003 Organizational Behavior Studies	5 - Bachelor's degree	1	Men	4	14	4	2	2	0	119	4	7	156	
			Women	4	7	1	0	1	0	39	4	2	58	
			Total	8	21	5	2	3	0	158	8	9	214	No
52.1003 Organizational Behavior Studies	7 - Master's degree	1	Men	0	0	1	0	0	0	3	0	1	5	
			Women	0	0	0	0	1	0	4	1	0	6	
			Total	0	0	1	0	1	0	7	1	1	11	No
52.1003 Organizational Behavior Studies	5 - Bachelor's degree	2	Men	0	0	0	0	0	0	9	1	3	13	
			Women	1	1	0	1	0	0	2	0	0	5	
			Total	1	1	0	1	0	0	11	1	3	18	No
52.1005 Human Resources Development	6 - Postbaccalaureate certificates	1	Men	1	2	0	1	2	0	5	1	1	13	
			Women	0	2	2	0	4	0	6	0	2	16	
			Total	1	4	2	1	6	0	11	1	3	29	No
52.1099 Human Resources Management and Services, Other	5 - Bachelor's degree	1	Men	1	1	1	0	2	1	14	2	0	22	
			Women	0	10	2	3	10	0	53	4	3	85	
			Total	1	11	3	3	12	1	67	6	3	107	Yes
52.1099 Human Resources Management and Services, Other	6 - Postbaccalaureate certificates	1	Men	0	2	0	0	8	0	8	0	0	18	
			Women	1	2	2	0	12	0	17	1	3	38	
			Total	1	4	2	0	20	0	25	1	3	56	No
52.1099		1	Men	2	6	1	5	20	0	68	2	11	115	

[illegible]

Completions: total by first major

99.0000 Summary Grand Totals	Award Level	Nonresi- dent alien	Hispanic Latino	American Indian or Alaska Native	Asian	Black or African American	Native Hawaiian or Other Pacific Islander	White	Two or more Races	Race/ ethnicity unknown	Total	PY Total
Bachelor's degree	5											
Men		92	173	78	111	78	4	1273	114	85	2008	1939
Women		71	198	81	117	98	1	1330	136	58	2090	1974
Total		163	371	159	228	176	5	2603	250	143	4098	3913
Postbaccalaureate certificates	6											
Men		2	5	1	1	10	0	17	1	1	38	35
Women		1	4	5	0	17	0	32	1	6	66	87
Total		3	9	6	1	27	0	49	2	7	104	122
Master's degree	7											
Men		96	36	22	23	48	0	510	24	47	806	864
Women		58	60	49	16	99	1	509	49	66	907	829
Total		154	96	71	39	147	1	1019	73	113	1713	1693
Doctor's degree - research / scholarship	17											
Men		43	1	4	1	4	0	63	0	8	124	124
Women		22	0	1	1	4	0	50	1	15	94	86
Total		65	1	5	2	8	0	113	1	23	218	210
Doctor's degree - professional practice	18											
Men		1	4	6	0	1	0	44	0	31	87	75
Women		2	2	3	0	1	0	23	2	28	61	66
Total		3	6	9	0	2	0	67	2	59	148	141

Grand Total Men		234	219	111	136	141	4	1907	139	172	3063	3037
Grand Total Women		154	264	139	134	219	2	1944	189	173	3218	3042
Grand Total		388	483	250	270	360	6	3851	328	345	6281	6079

PY Grand Total Men		228	171	100	142	162	6	1916	90	222		3037
PY Grand Total Women		123	202	152	132	202	6	1865	113	247		3042
PY Grand Total		351	373	252	274	364	12	3781	203	469		6079

Completions: total by second major

99.0000 Summary Grand Totals	Award Level	Nonresident alien	Hispanic Latino	American Indian or Alaska Native	Asian	Black or African American	Native Hawaiian or Other Pacific Islander	White	Two or more Races	Race/ethnicity unknown	Total	PY Total
Bachelor's degree	5											
Men		4	6	1	2	3	0	79	4	8	107	88
Women		8	5	2	3	1	0	50	5	0	74	62
Total		12	11	3	5	4	0	129	9	8	181	150

Grand Total Men		4	6	1	2	3	0	79	4	8	107	88
Grand Total Women		8	5	2	3	1	0	50	5	0	74	62
Grand Total		12	11	3	5	4	0	129	9	8	181	150

PY Grand Total Men		6	6	2	3	2	0	59	1	9		88
PY Grand Total Women		6	3	3	1	5	0	35	0	9		62
PY Grand Total		12	9	5	4	7	0	94	1	18		150

All Completers

Institutions must report the following information. (Some data will be pre-populated from the completions by CIP code data.)

All Completers

Number of students by gender and race and ethnicity earning an award between July 1, 2014 and June 30, 2015. Count each student only once, regardless of how many awards he/she earned. The intent of this screen is to collect an unduplicated count of total numbers of *completers*.

- Report Hispanic/Latino individuals of any race as Hispanic/Latino
- Report race for non-Hispanic/Latino individuals only

	Men		Women		Total Students
	Number of Students	Total Awards	Number of Students	Total Awards	
<u>Nonresident alien</u>	233	234	153	154	386
<u>Hispanic/Latino</u>	213	219	249	264	462
<u>American Indian or Alaska Native</u>	108	111	135	139	243
<u>Asian</u>	132	136	130	134	262
<u>Black or African American</u>	134	141	209	219	343
<u>Native Hawaiian or Other Pacific Islander</u>	4	4	2	2	6
<u>White</u>	1,850	1,907	1,872	1,944	3,722
<u>Two or more races</u>	134	139	182	189	316
<u>Race and ethnicity unknown</u>	169	172	162	173	331
TOTAL	2,977	3,063	3,094	3,218	6,071
PY TOTAL	2,923		2,910		5,833

Completers by Level

Institutions must report the following information. This screen will be shown for each of the following award categories for which completions have been reported:

- Less than 1-year certificates
- At least 1 but less than 4-year certificates
- Associate's degrees
- Bachelor's degrees
- Master's degrees
- Doctor's degrees
- Postbaccalaureate and post-master's certificates

Bachelor's degrees


Number of students by gender, by race and ethnicity, and by age earning this award between July 1, 2014 and June 30, 2015. Each student should be counted once per award level. For example, if a student earned a master's degree and a doctor's degree, he/she should be counted once in master's and once in doctor's. A student earning two master's degrees should be counted only once.

- Report Hispanic/Latino individuals of any race as Hispanic/Latino
- Report race for non-Hispanic/Latino individuals only

	Number of Students	Total Awards
By Gender		
Men	1,975	2,008
Women	2,047	2,090
TOTAL	4,022	4,098
PY TOTAL	3,815	

By Race/Ethnicity

<u>Nonresident alien</u>	163	163
<u>Hispanic/Latino</u>	361	371
<u>American Indian or Alaska Native</u>	157	159
<u>Asian</u>	223	228
<u>Black or African American</u>	176	176
<u>Native Hawaiian or Other Pacific Islander</u>	5	5

<u>White</u>	<input type="text" value="2,556"/>	2,603
Two or more races	<input type="text" value="242"/>	250
<u>Race and ethnicity unknown</u>	<input type="text" value="139"/>	143
TOTAL	4,022	4,098
 By Age		
Under 18	<input type="text" value="0"/>	
18-24	<input type="text" value="3,068"/>	
25-39	<input type="text" value="825"/>	
40 and Above	<input type="text" value="129"/>	
Age Unknown	<input type="text" value="0"/>	
TOTAL	4,022	4,098

Completers by Level

Institutions must report the following information. This screen will be shown for each of the following award categories for which completions have been reported:

- Less than 1-year certificates
- At least 1 but less than 4-year certificates
- Associate's degrees
- Bachelor's degrees
- Master's degrees
- Doctor's degrees
- Postbaccalaureate and post-master's certificates

Master's degrees

Number of students by gender, by race and ethnicity, and by age earning this award between July 1, 2014 and June 30, 2015. Each student should be counted once per award level. For example, if a student earned a master's degree and a doctor's degree, he/she should be counted once in master's and once in doctor's. A student earning two master's degrees should be counted only once.

- Report Hispanic/Latino individuals of any race as Hispanic/Latino
- Report race for non-Hispanic/Latino individuals only


	Number of Students	Total Awards
By Gender		
Men	793	806
Women	895	907
TOTAL	1,688	1,713
PY TOTAL	1,672	

By Race/Ethnicity

Nonresident alien	153	154
Hispanic/Latino	93	96
American Indian or Alaska Native	71	71
Asian	38	39
Black or African American	145	147
Native Hawaiian or Other Pacific Islander	1	1

<u>White</u>	<input type="text" value="1,003"/>	1,019
Two or more races	<input type="text" value="72"/>	73
<u>Race and ethnicity unknown</u>	<input type="text" value="112"/>	113
TOTAL	1,688	1,713

--

 By Age		
Under 18	<input type="text" value="0"/>	
18-24	<input type="text" value="240"/>	
25-39	<input type="text" value="1,156"/>	
40 and Above	<input type="text" value="292"/>	
Age Unknown	<input type="text" value="0"/>	
TOTAL	1,688	1,713

Completers by Level

Institutions must report the following information. This screen will be shown for each of the following award categories for which completions have been reported:

- Less than 1-year certificates
- At least 1 but less than 4-year certificates
- Associate's degrees
- Bachelor's degrees
- Master's degrees
- Doctor's degrees
- Postbaccalaureate and post-master's certificates

Doctor's degrees

Number of students by gender, by race and ethnicity, and by age earning this award between July 1, 2014 and June 30, 2015. Each student should be counted once per award level. For example, if a student earned a master's degree and a doctor's degree, he/she should be counted once in master's and once in doctor's. A student earning two master's degrees should be counted only once.

- Report Hispanic/Latino individuals of any race as Hispanic/Latino
- Report race for non-Hispanic/Latino individuals only


	Number of Students	Total Awards
By Gender		
Men	<input type="text" value="211"/>	211
Women	<input type="text" value="155"/>	155
TOTAL	366	366
PY TOTAL	351	

By Race/Ethnicity

<u>Nonresident alien</u>	<input type="text" value="68"/>	68
<u>Hispanic/Latino</u>	<input type="text" value="7"/>	7
<u>American Indian or Alaska Native</u>	<input type="text" value="14"/>	14
<u>Asian</u>	<input type="text" value="2"/>	2
<u>Black or African American</u>	<input type="text" value="10"/>	10
<u>Native Hawaiian or Other Pacific Islander</u>	<input type="text" value="0"/>	0

<u>White</u>	<input type="text" value="180"/>	180
Two or more races	<input type="text" value="3"/>	3
<u>Race and ethnicity unknown</u>	<input type="text" value="82"/>	82
TOTAL	366	366

--

 By Age		
Under 18	<input type="text" value="0"/>	
18-24	<input type="text" value="13"/>	
25-39	<input type="text" value="316"/>	
40 and Above	<input type="text" value="37"/>	
Age Unknown	<input type="text" value="0"/>	
TOTAL	366	366

Completers by Level

Institutions must report the following information. This screen will be shown for each of the following award categories for which completions have been reported:

- Less than 1-year certificates
- At least 1 but less than 4-year certificates
- Associate's degrees
- Bachelor's degrees
- Master's degrees
- Doctor's degrees
- Postbaccalaureate and post-master's certificates

Postbaccalaureate and post-master's certificates


Number of students by gender, by race and ethnicity, and by age earning this award between July 1, 2014 and June 30, 2015. Each student should be counted once per award level. For example, if a student earned a master's degree and a doctor's degree, he/she should be counted once in master's and once in doctor's. A student earning two master's degrees should be counted only once.

- Report Hispanic/Latino individuals of any race as Hispanic/Latino
- Report race for non-Hispanic/Latino individuals only

	Number of Students	Total Awards
By Gender		
Men	38	38
Women	62	66
TOTAL	100	104
PY TOTAL	119	
By Race/Ethnicity		
Nonresident alien	3	3
Hispanic/Latino	9	9
American Indian or Alaska Native	5	6
Asian	1	1
Black or African American	27	27
Native Hawaiian or Other Pacific Islander	0	0

<u>White</u>	<input type="text" value="47"/>	49
Two or more races	<input type="text" value="2"/>	2
<u>Race and ethnicity unknown</u>	<input type="text" value="6"/>	7
TOTAL	100	104

--

 By Age		
Under 18	<input type="text" value="0"/>	
18-24	<input type="text" value="6"/>	
25-39	<input type="text" value="51"/>	
40 and Above	<input type="text" value="43"/>	
Age Unknown	<input type="text" value="0"/>	
TOTAL	100	104

Summary

IPEDS collects important information regarding your institution. All data reported in IPEDS survey components become available in the IPEDS Data Center and appear as aggregated data in various Department of Education reports. Additionally, some of the reported data appears specifically for your institution through the College Navigator website and is included in your institution's Data Feedback Report (DFR). The purpose of this summary is to provide you an opportunity to view some of the data that, when accepted through the IPEDS quality control process, will appear on the College Navigator website and/or your DFR. College Navigator is updated approximately three months after the data collection period closes and Data Feedback Reports will be available through the [Data Center](#) and sent to your institution's CEO in November 2016.

Please review your data for accuracy. If you have questions about the data displayed below after reviewing the data reported on the survey screens, please contact the IPEDS Help Desk at: 1-877-225-2568 or ipedshelp@rti.org.

Summary of Completions Data

Award Level	Number of Completions	
	1 st major	2 nd major
<u>Bachelors degree or equivalent</u>	4,098	181
<u>Postbaccalaureate certificate</u>	104	0
<u>Master's degree</u>	1,713	0
<u>Doctor's degree - research/scholarship</u>	218	0
<u>Doctor's degree - professional practice</u>	148	0
Total number of degrees and certificates	6,281	

Summary of Completers Data

	Number of Students		
	Men	Women	Total
All Completers	2,977	3,094	6,071

Completions

University of Oklahoma-Norman Campus (207500)

Source	Description	Severity	Resolved	Options
Global Edits				
Perform Edits	Current year completions (173) are outside the expected range when compared to completions reported in the prior year (97) for: Men, 2-digit field (24), award level (5). Please correct your data or explain. (Error #10504)	Explanation	Yes	
Reason:	One of the majors included in field (24), award level (5) experienced larger-than-average growth.			