

Institution: University of Oklahoma-Norman Campus (207500) User ID: P2075001

Completions Overview

Welcome to the IPEDS Completions survey component. The Completions component is one of several IPEDS components that is conducted during the Fall data collection period. It collects the number of degrees and certificates awarded by field of study, level of award, race/ethnicity, and gender. The reporting period for the Completions component is during the 12-month time period beginning July 1 of the previous calendar year and ending June 30 of the current calendar year; therefore, for this year's Completions component, the reporting period is between July 1, 2015 and June 30, 2016. The Completions component is also collecting the number of students (e.g., completers) who earned awards between July 1, 2015 and June 30, 2016.

Completions Common Errors

Some common completions component errors include the following:

- Including award levels on your current year Completions that were not reported on your previous year's (PY) Institutional Characteristics (IC). [Award levels in the PY IC component cannot be changed; therefore, contact the IPEDS Help Desk at 1-877-225-2568 if you need assistance.]
- Forgetting to select CIP codes for new programs of study that are offered by the institution, but do not have completions for the reporting period.
- Forgetting to enter in zero in at least one of the cells for CIP codes that do not have completions.

Recent Changes

- The following question on **distance education** has been added to the bottom of each individual "CIP Data" screen:
"Is this program offered as a distance education program?"
- The following two screens, which collect data specifically on students were added to this component, beginning in the 2013-14 survey year:
 - **"All Completers"** - Collects the number of students who earned an award between July 1, 2015 and June 30, 2016 by gender and race/ethnicity. (The intent of this screen is to collect an **unduplicated count** of total numbers of completers.)
 - **"Completers by Level"** - Collects the number of students who earned an award between July 1, 2015 and June 30, 2016 by award level and 1) by gender; 2) by race/ethnicity; and 3) by age.
- The definition for Post-baccalaureate Certificate has changed slightly for the 2016-17 collection. The new definition is as follows: **An award that requires completion of an organized program of study beyond the bachelor's. It is designed for persons who have completed a baccalaureate degree, but does not meet the requirements of a master's degree.**

NOTE: Even though Teacher Preparation certificate programs may require a bachelor's degree for admission, they are considered sub-baccalaureate undergraduate programs, and students in these programs are undergraduate students.

General Information

CIP Codes:

The [CIP 2010 Website](#) includes a list of new CIP codes, a list of deleted CIP codes, a list of moved CIP Codes, and an online crosswalk of the 2000 CIP and 2010 CIP.

The Resources Page of the CIP 2010 website contains many valuable resources including:

- CIP 2010 Manual and copies of previous editions of the CIP Manual
- Crosswalk between the 2000 CIP codes and the 2010 CIP codes in Excel format

Keep in mind that some information provided by institutions on the Completions component appear in the [College Navigator](#), which is a major tool used by consumers searching for information about postsecondary education. It is therefore vitally important that you include accurate information about your institution.

Survey materials can be downloaded using the following link: [Survey Materials](#).

The prior year revision system can be accessed using the following link: [Prior Year Revision System](#)

Completions CIP Data

CIPCODE	Award Level	Major	Gender	Non Resident Alien	Hispanic / Latino	American Indian or Alaska Native	Asian	Black or African American	Native Hawaiian or Other Pacific Islander	White	Two or more Races	Race/ ethnicity unknown	Total	distance education program
03.0103 Environmental Studies	5 - Bachelor's degree	1	Men	0	2	1	1	1	0	12	1	0	18	
			Women	1	0	2	1	1	0	7	4	2	18	
			Total	1	2	3	2	2	0	19	5	2	36	No
03.0103 Environmental Studies	7 - Master's degree	1	Men	0	0	0	0	0	0	1	0	0	1	
			Women	0	0	0	0	0	0	0	0	0	0	
			Total	0	0	0	0	0	0	1	0	0	1	No
03.0104 Environmental Science	5 - Bachelor's degree	1	Men	0	0	0	0	0	0	1	0	0	1	
			Women	0	1	0	0	0	0	0	0	0	1	
			Total	0	1	0	0	0	0	1	0	0	2	No
03.0104 Environmental Science	7 - Master's degree	1	Men	0	0	0	0	0	0	0	0	0	0	
			Women	0	0	0	0	0	0	1	0	0	1	
			Total	0	0	0	0	0	0	1	0	0	1	No
03.0104 Environmental Science	17 - Doctor's degree - research / scholarship	1	Men	0	0	0	0	0	0	0	0	0	0	
			Women	1	0	0	0	0	0	1	0	0	2	
			Total	1	0	0	0	0	0	1	0	0	2	No
04.0201 Architecture	5 - Bachelor's degree	1	Men	2	3	1	0	1	0	12	0	2	21	
			Women	1	1	0	1	0	0	12	1	0	16	
			Total	3	4	1	1	1	0	24	1	2	37	No
04.0201 Architecture	7 - Master's degree	1	Men	1	1	0	0	0	0	3	1	0	6	
			Women	1	0	0	0	0	0	2	0	1	4	
			Total	2	1	0	0	0	0	5	1	1	10	No
04.0201 Architecture	17 - Doctor's degree - research / scholarship	1	Men	0	0	0	0	0	0	0	0	0	0	
			Women	0	0	0	0	0	0	0	0	0	0	
			Total	0	0	0	0	0	0	0	0	0	0	No
04.0301 City/Urban, Community and Regional Planning	7 - Master's degree	1	Men	1	0	0	0	1	0	6	0	2	10	
			Women	1	2	0	0	0	0	1	3	0	7	
			Total	2	2	0	0	1	0	7	3	2	17	No
04.0401 Environmental Design/Architecture	5 - Bachelor's degree	1	Men	0	0	0	0	0	0	1	0	0	1	
			Women	0	0	0	0	0	0	0	0	0	0	
			Total	0	0	0	0	0	0	1	0	0	1	No
04.0501 Interior Architecture	6 - Postbaccalaureate certificates	1	Men	0	0	0	0	0	0	0	0	0	0	
			Women	0	0	0	0	0	0	0	0	0	0	
			Total	0	0	0	0	0	0	0	0	0	0	No
04.0501 Interior Architecture	7 - Master's degree	1	Men	0	0	0	0	0	0	0	0	0	0	
			Women	1	0	0	0	0	0	0	0	0	1	
			Total	1	0	0	0	0	0	0	0	0	1	No
04.0601 Landscape Architecture	7 - Master's degree	1	Men	0	0	0	0	0	0	1	0	0	1	
			Women	1	0	0	0	0	0	0	0	0	1	
			Total	1	0	0	0	0	0	1	0	0	2	No
05.0199 Area Studies, Other	5 - Bachelor's degree	1	Men	0	0	0	0	0	0	0	0	0	0	
			Women	0	0	0	0	0	0	2	2	0	4	
			Total	0	0	0	0	0	0	2	2	0	4	Yes
05.0201 African-American/Black Studies	5 - Bachelor's degree	1	Men	0	0	0	0	1	0	1	0	0	2	
			Women	0	0	0	0	3	0	0	0	1	4	

CIPCODE	Award Level	Major	Gender	Non Resident Alien	Hispanic / Latino	American Indian or Alaska Native	Asian	Black or African American	Native Hawaiian or Other Pacific Islander	White	Two or more Races	Race/ ethnicity unknown	Total	distance education program
05.0201 African-American/Black Studies	5 - Bachelor's degree	2	Total	0	0	0	0	4	0	1	0	1	6	No
			Men	0	0	0	0	1	0	1	0	0	2	
			Women	0	0	0	0	1	0	0	0	0	1	
			Total	0	0	0	0	2	0	1	0	0	3	No
05.0202 American Indian/Native American Studies	5 - Bachelor's degree	1	Men	0	0	3	0	0	0	0	0	0	3	
			Women	0	0	1	0	0	0	0	0	0	1	
			Total	0	0	4	0	0	0	0	0	0	4	No
05.0202 American Indian/Native American Studies	7 - Master's degree	1	Men	0	0	0	0	0	0	0	0	0	0	
			Women	0	1	0	0	0	0	0	2	0	3	
			Total	0	1	0	0	0	0	0	2	0	3	No
05.0207 Women's Studies	5 - Bachelor's degree	1	Men	0	0	0	0	0	0	2	0	0	2	
			Women	0	2	1	0	0	0	6	1	0	10	
			Total	0	2	1	0	0	0	8	1	0	12	No
05.0207 Women's Studies	6 - Postbaccalaureate certificates	1	Men	0	0	0	0	0	0	2	0	0	2	
			Women	0	1	0	0	1	0	3	0	0	5	
			Total	0	1	0	0	1	0	5	0	0	7	No
05.0207 Women's Studies	5 - Bachelor's degree	2	Men	0	0	0	0	0	0	0	0	0	0	
			Women	0	2	0	0	0	0	4	0	0	6	
			Total	0	2	0	0	0	0	4	0	0	6	No
09.0101 Speech Communication and Rhetoric	5 - Bachelor's degree	1	Men	0	3	3	2	1	0	24	4	1	38	
			Women	2	8	2	4	5	0	53	4	0	78	
			Total	2	11	5	6	6	0	77	8	1	116	No
09.0101 Speech Communication and Rhetoric	7 - Master's degree	1	Men	0	1	0	0	2	0	5	1	0	9	
			Women	0	1	1	0	1	0	1	1	0	5	
			Total	0	2	1	0	3	0	6	2	0	14	No
09.0101 Speech Communication and Rhetoric	17 - Doctor's degree - research / scholarship	1	Men	0	0	0	0	1	0	3	0	0	4	
			Women	0	0	0	0	0	0	3	0	1	4	
			Total	0	0	0	0	1	0	6	0	1	8	No
09.0101 Speech Communication and Rhetoric	5 - Bachelor's degree	2	Men	0	0	0	0	0	0	1	0	0	1	
			Women	0	0	0	0	0	0	0	0	0	0	
			Total	0	0	0	0	0	0	1	0	0	1	No
09.0102 Mass Communication/Media Studies	17 - Doctor's degree - research / scholarship	1	Men	1	0	0	0	0	0	0	0	0	1	
			Women	0	0	0	0	0	0	1	0	0	1	
			Total	1	0	0	0	0	0	1	0	0	2	No
09.0401 Journalism	5 - Bachelor's degree	1	Men	0	3	3	1	3	0	27	0	2	39	
			Women	0	9	5	2	11	0	83	9	1	120	
			Total	0	12	8	3	14	0	110	9	3	159	No
09.0401 Journalism	6 - Postbaccalaureate certificates	1	Men	0	0	0	0	0	0	0	0	0	0	
			Women	0	0	0	0	0	0	0	0	0	0	
			Total	0	0	0	0	0	0	0	0	0	0	Yes
09.0401 Journalism	7 - Master's degree	1	Men	1	0	1	0	1	0	3	0	0	6	
			Women	0	0	0	0	0	0	1	0	1	2	
			Total	1	0	1	0	1	0	4	0	1	8	No
09.0402 Broadcast Journalism	5 - Bachelor's degree	1	Men	0	3	1	1	0	0	15	3	1	24	
			Women	0	3	2	0	1	0	10	1	0	17	
			Total	0	6	3	1	1	0	25	4	1	41	No

CIPCODE	Award Level	Major	Gender	Non Resident Alien	Hispanic / Latino	American Indian or Alaska Native	Asian	Black or African American	Native Hawaiian or Other Pacific Islander	White	Two or more Races	Race/ ethnicity unknown	Total	distance education program
09.0903 Advertising	5 - Bachelor's degree	1	Men	2	0	3	1	1	0	11	1	1	20	No
			Women	2	3	2	1	0	0	37	4	0	49	
			Total	4	3	5	2	1	0	48	5	1	69	
11.0401 Information Science/Studies	5 - Bachelor's degree	1	Men	0	1	1	1	0	0	4	0	0	7	Yes
			Women	0	0	0	0	0	0	0	0	0	0	
			Total	0	1	1	1	0	0	4	0	0	7	
11.0701 Computer Science	5 - Bachelor's degree	1	Men	1	5	2	2	0	0	22	1	1	34	No
			Women	2	0	1	0	0	0	9	1	0	13	
			Total	3	5	3	2	0	0	31	2	1	47	
11.0701 Computer Science	7 - Master's degree	1	Men	21	1	0	2	0	0	5	0	1	30	No
			Women	6	0	0	0	0	0	1	0	0	7	
			Total	27	1	0	2	0	0	6	0	1	37	
11.0701 Computer Science	17 - Doctor's degree - research / scholarship	1	Men	2	0	0	0	0	0	1	0	0	3	No
			Women	1	0	0	0	0	0	0	0	0	1	
			Total	3	0	0	0	0	0	1	0	0	4	
11.1099 Computer/Information Technology Services Administration and Management, Other	7 - Master's degree	1	Men	2	0	0	0	0	0	5	1	0	8	No
			Women	4	0	0	0	0	0	1	0	0	5	
			Total	6	0	0	0	0	0	6	1	0	13	
13.0101 Education, General	6 - Postbaccalaureate certificates	1	Men	0	0	0	0	0	0	0	0	0	0	No
			Women	0	0	0	0	1	0	0	0	0	1	
			Total	0	0	0	0	1	0	0	0	0	1	
13.0202 Multicultural Education	6 - Postbaccalaureate certificates	1	Men	0	0	0	0	0	0	0	0	0	0	No
			Women	0	0	0	0	0	0	3	0	0	3	
			Total	0	0	0	0	0	0	3	0	0	3	
13.0401 Educational Leadership and Administration, General	7 - Master's degree	1	Men	0	0	1	0	3	0	7	0	4	15	No
			Women	1	0	3	1	0	0	19	1	8	33	
			Total	1	0	4	1	3	0	26	1	12	48	
13.0401 Educational Leadership and Administration, General	17 - Doctor's degree - research / scholarship	1	Men	0	0	2	0	0	0	1	0	0	3	No
			Women	0	0	0	0	0	0	5	0	1	6	
			Total	0	0	2	0	0	0	6	0	1	9	
13.0501 Educational/Instructional Technology	7 - Master's degree	1	Men	0	0	0	0	0	0	3	1	0	4	Yes
			Women	1	1	0	0	1	0	4	0	0	7	
			Total	1	1	0	0	1	0	7	1	0	11	
13.0601 Educational Evaluation and Research	6 - Postbaccalaureate certificates	1	Men	0	0	0	0	0	0	0	0	0	0	Yes
			Women	0	0	0	0	0	0	0	0	0	0	
			Total	0	0	0	0	0	0	0	0	0	0	
13.0901 Social and Philosophical Foundations of Education	7 - Master's degree	1	Men	0	0	0	0	0	0	0	0	0	0	No
			Women	0	1	0	0	0	0	0	0	0	1	
			Total	0	1	0	0	0	0	0	0	0	1	
13.0901 Social and Philosophical Foundations of Education	17 - Doctor's degree - research / scholarship	1	Men	0	0	0	0	0	0	1	0	0	1	No
			Women	0	0	0	0	0	0	3	0	0	3	
			Total	0	0	0	0	0	0	4	0	0	4	
13.1001	5 - Bachelor's degree	1	Men	0	0	0	0	0	0	0	0	0	0	
			Women	0	0	0	0	0	0	5	1	0	6	

CIPCODE	Award Level	Major	Gender	Non Resident Alien	Hispanic / Latino	American Indian or Alaska Native	Asian	Black or African American	Native Hawaiian or Other Pacific Islander	White	Two or more Races	Race/ ethnicity unknown	Total	distance education program
13.1312	17 - Doctor's degree - research / scholarship	1	Total	0	0	0	0	0	0	3	0	0	3	No
Music Teacher Education			Men	0	0	0	0	0	0	1	0	0	1	
			Women	0	0	0	1	0	0	0	0	0	1	
			Total	0	0	0	1	0	0	1	0	0	2	No
13.1316	5 - Bachelor's degree	1	Men	0	0	1	0	0	0	1	0	0	2	
Science Teacher Education/General Science Teacher Education			Women	0	0	0	0	0	0	1	1	0	2	
			Total	0	0	1	0	0	0	2	1	0	4	No
13.1318	5 - Bachelor's degree	1	Men	0	1	0	0	0	0	6	1	0	8	
Social Studies Teacher Education			Women	0	0	0	0	1	0	8	0	0	9	
			Total	0	1	0	0	1	0	14	1	0	17	No
14.0101	5 - Bachelor's degree	1	Men	0	0	0	0	0	0	0	0	0	0	
Engineering, General			Women	0	0	0	0	0	0	0	0	0	0	
			Total	0	0	0	0	0	0	0	0	0	0	No
14.0101	7 - Master's degree	1	Men	1	0	0	0	0	0	1	0	0	2	
Engineering, General			Women	0	0	0	0	0	0	0	0	0	0	
			Total	1	0	0	0	0	0	1	0	0	2	No
14.0101	17 - Doctor's degree - research / scholarship	1	Men	0	0	0	0	0	0	0	0	0	0	
Engineering, General			Women	0	0	0	0	0	0	0	0	0	0	
			Total	0	0	0	0	0	0	0	0	0	0	No
14.0201	5 - Bachelor's degree	1	Men	4	3	0	1	1	0	17	0	0	26	
Aerospace, Aeronautical and Astronautical/Space Engineering			Women	0	0	0	0	0	0	3	0	0	3	
			Total	4	3	0	1	1	0	20	0	0	29	No
14.0201	7 - Master's degree	1	Men	0	0	0	0	0	0	0	0	0	0	
Aerospace, Aeronautical and Astronautical/Space Engineering			Women	0	0	0	0	0	0	0	0	0	0	
			Total	0	0	0	0	0	0	0	0	0	0	No
14.0201	17 - Doctor's degree - research / scholarship	1	Men	0	0	0	0	0	0	0	0	0	0	
Aerospace, Aeronautical and Astronautical/Space Engineering			Women	0	0	0	0	0	0	0	0	0	0	
			Total	0	0	0	0	0	0	0	0	0	0	No
14.0401	5 - Bachelor's degree	1	Men	3	0	0	0	0	0	2	0	0	5	
Architectural Engineering			Women	1	0	0	0	0	0	4	1	0	6	
			Total	4	0	0	0	0	0	6	1	0	11	No
14.0501	5 - Bachelor's degree	1	Men	0	0	0	0	0	0	0	0	0	0	
Bioengineering and Biomedical Engineering			Women	0	0	0	0	0	0	0	0	0	0	
			Total	0	0	0	0	0	0	0	0	0	0	No
14.0501	7 - Master's degree	1	Men	0	0	0	0	0	0	0	0	0	0	
Bioengineering and Biomedical Engineering			Women	1	0	0	0	0	0	0	0	0	1	
			Total	1	0	0	0	0	0	0	0	0	1	No
14.0501	17 - Doctor's degree - research / scholarship	1	Men	0	0	0	0	0	0	0	0	0	0	
Bioengineering and Biomedical Engineering			Women	0	0	0	0	0	0	0	0	0	0	
			Total	0	0	0	0	0	0	0	0	0	0	No
14.0701	5 - Bachelor's degree	1	Men	5	8	4	3	1	1	27	6	1	56	
Chemical Engineering			Women	3	5	1	3	3	0	13	6	2	36	
			Total	8	13	5	6	4	1	40	12	3	92	No
14.0701	7 - Master's degree	1	Men	2	0	1	0	0	0	3	0	0	6	
Chemical Engineering			Women	3	0	0	0	0	0	1	0	0	4	

[illegible]

CIPCODE	Award Level	Major	Gender	Non Resident Alien	Hispanic / Latino	American Indian or Alaska Native	Asian	Black or African American	Native Hawaiian or Other Pacific Islander	White	Two or more Races	Race/ ethnicity unknown	Total	distance education program
Japanese Language and Literature	5 - Bachelor's degree		Women	0	0	0	0	0	0	0	0	0	0	
			Total	0	0	0	0	0	0	0	0	0	0	No
16.0402 Russian Language and Literature	5 - Bachelor's degree	1	Men	0	0	0	0	0	0	2	0	0	2	
			Women	0	0	0	0	1	0	1	0	0	2	
			Total	0	0	0	0	1	0	3	0	0	4	No
16.0402 Russian Language and Literature	5 - Bachelor's degree	2	Men	0	0	0	0	0	0	1	0	0	1	
			Women	0	0	0	0	0	0	3	0	0	3	
			Total	0	0	0	0	0	0	4	0	0	4	No
16.0500 Germanic Languages, Literatures, and Linguistics, General	5 - Bachelor's degree	1	Men	0	0	0	0	0	0	2	0	0	2	
			Women	0	0	0	0	0	0	1	1	0	2	
			Total	0	0	0	0	0	0	3	1	0	4	No
16.0500 Germanic Languages, Literatures, and Linguistics, General	7 - Master's degree	1	Men	0	0	0	0	0	0	0	0	1	1	
			Women	0	0	0	0	0	0	0	0	0	0	
			Total	0	0	0	0	0	0	0	0	1	1	No
16.0500 Germanic Languages, Literatures, and Linguistics, General	5 - Bachelor's degree	2	Men	0	0	0	0	0	0	1	0	0	1	
			Women	0	0	0	0	0	0	1	0	0	1	
			Total	0	0	0	0	0	0	2	0	0	2	No
16.0901 French Language and Literature	5 - Bachelor's degree	1	Men	0	0	0	0	0	0	3	1	0	4	
			Women	0	0	0	0	0	0	7	0	0	7	
			Total	0	0	0	0	0	0	10	1	0	11	No
16.0901 French Language and Literature	7 - Master's degree	1	Men	0	0	0	0	0	0	0	1	0	1	
			Women	0	0	0	0	0	0	0	0	0	0	
			Total	0	0	0	0	0	0	0	1	0	1	No
16.0901 French Language and Literature	17 - Doctor's degree - research / scholarship	1	Men	0	0	0	0	0	0	0	0	0	0	
			Women	0	0	0	0	0	0	0	0	0	0	
			Total	0	0	0	0	0	0	0	0	0	0	No
16.0901 French Language and Literature	5 - Bachelor's degree	2	Men	0	0	0	0	0	0	1	0	0	1	
			Women	0	0	0	0	0	0	2	0	0	2	
			Total	0	0	0	0	0	0	3	0	0	3	No
16.0902 Italian Language and Literature	5 - Bachelor's degree	1	Men	0	0	0	0	0	0	0	0	0	0	
			Women	0	1	0	0	0	0	0	0	0	1	
			Total	0	1	0	0	0	0	0	0	0	1	No
16.0905 Spanish Language and Literature	5 - Bachelor's degree	1	Men	0	2	1	0	0	0	1	0	0	4	
			Women	0	5	1	0	0	0	6	1	0	13	
			Total	0	7	2	0	0	0	7	1	0	17	No
16.0905 Spanish Language and Literature	7 - Master's degree	1	Men	0	0	0	0	0	0	0	0	0	0	
			Women	2	1	0	0	0	0	0	0	0	3	
			Total	2	1	0	0	0	0	0	0	0	3	No
16.0905 Spanish Language and Literature	17 - Doctor's degree - research / scholarship	1	Men	1	0	0	0	0	0	0	0	0	1	
			Women	0	0	0	0	0	0	0	0	1	1	
			Total	1	0	0	0	0	0	0	0	1	2	No
16.1101 Arabic Language and Literature	5 - Bachelor's degree	1	Men	0	0	0	0	0	0	3	0	0	3	
			Women	0	1	0	0	0	0	4	0	0	5	
			Total	0	1	0	0	0	0	7	0	0	8	No

CIPCODE	Award Level	Major	Gender	Non Resident Alien	Hispanic / Latino	American Indian or Alaska Native	Asian	Black or African American	Native Hawaiian or Other Pacific Islander	White	Two or more Races	Race/ ethnicity unknown	Total	distance education program
16.1101 Arabic Language and Literature	5 - Bachelor's degree	2	Men	0	0	0	0	0	0	1	0	0	1	
			Women	1	0	0	0	0	0	0	0	0	1	
			Total	1	0	0	0	0	0	1	0	0	2	No
16.1200 Classics and Classical Languages, Literatures, and Linguistics, General	5 - Bachelor's degree	1	Men	0	0	0	0	0	0	1	0	0	1	
			Women	0	0	0	1	0	0	3	1	1	6	
			Total	0	0	0	1	0	0	4	1	1	7	No
22.0101 Law	18 - Doctor's degree - professional practice	1	Men	0	5	5	1	1	0	35	3	29	79	
			Women	0	6	3	1	1	0	28	0	28	67	
			Total	0	11	8	2	2	0	63	3	57	146	No
22.0201 Advanced Legal Research/Studies, General	6 - Postbaccalaureate certificates	1	Men	0	0	0	0	0	0	0	0	0	0	
			Women	0	0	0	0	0	0	0	0	0	0	
			Total	0	0	0	0	0	0	0	0	0	0	No
22.0201 Advanced Legal Research/Studies, General	7 - Master's degree	1	Men	3	0	0	0	1	0	2	0	1	7	
			Women	3	0	0	0	0	0	0	0	0	3	
			Total	6	0	0	0	1	0	2	0	1	10	No
22.0205 Banking, Corporate, Finance, and Securities Law	6 - Postbaccalaureate certificates	1	Men	0	0	0	0	0	0	0	0	0	0	
			Women	0	0	0	0	0	0	0	0	0	0	
			Total	0	0	0	0	0	0	0	0	0	0	No
22.0207 Energy, Environment, and Natural Resources Law	6 - Postbaccalaureate certificates	1	Men	0	0	0	0	0	0	0	0	0	0	
			Women	0	0	0	0	0	0	0	0	0	0	
			Total	0	0	0	0	0	0	0	0	0	0	No
22.0207 Energy, Environment, and Natural Resources Law	7 - Master's degree	1	Men	0	1	0	0	0	0	0	0	1	2	
			Women	0	0	2	0	0	0	0	0	2	4	
			Total	0	1	2	0	0	0	0	0	3	6	Yes
22.0299 Legal Research and Advanced Professional Studies, Other	6 - Postbaccalaureate certificates	1	Men	0	0	0	0	0	0	0	0	0	0	
			Women	0	0	0	0	0	0	0	0	0	0	
			Total	0	0	0	0	0	0	0	0	0	0	No
23.0101 English Language and Literature, General	5 - Bachelor's degree	1	Men	0	1	1	0	0	0	5	1	3	11	
			Women	0	2	0	1	1	0	19	5	1	29	
			Total	0	3	1	1	1	0	24	6	4	40	No
23.0101 English Language and Literature, General	7 - Master's degree	1	Men	0	0	0	0	0	0	1	0	0	1	
			Women	0	0	1	0	0	0	4	0	2	7	
			Total	0	0	1	0	0	0	5	0	2	8	No
23.0101 English Language and Literature, General	17 - Doctor's degree - research / scholarship	1	Men	0	0	0	0	0	0	2	0	0	2	
			Women	0	0	1	0	0	0	4	0	0	5	
			Total	0	0	1	0	0	0	6	0	0	7	No
23.0101 English Language and Literature, General	5 - Bachelor's degree	2	Men	0	1	0	0	0	0	0	0	0	1	
			Women	0	0	0	0	0	0	2	0	0	2	
			Total	0	1	0	0	0	0	2	0	0	3	No
23.1302 Creative Writing	7 - Master's degree	1	Men	0	0	0	0	0	0	0	1	0	1	
			Women	0	0	0	0	0	0	5	0	0	5	
			Total	0	0	0	0	0	0	5	1	0	6	No
24.0101 Liberal Arts and Sciences/Liberal Studies	5 - Bachelor's degree	1	Men	0	8	4	1	5	0	65	2	3	88	
			Women	0	10	8	0	8	0	65	4	5	100	

CIPCODE	Award Level	Major	Gender	Non Resident Alien	Hispanic / Latino	American Indian or Alaska Native	Asian	Black or African American	Native Hawaiian or Other Pacific Islander	White	Two or more Races	Race/ ethnicity unknown	Total	distance education program
			Total	0	18	12	1	13	0	130	6	8	188	Yes
24.0101	6 - Postbaccalaureate certificates	1	Men	0	0	0	0	0	0	1	0	0	1	
Liberal Arts and Sciences/Liberal Studies			Women	0	0	1	0	0	0	2	0	0	3	
			Total	0	0	1	0	0	0	3	0	0	4	Yes
24.0101			Men	0	3	7	1	6	1	75	5	5	103	
Liberal Arts and Sciences/Liberal Studies	7 - Master's degree	1	Women	0	7	2	1	3	0	64	2	9	88	
			Total	0	10	9	2	9	1	139	7	14	191	Yes
24.0103			Men	0	1	2	1	0	0	17	0	1	22	
Humanities/Humanistic Studies	5 - Bachelor's degree	1	Women	0	0	0	0	0	0	20	1	0	21	
			Total	0	1	2	1	0	0	37	1	1	43	No
24.0103			Men	0	0	0	0	0	0	3	0	0	3	
Humanities/Humanistic Studies	5 - Bachelor's degree	2	Women	0	0	1	0	0	0	0	0	0	1	
			Total	0	0	1	0	0	0	3	0	0	4	No
24.0199			Men	4	8	1	3	9	1	27	8	3	64	
Liberal Arts and Sciences, General Studies and Humanities, Other	5 - Bachelor's degree	1	Women	0	9	3	10	4	0	45	4	2	77	
			Total	4	17	4	13	13	1	72	12	5	141	No
24.0199			Men	0	0	0	0	0	0	0	0	0	0	
Liberal Arts and Sciences, General Studies and Humanities, Other	5 - Bachelor's degree	2	Women	0	0	0	0	0	0	1	0	0	1	
			Total	0	0	0	0	0	0	1	0	0	1	No
25.0101			Men	0	0	0	0	0	0	5	0	1	6	
Library and Information Science	7 - Master's degree	1	Women	0	3	1	0	0	0	26	5	3	38	
			Total	0	3	1	0	0	0	31	5	4	44	Yes
26.0202			Men	1	0	0	2	1	0	14	1	1	20	
Biochemistry	5 - Bachelor's degree	1	Women	2	2	0	4	0	0	8	1	0	17	
			Total	3	2	0	6	1	0	22	2	1	37	No
26.0301			Men	0	0	1	0	0	0	3	0	0	4	
Botany/Plant Biology	5 - Bachelor's degree	1	Women	0	0	0	0	1	0	1	0	0	2	
			Total	0	0	1	0	1	0	4	0	0	6	No
26.0301			Men	0	0	0	0	0	0	1	0	0	1	
Botany/Plant Biology	7 - Master's degree	1	Women	0	1	0	0	0	0	0	0	0	1	
			Total	0	1	0	0	0	0	1	0	0	2	No
26.0301			Men	0	0	0	0	0	0	0	0	0	0	
Botany/Plant Biology	17 - Doctor's degree - research / scholarship	1	Women	0	0	0	0	0	0	0	0	0	0	
			Total	0	0	0	0	0	0	0	0	0	0	No
26.0502			Men	0	1	2	7	0	0	18	1	0	29	
Microbiology, General	5 - Bachelor's degree	1	Women	0	5	2	7	4	0	20	0	2	40	
			Total	0	6	4	14	4	0	38	1	2	69	No
26.0502			Men	0	0	0	0	0	0	0	1	0	1	
Microbiology, General	7 - Master's degree	1	Women	0	0	0	0	0	0	3	0	0	3	
			Total	0	0	0	0	0	0	3	1	0	4	No
26.0502			Men	1	0	0	0	0	0	0	0	0	1	
Microbiology, General	17 - Doctor's degree - research / scholarship	1	Women	0	0	0	0	0	0	1	0	0	1	
			Total	1	0	0	0	0	0	1	0	0	2	No
26.0701			Men	0	2	1	6	1	0	34	6	0	50	

CIPCODE	Award Level	Major	Gender	Non Resident Alien	Hispanic / Latino	American Indian or Alaska Native	Asian	Black or African American	Native Hawaiian or Other Pacific Islander	White	Two or more Races	Race/ ethnicity unknown	Total	distance education program
			Total	1	0	0	0	0	0	0	0	0	1	Yes
30.9999 Multi-/Interdisciplinary Studies, Other	7 - Master's degree	1	Men	5	9	0	0	3	0	48	3	3	71	
			Women	0	0	2	1	1	0	13	0	2	19	
			Total	5	9	2	1	4	0	61	3	5	90	No
30.9999 Multi-/Interdisciplinary Studies, Other	17 - Doctor's degree - research / scholarship	1	Men	1	0	0	0	1	0	1	0	0	3	
			Women	1	0	0	0	0	0	3	0	0	4	
			Total	2	0	0	0	1	0	4	0	0	7	No
31.0505 Kinesiology and Exercise Science	5 - Bachelor's degree	1	Men	1	3	2	5	1	0	20	6	0	38	
			Women	0	4	3	12	3	0	44	8	0	74	
			Total	1	7	5	17	4	0	64	14	0	112	No
31.0505 Kinesiology and Exercise Science	7 - Master's degree	1	Men	0	0	0	0	0	0	3	1	0	4	
			Women	0	1	0	0	0	0	2	0	0	3	
			Total	0	1	0	0	0	0	5	1	0	7	No
31.0505 Kinesiology and Exercise Science	17 - Doctor's degree - research / scholarship	1	Men	2	0	0	0	0	0	0	0	0	2	
			Women	1	1	0	0	0	0	0	0	0	2	
			Total	3	1	0	0	0	0	0	0	0	4	No
38.0101 Philosophy	5 - Bachelor's degree	1	Men	0	1	0	0	0	0	7	0	0	8	
			Women	0	1	0	0	1	0	2	1	0	5	
			Total	0	2	0	0	1	0	9	1	0	13	No
38.0101 Philosophy	7 - Master's degree	1	Men	2	0	0	0	0	0	2	0	0	4	
			Women	0	0	0	0	0	0	1	0	0	1	
			Total	2	0	0	0	0	0	3	0	0	5	No
38.0101 Philosophy	17 - Doctor's degree - research / scholarship	1	Men	0	0	0	1	0	0	2	0	0	3	
			Women	1	0	0	0	0	0	0	0	0	1	
			Total	1	0	0	1	0	0	2	0	0	4	No
38.0101 Philosophy	5 - Bachelor's degree	2	Men	0	0	0	0	0	0	0	0	1	1	
			Women	0	0	0	0	0	0	1	0	0	1	
			Total	0	0	0	0	0	0	1	0	1	2	No
38.0201 Religion/Religious Studies	5 - Bachelor's degree	1	Men	0	1	0	0	0	0	2	0	0	3	
			Women	0	0	0	0	0	0	3	0	0	3	
			Total	0	1	0	0	0	0	5	0	0	6	No
38.0201 Religion/Religious Studies	5 - Bachelor's degree	2	Men	0	0	0	0	0	0	1	0	0	1	
			Women	0	0	0	0	0	0	0	0	0	0	
			Total	0	0	0	0	0	0	1	0	0	1	No
38.0206 Jewish/Judaic Studies	5 - Bachelor's degree	1	Men	0	0	0	0	0	0	0	0	0	0	
			Women	0	0	0	0	0	0	0	0	0	0	
			Total	0	0	0	0	0	0	0	0	0	0	No
40.0201 Astronomy	5 - Bachelor's degree	1	Men	0	0	0	0	0	0	0	0	0	0	
			Women	0	0	0	0	0	0	0	0	0	0	
			Total	0	0	0	0	0	0	0	0	0	0	No
40.0202 Astrophysics	5 - Bachelor's degree	1	Men	0	0	0	0	0	0	3	1	0	4	
			Women	0	0	0	0	0	0	0	1	0	1	
			Total	0	0	0	0	0	0	3	2	0	5	No
40.0404 Meteorology	5 - Bachelor's degree	1	Men	0	1	0	0	0	0	26	1	0	28	
			Women	0	0	0	0	1	0	8	0	0	9	
			Total	0	1	0	0	1	0	34	1	0	37	No

CIPCODE	Award Level	Major	Gender	Non Resident Alien	Hispanic / Latino	American Indian or Alaska Native	Asian	Black or African American	Native Hawaiian or Other Pacific Islander	White	Two or more Races	Race/ ethnicity unknown	Total	distance education program
40.0404 Meteorology	7 - Master's degree	1	Men	0	0	0	0	0	0	7	0	0	7	
			Women	0	0	0	0	0	0	0	0	0	0	
			Total	0	0	0	0	0	0	7	0	0	7	No
40.0404 Meteorology	17 - Doctor's degree - research / scholarship	1	Men	1	0	0	0	0	0	5	0	0	6	
			Women	0	0	0	0	0	0	1	0	0	1	
			Total	1	0	0	0	0	0	6	0	0	7	No
40.0501 Chemistry, General	5 - Bachelor's degree	1	Men	1	0	1	7	2	0	20	1	1	33	
			Women	1	2	0	3	2	0	7	1	1	17	
			Total	2	2	1	10	4	0	27	2	2	50	No
40.0501 Chemistry, General	7 - Master's degree	1	Men	0	0	0	0	0	0	1	0	0	1	
			Women	1	0	0	0	0	0	2	0	0	3	
			Total	1	0	0	0	0	0	3	0	0	4	No
40.0501 Chemistry, General	17 - Doctor's degree - research / scholarship	1	Men	3	0	0	0	0	0	1	0	1	5	
			Women	2	0	0	0	0	0	2	0	0	4	
			Total	5	0	0	0	0	0	3	0	1	9	No
40.0601 Geology/Earth Science, General	5 - Bachelor's degree	1	Men	0	1	0	0	1	0	13	1	0	16	
			Women	1	1	0	0	0	0	10	0	0	12	
			Total	1	2	0	0	1	0	23	1	0	28	No
40.0601 Geology/Earth Science, General	7 - Master's degree	1	Men	6	1	0	0	0	0	6	0	0	13	
			Women	3	0	1	0	0	0	7	0	0	11	
			Total	9	1	1	0	0	0	13	0	0	24	No
40.0601 Geology/Earth Science, General	17 - Doctor's degree - research / scholarship	1	Men	1	0	0	0	0	0	1	0	0	2	
			Women	0	0	0	0	0	0	1	0	0	1	
			Total	1	0	0	0	0	0	2	0	0	3	No
40.0603 Geophysics and Seismology	5 - Bachelor's degree	1	Men	2	0	0	0	0	0	1	1	1	5	
			Women	0	1	0	0	0	0	1	0	0	2	
			Total	2	1	0	0	0	0	2	1	1	7	No
40.0603 Geophysics and Seismology	7 - Master's degree	1	Men	3	1	0	0	0	0	3	1	0	8	
			Women	0	0	0	0	0	0	1	0	0	1	
			Total	3	1	0	0	0	0	4	1	0	9	No
40.0603 Geophysics and Seismology	17 - Doctor's degree - research / scholarship	1	Men	1	0	0	0	0	0	0	0	0	1	
			Women	0	0	0	0	0	0	0	0	0	0	
			Total	1	0	0	0	0	0	0	0	0	1	No
40.0801 Physics, General	5 - Bachelor's degree	1	Men	0	0	0	2	0	0	9	1	0	12	
			Women	0	0	0	0	0	0	0	0	0	0	
			Total	0	0	0	2	0	0	9	1	0	12	No
40.0801 Physics, General	7 - Master's degree	1	Men	4	0	0	0	0	0	3	0	2	9	
			Women	2	0	0	0	0	0	0	0	0	2	
			Total	6	0	0	0	0	0	3	0	2	11	No
40.0801 Physics, General	17 - Doctor's degree - research / scholarship	1	Men	0	0	0	0	0	0	2	0	0	2	
			Women	1	0	0	0	0	0	3	0	0	4	
			Total	1	0	0	0	0	0	5	0	0	6	No
40.0801 Physics, General	5 - Bachelor's degree	2	Men	0	1	0	0	0	0	0	0	0	1	
			Women	0	0	0	0	0	0	0	0	0	0	
			Total	0	1	0	0	0	0	0	0	0	1	No
42.0101		1	Men	0	4	1	7	3	0	19	1	0	35	

CIPCODE	Award Level	Major	Gender	Non Resident Alien	Hispanic / Latino	American Indian or Alaska Native	Asian	Black or African American	Native Hawaiian or Other Pacific Islander	White	Two or more Races	Race/ ethnicity unknown	Total	distance education program
Psychology, General	5 - Bachelor's degree		Women	1	14	6	12	7	1	65	9	3	118	
			Total	1	18	7	19	10	1	84	10	3	153	No
42.0101 Psychology, General	7 - Master's degree	1	Men	0	0	0	1	0	0	1	0	1	3	
			Women	1	0	0	2	0	0	2	0	0	5	
			Total	1	0	0	3	0	0	3	0	1	8	No
42.0101 Psychology, General	17 - Doctor's degree - research / scholarship	1	Men	1	0	0	1	0	0	5	0	1	8	
			Women	0	0	0	0	0	1	4	0	0	5	
			Total	1	0	0	1	0	1	9	0	1	13	No
42.2803 Counseling Psychology	17 - Doctor's degree - research / scholarship	1	Men	0	0	1	0	0	0	2	0	0	3	
			Women	0	0	1	0	0	0	3	1	1	6	
			Total	0	0	2	0	0	0	5	1	1	9	No
42.2806 Educational Psychology	17 - Doctor's degree - research / scholarship	1	Men	0	0	0	0	1	0	0	0	0	1	
			Women	0	0	0	0	0	0	1	0	0	1	
			Total	0	0	0	0	1	0	1	0	0	2	No
43.0103 Criminal Justice/Law Enforcement Administration	5 - Bachelor's degree	1	Men	0	4	3	0	2	0	15	0	1	25	
			Women	0	3	3	0	2	0	11	0	2	21	
			Total	0	7	6	0	4	0	26	0	3	46	Yes
43.0104 Criminal Justice/Safety Studies	6 - Postbaccalaureate certificates	1	Men	0	0	0	0	0	0	0	0	0	0	
			Women	0	1	0	0	0	0	1	0	0	2	
			Total	0	1	0	0	0	0	1	0	0	2	Yes
44.0401 Public Administration	5 - Bachelor's degree	1	Men	0	0	1	0	1	0	3	0	0	5	
			Women	0	0	0	1	0	0	3	0	0	4	
			Total	0	0	1	1	1	0	6	0	0	9	No
44.0401 Public Administration	7 - Master's degree	1	Men	0	0	1	0	1	0	7	0	0	9	
			Women	0	1	0	1	1	0	9	3	1	16	
			Total	0	1	1	1	2	0	16	3	1	25	No
44.0401 Public Administration	5 - Bachelor's degree	2	Men	0	0	0	0	0	0	0	0	1	1	
			Women	0	0	0	0	0	0	0	0	0	0	
			Total	0	0	0	0	0	0	0	0	1	1	No
44.0504 International Policy Analysis	7 - Master's degree	1	Men	0	0	0	0	0	0	0	0	0	0	
			Women	0	0	0	0	0	0	0	0	0	0	
			Total	0	0	0	0	0	0	0	0	0	0	Yes
44.0701 Social Work	5 - Bachelor's degree	1	Men	0	0	0	0	0	0	2	1	1	4	
			Women	0	1	2	2	2	0	19	3	0	29	
			Total	0	1	2	2	2	0	21	4	1	33	No
44.0701 Social Work	6 - Postbaccalaureate certificates	1	Men	0	0	0	0	0	0	0	0	0	0	
			Women	0	0	0	0	0	0	0	0	0	0	
			Total	0	0	0	0	0	0	0	0	0	0	No
44.0701 Social Work	7 - Master's degree	1	Men	0	1	0	2	2	0	9	2	1	17	
			Women	2	9	8	3	11	0	69	9	6	117	
			Total	2	10	8	5	13	0	78	11	7	134	No
44.9999 Public Administration and Social Service Professions, Other	6 - Postbaccalaureate certificates	1	Men	0	0	0	0	0	0	0	0	0	0	
			Women	0	0	0	0	0	0	0	0	0	0	
			Total	0	0	0	0	0	0	0	0	0	0	Yes
45.0201 Anthropology	5 - Bachelor's degree	1	Men	0	0	1	0	0	0	8	1	0	10	
			Women	0	1	0	0	0	1	11	3	0	16	

CIPCODE	Award Level	Major	Gender	Non Resident Alien	Hispanic / Latino	American Indian or Alaska Native	Asian	Black or African American	Native Hawaiian or Other Pacific Islander	White	Two or more Races	Race/ ethnicity unknown	Total	distance education program
			Total	0	1	1	0	0	1	19	4	0	26	No
45.0201 Anthropology	7 - Master's degree	1	Men	0	0	0	0	0	0	4	0	0	4	
			Women	0	0	0	0	1	0	4	0	0	5	
			Total	0	0	0	0	1	0	8	0	0	9	No
45.0201 Anthropology	17 - Doctor's degree - research / scholarship	1	Men	0	0	0	0	0	0	1	0	1	2	
			Women	0	0	0	0	0	0	2	0	0	2	
			Total	0	0	0	0	0	0	3	0	1	4	No
45.0601 Economics, General	5 - Bachelor's degree	1	Men	2	8	0	3	1	0	24	0	3	41	
			Women	4	0	0	1	0	0	7	0	1	13	
			Total	6	8	0	4	1	0	31	0	4	54	No
45.0601 Economics, General	7 - Master's degree	1	Men	1	3	0	0	1	0	9	0	2	16	
			Women	0	0	0	1	0	0	2	0	1	4	
			Total	1	3	0	1	1	0	11	0	3	20	No
45.0601 Economics, General	17 - Doctor's degree - research / scholarship	1	Men	1	0	0	0	0	0	0	0	0	1	
			Women	2	0	0	0	0	0	0	0	0	2	
			Total	3	0	0	0	0	0	0	0	0	3	No
45.0601 Economics, General	5 - Bachelor's degree	2	Men	0	0	0	0	0	0	1	0	0	1	
			Women	0	0	0	1	0	0	0	0	0	1	
			Total	0	0	0	1	0	0	1	0	0	2	No
45.0701 Geography	5 - Bachelor's degree	1	Men	1	3	1	0	0	0	3	1	0	9	
			Women	0	0	0	1	1	0	4	2	0	8	
			Total	1	3	1	1	1	0	7	3	0	17	No
45.0701 Geography	6 - Postbaccalaureate certificates	1	Men	0	0	0	0	0	0	0	0	0	0	
			Women	0	0	0	0	0	0	0	0	0	0	
			Total	0	0	0	0	0	0	0	0	0	0	No
45.0701 Geography	7 - Master's degree	1	Men	1	0	0	0	0	0	1	0	0	2	
			Women	0	0	0	0	0	0	4	0	0	4	
			Total	1	0	0	0	0	0	5	0	0	6	No
45.0701 Geography	17 - Doctor's degree - research / scholarship	1	Men	1	0	0	0	0	0	2	0	0	3	
			Women	0	0	0	0	0	0	3	0	0	3	
			Total	1	0	0	0	0	0	5	0	0	6	No
45.0702 Geographic Information Science and Cartography	5 - Bachelor's degree	1	Men	0	0	2	0	0	0	7	0	0	9	
			Women	0	0	0	0	0	0	5	0	0	5	
			Total	0	0	2	0	0	0	12	0	0	14	No
45.1001 Political Science and Government, General	5 - Bachelor's degree	1	Men	0	7	0	0	1	0	30	6	0	44	
			Women	0	3	1	0	1	0	6	0	1	12	
			Total	0	10	1	0	2	0	36	6	1	56	No
45.1001 Political Science and Government, General	7 - Master's degree	1	Men	0	0	0	0	0	0	3	0	0	3	
			Women	0	0	0	0	0	0	0	0	0	0	
			Total	0	0	0	0	0	0	3	0	0	3	No
45.1001 Political Science and Government, General	17 - Doctor's degree - research / scholarship	1	Men	0	0	0	0	0	0	0	0	0	0	
			Women	0	0	0	0	0	0	1	0	0	1	
			Total	0	0	0	0	0	0	1	0	0	1	No
45.1001 Political Science and Government, General	5 - Bachelor's degree	2	Men	0	1	0	0	0	0	0	0	0	1	
			Women	0	0	0	0	0	0	0	0	1	1	
			Total	0	1	0	0	0	0	0	0	1	2	No

CIPCODE	Award Level	Major	Gender	Non Resident Alien	Hispanic / Latino	American Indian or Alaska Native	Asian	Black or African American	Native Hawaiian or Other Pacific Islander	White	Two or more Races	Race/ ethnicity unknown	Total	distance education program
45.1101 Sociology	5 - Bachelor's degree	1	Men	1	1	1	3	2	0	27	8	3	46	
			Women	0	7	4	2	4	0	27	5	3	52	
			Total	1	8	5	5	6	0	54	13	6	98	No
45.1101 Sociology	7 - Master's degree	1	Men	0	0	0	0	0	0	2	0	0	2	
			Women	0	0	0	0	0	0	6	0	0	6	
			Total	0	0	0	0	0	0	8	0	0	8	No
45.1101 Sociology	17 - Doctor's degree - research / scholarship	1	Men	1	0	0	0	0	0	1	0	0	2	
			Women	0	1	1	0	0	0	0	0	0	2	
			Total	1	1	1	0	0	0	1	0	0	4	No
45.1101 Sociology	5 - Bachelor's degree	2	Men	0	1	0	0	0	0	1	0	0	2	
			Women	0	1	0	0	0	0	0	0	0	1	
			Total	0	2	0	0	0	0	1	0	0	3	No
49.0101 Aeronautics/Aviation/Aerospace Science and Technology, General	5 - Bachelor's degree	1	Men	0	1	0	0	1	0	20	2	0	24	
			Women	1	0	0	0	0	0	3	0	0	4	
			Total	1	1	0	0	1	0	23	2	0	28	No
50.0301 Dance, General	5 - Bachelor's degree	1	Men	0	1	0	0	0	0	0	0	0	1	
			Women	0	2	1	0	0	0	13	2	0	18	
			Total	0	3	1	0	0	0	13	2	0	19	No
50.0301 Dance, General	7 - Master's degree	1	Men	0	0	0	0	0	0	2	0	0	2	
			Women	0	0	0	0	0	0	1	0	0	1	
			Total	0	0	0	0	0	0	3	0	0	3	No
50.0401 Design and Visual Communications, General	5 - Bachelor's degree	1	Men	0	0	0	0	0	0	0	0	0	0	
			Women	0	0	0	0	0	0	0	0	0	0	
			Total	0	0	0	0	0	0	0	0	0	0	No
50.0408 Interior Design	5 - Bachelor's degree	1	Men	0	0	0	0	0	0	1	1	0	2	
			Women	1	0	0	1	0	0	9	0	0	11	
			Total	1	0	0	1	0	0	10	1	0	13	No
50.0501 Drama and Dramatics/Theatre Arts, General	5 - Bachelor's degree	1	Men	0	3	0	0	1	0	7	0	0	11	
			Women	0	2	0	0	0	0	20	0	1	23	
			Total	0	5	0	0	1	0	27	0	1	34	No
50.0501 Drama and Dramatics/Theatre Arts, General	7 - Master's degree	1	Men	0	0	0	0	0	0	0	0	0	0	
			Women	0	0	0	0	0	0	0	0	0	0	
			Total	0	0	0	0	0	0	0	0	0	0	No
50.0509 Musical Theatre	5 - Bachelor's degree	1	Men	0	0	0	0	0	0	5	0	0	5	
			Women	0	0	0	0	0	0	5	0	0	5	
			Total	0	0	0	0	0	0	10	0	0	10	No
50.0601 Film/Cinema/Video Studies	5 - Bachelor's degree	1	Men	0	1	0	0	1	0	9	0	1	12	
			Women	1	2	1	1	0	0	8	0	0	13	
			Total	1	3	1	1	1	0	17	0	1	25	No
50.0601 Film/Cinema/Video Studies	5 - Bachelor's degree	2	Men	0	1	0	0	0	0	0	0	0	1	
			Women	0	0	0	0	0	0	0	0	0	0	
			Total	0	1	0	0	0	0	0	0	0	1	No
50.0702 Fine/Studio Arts, General	5 - Bachelor's degree	1	Men	0	2	2	1	1	0	7	2	1	16	
			Women	0	1	3	1	1	0	24	2	0	32	
			Total	0	3	5	2	2	0	31	4	1	48	No

CIPCODE	Award Level	Major	Gender	Non Resident Alien	Hispanic / Latino	American Indian or Alaska Native	Asian	Black or African American	Native Hawaiian or Other Pacific Islander	White	Two or more Races	Race/ ethnicity unknown	Total	distance education program
50.0702 Fine/Studio Arts, General	7 - Master's degree	1	Men	0	0	2	0	0	0	3	0	1	6	
			Women	0	0	0	0	0	0	0	0	1	1	
			Total	0	0	2	0	0	0	3	0	2	7	No
50.0703 Art History, Criticism and Conservation	5 - Bachelor's degree	1	Men	0	0	0	0	0	0	0	0	0	0	
			Women	0	0	0	0	0	0	4	0	0	4	
			Total	0	0	0	0	0	0	4	0	0	4	No
50.0703 Art History, Criticism and Conservation	7 - Master's degree	1	Men	0	0	0	0	0	0	0	0	0	0	
			Women	0	0	0	0	0	0	0	0	0	0	
			Total	0	0	0	0	0	0	0	0	0	0	No
50.0703 Art History, Criticism and Conservation	17 - Doctor's degree - research / scholarship	1	Men	0	0	0	0	0	0	0	0	0	0	
			Women	0	0	0	0	0	0	0	0	0	0	
			Total	0	0	0	0	0	0	0	0	0	0	No
50.0901 Music, General	5 - Bachelor's degree	1	Men	0	0	0	1	0	0	10	2	0	13	
			Women	0	1	0	0	0	0	13	0	1	15	
			Total	0	1	0	1	0	0	23	2	1	28	No
50.0901 Music, General	7 - Master's degree	1	Men	1	0	1	0	0	0	10	0	2	14	
			Women	3	0	0	1	0	0	13	0	1	18	
			Total	4	0	1	1	0	0	23	0	3	32	No
50.0903 Music Performance, General	6 - Postbaccalaureate certificates	1	Men	0	0	0	0	0	0	0	0	0	0	
			Women	0	0	0	0	0	0	0	0	0	0	
			Total	0	0	0	0	0	0	0	0	0	0	No
50.0903 Music Performance, General	17 - Doctor's degree - research / scholarship	1	Men	0	0	0	0	0	0	2	0	0	2	
			Women	1	0	1	0	0	0	5	1	1	9	
			Total	1	0	1	0	0	0	7	1	1	11	No
50.0912 Music Pedagogy	5 - Bachelor's degree	1	Men	0	0	0	0	0	0	0	0	0	0	
			Women	0	0	0	0	0	0	0	0	0	0	
			Total	0	0	0	0	0	0	0	0	0	0	No
51.0702 Hospital and Health Care Facilities Administration/Management	5 - Bachelor's degree	1	Men	0	0	0	0	0	0	0	0	0	0	
			Women	0	0	0	0	0	0	2	0	0	2	
			Total	0	0	0	0	0	0	2	0	0	2	Yes
51.1504 Community Health Services/Liaison/Counseling	7 - Master's degree	1	Men	0	0	0	0	0	0	2	0	0	2	
			Women	0	1	0	1	1	0	11	0	1	15	
			Total	0	1	0	1	1	0	13	0	1	17	No
52.0201 Business Administration and Management, General	5 - Bachelor's degree	1	Men	3	3	0	0	0	0	13	0	0	19	
			Women	0	1	0	2	1	0	12	3	1	20	
			Total	3	4	0	2	1	0	25	3	1	39	No
52.0201 Business Administration and Management, General	6 - Postbaccalaureate certificates	1	Men	0	0	0	0	0	0	0	0	0	0	
			Women	0	0	0	0	0	0	0	0	0	0	
			Total	0	0	0	0	0	0	0	0	0	0	No
52.0201 Business Administration and Management, General	7 - Master's degree	1	Men	9	8	2	4	3	0	71	5	5	107	
			Women	4	0	2	1	0	0	11	0	2	20	
			Total	13	8	4	5	3	0	82	5	7	127	No
52.0201 Business Administration and Management, General	17 - Doctor's degree - research / scholarship	1	Men	0	0	0	0	0	0	2	0	0	2	
			Women	1	0	0	0	1	0	1	0	0	3	
			Total	1	0	0	0	1	0	3	0	0	5	No

CIPCODE	Award Level	Major	Gender	Non Resident Alien	Hispanic / Latino	American Indian or Alaska Native	Asian	Black or African American	Native Hawaiian or Other Pacific Islander	White	Two or more Races	Race/ ethnicity unknown	Total	distance education program
52.0201 Business Administration and Management, General	5 - Bachelor's degree	2	Men	0	1	0	0	0	0	3	0	0	4	
			Women	0	0	0	0	0	0	2	0	0	2	
			Total	0	1	0	0	0	0	5	0	0	6	Yes
52.0301 Accounting	5 - Bachelor's degree	1	Men	5	7	2	2	1	0	42	2	1	62	
			Women	11	4	3	8	1	0	37	5	2	71	
			Total	16	11	5	10	2	0	79	7	3	133	No
52.0301 Accounting	7 - Master's degree	1	Men	1	2	1	0	0	0	9	0	0	13	
			Women	2	0	0	1	0	0	11	1	0	15	
			Total	3	2	1	1	0	0	20	1	0	28	No
52.0301 Accounting	5 - Bachelor's degree	2	Men	1	0	1	0	0	0	9	0	0	11	
			Women	5	1	1	0	0	0	5	2	0	14	
			Total	6	1	2	0	0	0	14	2	0	25	No
52.0601 Business/Managerial Economics	5 - Bachelor's degree	1	Men	1	1	2	1	0	0	4	1	0	10	
			Women	0	1	0	0	0	0	3	0	0	4	
			Total	1	2	2	1	0	0	7	1	0	14	No
52.0601 Business/Managerial Economics	5 - Bachelor's degree	2	Men	1	1	0	0	0	0	4	0	0	6	
			Women	0	0	0	0	0	0	5	1	0	6	
			Total	1	1	0	0	0	0	9	1	0	12	No
52.0701 Entrepreneurship/Entrepreneurial Studies	6 - Postbaccalaureate certificates	1	Men	0	1	0	0	1	0	4	1	0	7	
			Women	0	0	0	0	0	0	0	0	0	0	
			Total	0	1	0	0	1	0	4	1	0	7	No
52.0801 Finance, General	5 - Bachelor's degree	1	Men	15	3	1	2	1	0	52	2	2	78	
			Women	8	1	2	2	1	0	23	5	0	42	
			Total	23	4	3	4	2	0	75	7	2	120	No
52.0801 Finance, General	5 - Bachelor's degree	2	Men	1	3	2	1	0	0	42	2	0	51	
			Women	3	1	2	2	0	0	16	0	2	26	
			Total	4	4	4	3	0	0	58	2	2	77	No
52.1003 Organizational Behavior Studies	5 - Bachelor's degree	1	Men	3	16	5	4	2	1	105	12	4	152	
			Women	6	7	1	1	3	0	65	6	3	92	
			Total	9	23	6	5	5	1	170	18	7	244	No
52.1003 Organizational Behavior Studies	6 - Postbaccalaureate certificates	1	Men	0	0	0	0	0	0	0	0	0	0	
			Women	0	0	0	0	0	0	0	0	0	0	
			Total	0	0	0	0	0	0	0	0	0	0	No
52.1003 Organizational Behavior Studies	7 - Master's degree	1	Men	0	0	0	0	0	0	3	0	1	4	
			Women	0	0	0	0	0	0	2	0	0	2	
			Total	0	0	0	0	0	0	5	0	1	6	No
52.1003 Organizational Behavior Studies	5 - Bachelor's degree	2	Men	0	2	0	0	0	0	13	0	0	15	
			Women	0	0	0	0	0	0	10	1	0	11	
			Total	0	2	0	0	0	0	23	1	0	26	No
52.1005 Human Resources Development	6 - Postbaccalaureate certificates	1	Men	2	2	0	0	3	0	10	0	1	18	
			Women	3	6	1	0	7	0	11	2	4	34	
			Total	5	8	1	0	10	0	21	2	5	52	Yes
52.1099 Human Resources Management and Services, Other	5 - Bachelor's degree	1	Men	3	1	2	1	1	0	10	2	1	21	
			Women	1	3	2	6	9	0	59	3	0	83	
			Total	4	4	4	7	10	0	69	5	1	104	No
52.1099		1	Men	0	4	0	0	4	0	8	0	0	16	

CIPCODE	Award Level	Major	Gender	Non Resident Alien	Hispanic / Latino	American Indian or Alaska Native	Asian	Black or African American	Native Hawaiian or Other Pacific Islander	White	Two or more Races	Race/ ethnicity unknown	Total	distance education program
Human Resources Management and Services, Other	6 - Postbaccalaureate certificates		Women	1	5	1	1	15	0	19	0	2	44	
			Total	1	9	1	1	19	0	27	0	2	60	Yes
52.1099 Human Resources Management and Services, Other	7 - Master's degree	1	Men	3	13	2	1	25	1	52	3	9	109	
			Women	2	14	6	1	47	1	84	9	16	180	
			Total	5	27	8	2	72	2	136	12	25	289	Yes
52.1099 Human Resources Management and Services, Other	5 - Bachelor's degree	2	Men	0	0	0	0	0	0	0	0	0	0	
			Women	0	0	0	0	1	0	0	0	0	1	
			Total	0	0	0	0	1	0	0	0	0	1	No
52.1201 Management Information Systems, General	5 - Bachelor's degree	1	Men	1	2	1	5	3	0	24	0	1	37	
			Women	1	3	0	2	1	0	7	2	0	16	
			Total	2	5	1	7	4	0	31	2	1	53	No
52.1201 Management Information Systems, General	6 - Postbaccalaureate certificates	1	Men	0	0	0	1	0	0	0	0	0	1	
			Women	0	0	0	0	0	0	0	0	0	0	
			Total	0	0	0	1	0	0	0	0	0	1	No
52.1201 Management Information Systems, General	7 - Master's degree	1	Men	0	0	0	0	0	0	0	1	0	1	
			Women	0	0	0	0	0	0	0	0	0	0	
			Total	0	0	0	0	0	0	0	1	0	1	No
52.1201 Management Information Systems, General	5 - Bachelor's degree	2	Men	2	2	0	0	0	0	6	0	0	10	
			Women	0	1	0	2	1	0	6	1	0	11	
			Total	2	3	0	2	1	0	12	1	0	21	No
52.1401 Marketing/Marketing Management, General	5 - Bachelor's degree	1	Men	4	3	2	1	3	0	41	0	1	55	
			Women	5	4	1	1	2	0	58	6	0	77	
			Total	9	7	3	2	5	0	99	6	1	132	No
52.1401 Marketing/Marketing Management, General	5 - Bachelor's degree	2	Men	1	1	0	0	0	0	7	1	0	10	
			Women	0	3	0	1	1	0	17	0	1	23	
			Total	1	4	0	1	1	0	24	1	1	33	No
52.1499 Marketing, Other	1 - Awards of less than 1 academic year	1	Men	0	0	0	0	0	0	0	0	0	0	
			Women	0	0	0	0	0	0	0	0	0	0	
			Total	0	0	0	0	0	0	0	0	0	0	No
52.2001 Construction Management	5 - Bachelor's degree	1	Men	0	1	0	0	0	0	11	1	1	14	
			Women	0	0	0	0	0	0	0	0	0	0	
			Total	0	1	0	0	0	0	11	1	1	14	No
52.2001 Construction Management	7 - Master's degree	1	Men	0	0	0	0	0	0	0	0	0	0	
			Women	0	0	0	0	0	0	0	0	0	0	
			Total	0	0	0	0	0	0	0	0	0	0	Yes
54.0101 History, General	5 - Bachelor's degree	1	Men	0	1	1	0	2	0	25	1	0	30	
			Women	0	1	1	0	0	0	11	1	2	16	
			Total	0	2	2	0	2	0	36	2	2	46	No
54.0101 History, General	7 - Master's degree	1	Men	0	0	0	0	2	0	3	0	0	5	
			Women	0	0	0	0	0	0	2	0	1	3	
			Total	0	0	0	0	2	0	5	0	1	8	No
54.0101 History, General	17 - Doctor's degree - research / scholarship	1	Men	0	1	0	0	0	0	2	0	0	3	
			Women	0	0	0	0	0	0	1	0	1	2	
			Total	0	1	0	0	0	0	3	0	1	5	No
54.0101		2	Men	0	0	0	0	0	0	2	0	0	2	

[illegible]

Completions: total by first major

99.0000 Summary Grand Totals	Award Level	Nonresi- dent alien	Hispanic Latino	American Indian or Alaska Native	Asian	Black or African American	Native Hawaiian or Other Pacific Islander	White	Two or more Races	Race/ ethnicity unknown	Total	PY Total
Awards of less than 1 academic year	1											
Men		0	0	0	0	0	0	0	0	0	0	0
Women		0	0	0	0	0	0	0	0	0	0	0
Total		0	0	0	0	0	0	0	0	0	0	0
Bachelor's degree	5											
Men		101	167	76	108	76	4	1324	129	59	2044	2008
Women		69	166	77	120	105	2	1366	151	48	2104	2090
Total		170	333	153	228	181	6	2690	280	107	4148	4098
Postbaccalaureate certificates	6											
Men		2	7	0	1	8	0	26	1	1	46	38
Women		4	13	3	1	24	0	46	2	6	99	66
Total		6	20	3	2	32	0	72	3	7	145	104
Master's degree	7											
Men		130	54	22	14	58	2	473	34	53	840	806
Women		61	47	32	22	72	1	466	40	61	802	907
Total		191	101	54	36	130	3	939	74	114	1642	1713
Doctor's degree - research / scholarship	17											
Men		48	1	4	2	3	0	45	1	5	109	124
Women		19	2	4	2	1	1	56	3	13	101	94
Total		67	3	8	4	4	1	101	4	18	210	218
Doctor's degree - professional practice	18											
Men		0	5	5	1	1	0	35	3	29	79	87
Women		0	6	3	1	1	0	28	0	28	67	61
Total		0	11	8	2	2	0	63	3	57	146	148

Grand Total Men		281	234	107	126	146	6	1903	168	147	3118	3063
Grand Total Women		153	234	119	146	203	4	1962	196	156	3173	3218
Grand Total		434	468	226	272	349	10	3865	364	303	6291	6281

PY Grand Total Men		234	219	111	136	141	4	1907	139	172		3063
PY Grand Total Women		154	264	139	134	219	2	1944	189	173		3218
PY Grand Total		388	483	250	270	360	6	3851	328	345		6281

Completions: total by second major

99.0000 Summary Grand Totals	Award Level	Nonresident alien	Hispanic Latino	American Indian or Alaska Native	Asian	Black or African American	Native Hawaiian or Other Pacific Islander	White	Two or more Races	Race/ethnicity unknown	Total	PY Total
Bachelor's degree	5											
Men		6	15	3	1	1	0	101	3	2	132	107
Women		9	9	4	6	4	0	79	5	4	120	74
Total		15	24	7	7	5	0	180	8	6	252	181

Grand Total Men		6	15	3	1	1	0	101	3	2	132	107
Grand Total Women		9	9	4	6	4	0	79	5	4	120	74
Grand Total		15	24	7	7	5	0	180	8	6	252	181

PY Grand Total Men		4	6	1	2	3	0	79	4	8		107
PY Grand Total Women		8	5	2	3	1	0	50	5	0		74
PY Grand Total		12	11	3	5	4	0	129	9	8		181

All Completers

Institutions must report the following information. (Some data will be pre-populated from the completions by CIP code data.)

All Completers

Number of students by gender and race and ethnicity earning an award between July 1, 2015 and June 30, 2016. Count each student only once, regardless of how many awards he/she earned. The intent of this screen is to collect an unduplicated count of total numbers of *completers*.

- Report Hispanic/Latino individuals of any race as Hispanic/Latino
- Report race for non-Hispanic/Latino individuals only

	Men		Women		Total Students
	Number of Students	Total Awards	Number of Students	Total Awards	
<u>Nonresident alien</u>	275	281	147	153	422
<u>Hispanic/Latino</u>	226	234	220	234	446
<u>American Indian or Alaska Native</u>	104	107	114	119	218
<u>Asian</u>	120	126	140	146	260
<u>Black or African American</u>	140	146	185	203	325
<u>Native Hawaiian or Other Pacific Islander</u>	6	6	4	4	10
<u>White</u>	1,831	1,903	1,870	1,962	3,701
<u>Two or more races</u>	162	168	192	196	354
<u>Race and ethnicity unknown</u>	146	147	150	156	296
TOTAL	3,010	3,118	3,022	3,173	6,032
PY TOTAL	2,977		3,094		6,071

Completers by Level

Institutions must report the following information. This screen will be shown for each of the following award categories for which completions have been reported:

- Less than 1-year certificates
- At least 1 but less than 4-year certificates
- Associate's degrees
- Bachelor's degrees
- Master's degrees
- Doctor's degrees
- Postbaccalaureate and post-master's certificates

Bachelor's degrees


Number of students by gender, by race and ethnicity, and by age earning this award between July 1, 2015 and June 30, 2016. Each student should be counted once per award level. For example, if a student earned a master's degree and a doctor's degree, he/she should be counted once in master's and once in doctor's. A student earning two master's degrees should be counted only once.

- Report Hispanic/Latino individuals of any race as Hispanic/Latino
- Report race for non-Hispanic/Latino individuals only

	Number of Students	Total Awards
By Gender		
Men	1,999	2,044
Women	2,051	2,104
TOTAL	4,050	4,148
PY TOTAL	4,022	

By Race/Ethnicity

<u>Nonresident alien</u>	169	170
<u>Hispanic/Latino</u>	329	333
<u>American Indian or Alaska Native</u>	150	153
<u>Asian</u>	219	228
<u>Black or African American</u>	180	181
<u>Native Hawaiian or Other Pacific Islander</u>	6	6

<u>White</u>	<input type="text" value="2,618"/>	2,690
Two or more races	<input type="text" value="276"/>	280
<u>Race and ethnicity unknown</u>	<input type="text" value="103"/>	107
TOTAL	4,050	4,148
 By Age		
Under 18	<input type="text" value="0"/>	
18-24	<input type="text" value="3,123"/>	
25-39	<input type="text" value="804"/>	
40 and Above	<input type="text" value="123"/>	
Age Unknown	<input type="text" value="0"/>	
TOTAL	4,050	4,148

Completers by Level

Institutions must report the following information. This screen will be shown for each of the following award categories for which completions have been reported:

- Less than 1-year certificates
- At least 1 but less than 4-year certificates
- Associate's degrees
- Bachelor's degrees
- Master's degrees
- Doctor's degrees
- Postbaccalaureate and post-master's certificates

Master's degrees


Number of students by gender, by race and ethnicity, and by age earning this award between July 1, 2015 and June 30, 2016. Each student should be counted once per award level. For example, if a student earned a master's degree and a doctor's degree, he/she should be counted once in master's and once in doctor's. A student earning two master's degrees should be counted only once.

- Report Hispanic/Latino individuals of any race as Hispanic/Latino
- Report race for non-Hispanic/Latino individuals only

	Number of Students	Total Awards
By Gender		
Men	830	840
Women	794	802
TOTAL	1,624	1,642
PY TOTAL	1,688	

By Race/Ethnicity

Nonresident alien	187	191
Hispanic/Latino	101	101
American Indian or Alaska Native	53	54
Asian	36	36
Black or African American	129	130
Native Hawaiian or Other Pacific Islander	3	3

<u>White</u>	<input type="text" value="928"/>	939
Two or more races	<input type="text" value="73"/>	74
<u>Race and ethnicity unknown</u>	<input type="text" value="114"/>	114
TOTAL	1,624	1,642
 By Age		
Under 18	<input type="text" value="0"/>	
18-24	<input type="text" value="215"/>	
25-39	<input type="text" value="1,117"/>	
40 and Above	<input type="text" value="292"/>	
Age Unknown	<input type="text" value="0"/>	
TOTAL	1,624	1,642

Completers by Level

Institutions must report the following information. This screen will be shown for each of the following award categories for which completions have been reported:

- Less than 1-year certificates
- At least 1 but less than 4-year certificates
- Associate's degrees
- Bachelor's degrees
- Master's degrees
- Doctor's degrees
- Postbaccalaureate and post-master's certificates

Doctor's degrees

Number of students by gender, by race and ethnicity, and by age earning this award between July 1, 2015 and June 30, 2016. Each student should be counted once per award level. For example, if a student earned a master's degree and a doctor's degree, he/she should be counted once in master's and once in doctor's. A student earning two master's degrees should be counted only once.

- Report Hispanic/Latino individuals of any race as Hispanic/Latino
- Report race for non-Hispanic/Latino individuals only


	Number of Students	Total Awards
By Gender		
Men	188	188
Women	168	168
TOTAL	356	356
PY TOTAL	366	

By Race/Ethnicity

Nonresident alien	67	67
Hispanic/Latino	14	14
American Indian or Alaska Native	16	16
Asian	6	6
Black or African American	6	6
Native Hawaiian or Other Pacific Islander	1	1

<u>White</u>	<input type="text" value="164"/>	164
Two or more races	<input type="text" value="7"/>	7
<u>Race and ethnicity unknown</u>	<input type="text" value="75"/>	75
TOTAL	356	356

--

 By Age		
Under 18	<input type="text" value="0"/>	
18-24	<input type="text" value="11"/>	
25-39	<input type="text" value="302"/>	
40 and Above	<input type="text" value="43"/>	
Age Unknown	<input type="text" value="0"/>	
TOTAL	356	356

Completers by Level

Institutions must report the following information. This screen will be shown for each of the following award categories for which completions have been reported:

- Less than 1-year certificates
- At least 1 but less than 4-year certificates
- Associate's degrees
- Bachelor's degrees
- Master's degrees
- Doctor's degrees
- Postbaccalaureate and post-master's certificates

Postbaccalaureate and post-master's certificates


Number of students by gender, by race and ethnicity, and by age earning this award between July 1, 2015 and June 30, 2016. Each student should be counted once per award level. For example, if a student earned a master's degree and a doctor's degree, he/she should be counted once in master's and once in doctor's. A student earning two master's degrees should be counted only once.

- Report Hispanic/Latino individuals of any race as Hispanic/Latino
- Report race for non-Hispanic/Latino individuals only

	Number of Students	Total Awards
By Gender		
Men	46	46
Women	93	99
TOTAL	139	145
PY TOTAL	100	
By Race/Ethnicity		
Nonresident alien	5	6
Hispanic/Latino	18	20
American Indian or Alaska Native	3	3
Asian	2	2
Black or African American	31	32
Native Hawaiian or Other Pacific Islander	0	0

<u>White</u>	<input type="text" value="70"/>	72
Two or more races	<input type="text" value="3"/>	3
<u>Race and ethnicity unknown</u>	<input type="text" value="7"/>	7
TOTAL	139	145

--

 By Age		
Under 18	<input type="text"/>	
18-24	<input type="text" value="7"/>	
25-39	<input type="text" value="98"/>	
40 and Above	<input type="text" value="34"/>	
Age Unknown	<input type="text" value="0"/>	
TOTAL	139	145

Summary

IPEDS collects important information regarding your institution. All data reported in IPEDS survey components become available in the IPEDS Data Center and appear as aggregated data in various Department of Education reports. Additionally, some of the reported data appears specifically for your institution through the College Navigator website and is included in your institution's Data Feedback Report (DFR). The purpose of this summary is to provide you an opportunity to view some of the data that, when accepted through the IPEDS quality control process, will appear on the College Navigator website and/or your DFR. College Navigator is updated approximately three months after the data collection period closes and Data Feedback Reports will be available through the [Data Center](#) and sent to your institution's CEO in November 2016.

Please review your data for accuracy. If you have questions about the data displayed below after reviewing the data reported on the survey screens, please contact the IPEDS Help Desk at: 1-877-225-2568 or ipedshelp@rti.org.

Summary of Completions Data

Award Level	Number of Completions	
	1 st major	2 nd major
<u>Postsecondary award, certificate, or diploma (less than 1 academic year)</u>	0	0
<u>Bachelors degree or equivalent</u>	4,148	252
<u>Postbaccalaureate certificate</u>	145	0
<u>Master's degree</u>	1,642	0
<u>Doctor's degree - research/scholarship</u>	210	0
<u>Doctor's degree - professional practice</u>	146	0
Total number of degrees and certificates	6,291	

Summary of Completers Data

	Number of Students		
	Men	Women	Total
All Completers	3,010	3,022	6,032

Completions

University of Oklahoma-Norman Campus (207500)

Source	Description	Severity	Resolved	Options
Global Edits				
Perform Edits	Your institution did not report offering award level(s) (1) in the prior year IC Header survey, but you indicated that one or more programs are offered at this level here. Please correct your data or explain the discrepancy. (Error #10529)	Explanation	Yes	
Reason:	This is a new program that was approved after submitting last year's IC Header survey			
Perform Edits	Current year completions (7) are outside the expected range when compared to completions reported in the prior year (25) for: Women, 2-digit field (9), award level (7). Please correct your data or explain. (Error #10505)	Explanation	Yes	
Reason:	Prior year completions for degree programs in this field and level were unusually high.			
Perform Edits	Current year completions (38) are outside the expected range when compared to completions reported in the prior year (21) for: Men, 2-digit field (11), award level (7). Please correct your data or explain. (Error #10503)	Explanation	Yes	
Reason:	Majors in field and award level have experienced larger-than-average growth.			
Perform Edits	Current year completions (25) are outside the expected range when compared to completions reported in the prior year (42) for: Men, 2-digit field (43), award level (5). Please correct your data or explain. (Error #10503)	Explanation	Yes	
Reason:	The major in this field has experienced larger-than-average growth			