

IPEDS 2020-21 Data Collection System

IPEDS HELP DESK (877) 225-2568 | ipedshelp@rti.org
OMB NO. 1850-0582 v.27 : Approval Expires 8/31/2022
User ID: P2075002

Human Resources 2020-21

Institution: University of Oklahoma-Norman Campus (207500)

User ID: P2075002

Overview

Human Resources Overview

Welcome to the IPEDS Human Resources (HR) survey component. The HR component collects important information about your institution's staff.

Data Reporting Reminders

- Report data to accurately reflect the time period corresponding with the IPEDS survey component, even if such reporting is seemingly inconsistent with prior-year reporting. For example, if a summer term began later than usual due to Coronavirus Pandemic postponements, continue to report using the timeframes as defined in the IPEDS instructions. NCES expects that some data reported during the 2020-21 data collection year will vary from established prior trends due to the impacts of Coronavirus Pandemic. If an error edit is triggered even when submitting accurate data, please indicate in the corresponding context box or verbally to the Help Desk that the seemingly inconsistent data are accurate and reflect the effects of Coronavirus Pandemic.
- Report each employee only once. If an employee could be coded in more than one occupation, code the employee in the occupation that requires the highest level of skill OR if there is no measurable difference in skill requirements, code the employee in the occupation in which they spend the most time.
- Report staff members difficult to categorize in the "Human Resources Survey Evaluation" box at the end of the survey.
- Enter data on each displayed screen. If a screen is not applicable, enter at least one zero in a field on the screen and save before continuing.
- When reporting salary data (applicable to degree-granting institutions only) include all full-time, non-medical school, instructional staff - both with and without faculty status.

See the instructions for the **Key Reporting Concepts** section -- basic reporting concepts that will assist you in completing the Human Resources survey component.

Changes to reporting for 2020-21

There are no changes for this survey component.

Resources:

- To download the survey materials for this component: [Survey Materials](#)
- All staff must now be reported using the new IPEDS occupational categories, which align with the 2018 Standard Occupational Classification (SOC) codes. Additional information and resources can be found in the [IPEDS HR/SOC Information Center](#), including general information about the SOC, the IPEDS/SOC crosswalk, a SOC Browse Tool, Frequently Asked Questions, and Web Tutorials.
- To access your prior year data submission for this component: [Reported Data](#)

If you have questions about completing this survey, please contact the **IPEDS Help Desk at 1-877-225-2568**.

Institution: University of Oklahoma-Norman Campus (207500)

User ID: P2075002

Human Resources Screening Questions

Does your institution have any part-time staff?*If you answer Yes to this question, you will be provided the screens to report part-time staff.*

- ☐ No
☒ Yes

Does your institution have graduate assistants?*If you answer Yes to this question, you will be provided the screens to report graduate assistants.*

- ☐ No
☒ Yes

Does your institution have 15 or more full-time staff?

- ☐ No
☒ Yes

Does your institution have a tenure system?*If you answer Yes to this question, you will be provided the screens to report some data by tenure status.*

- ☐ No
☒ Yes

Did your institution hire any full-time permanent staff who were included on the payroll of the institution between November 1, 2019 and October 31, 2020 either for the *first time* (new to the institution) or *after a break in service*? Do not exclude persons who were no longer on the payroll as of November 1, 2020. (Exclude persons who have returned from sabbatical leave and full-time instructional staff who are working less-than-9-month contracts.)

If you answer Yes to this question, you will be provided the screens to report full-time permanent new hires in Part H.

- ☐ No
☒ Yes

Do ALL of the instructional staff at your institution fall into any of the following categories?*If you answer Yes to any of the questions below, you will NOT be required to report Part G - Salaries for instructional staff. However, Part G will still be required for reporting data for full-time non-instructional staff.*

- ☒ No ☐ Yes Are ALL of the instructional staff military personnel?
☒ No ☐ Yes Do ALL of the instructional staff contribute their services (e.g., members of a religious order)?

You may use the box below to provide additional context for the data you have reported above.

Institution: University of Oklahoma-Norman Campus (207500)

User ID: P2075002

Part A1 - Full-time Instructional Staff by Academic Rank and Tenure Status - Tenured

Number of Full-time Instructional Staff With Faculty Status Tenured

As of November 1, 2020

- Report Hispanic/Latino individuals of any race as Hispanic/Latino
- Report race for non-Hispanic/Latino individuals only
- Include both Primarily Instruction and Instruction Combined with Research and/or Public Service

Men

Race/ethnicity	Academic Rank					No academic rank	Total
	Professors	Associate professors	Assistant professors	Instructors	Lecturers		
<u>Nonresident alien</u>	<input type="text" value="15"/>	<input type="text" value="12"/>	<input type="text"/>	<input type="text"/>	<input type="text"/>	<input type="text"/>	27
<u>Hispanic/Latino</u>	<input type="text" value="7"/>	<input type="text" value="6"/>	<input type="text"/>	<input type="text"/>	<input type="text"/>	<input type="text"/>	13
<u>American Indian or Alaska Native</u>	<input type="text" value="4"/>	<input type="text" value="4"/>	<input type="text"/>	<input type="text"/>	<input type="text"/>	<input type="text"/>	8
<u>Asian</u>	<input type="text" value="40"/>	<input type="text" value="19"/>	<input type="text"/>	<input type="text"/>	<input type="text"/>	<input type="text"/>	59
<u>Black or African American</u>	<input type="text" value="3"/>	<input type="text" value="6"/>	<input type="text"/>	<input type="text"/>	<input type="text"/>	<input type="text"/>	9
<u>Native Hawaiian or Other Pacific Islander</u>	<input type="text" value="0"/>	<input type="text" value="0"/>	<input type="text"/>	<input type="text"/>	<input type="text"/>	<input type="text"/>	0
<u>White</u>	<input type="text" value="208"/>	<input type="text" value="149"/>	<input type="text"/>	<input type="text"/>	<input type="text"/>	<input type="text"/>	357
Two or more races	<input type="text" value="2"/>	<input type="text" value="3"/>	<input type="text"/>	<input type="text"/>	<input type="text"/>	<input type="text"/>	5
<u>Race and ethnicity unknown</u>	<input type="text" value="8"/>	<input type="text" value="10"/>	<input type="text"/>	<input type="text"/>	<input type="text"/>	<input type="text"/>	18
Total men	287	209	0	0	0	0	496

Women

Race/ethnicity	Academic Rank					No academic rank	Total
	Professors	Associate professors	Assistant professors	Instructors	Lecturers		
Nonresident alien	<input type="text" value="4"/>	<input type="text" value="5"/>	<input type="text"/>	<input type="text"/>	<input type="text"/>	<input type="text"/>	9
Hispanic/Latino	<input type="text" value="3"/>	<input type="text" value="4"/>	<input type="text"/>	<input type="text"/>	<input type="text"/>	<input type="text"/>	7
American Indian or Alaska Native	<input type="text" value="2"/>	<input type="text" value="3"/>	<input type="text"/>	<input type="text"/>	<input type="text"/>	<input type="text"/>	5
Asian	<input type="text" value="12"/>	<input type="text" value="15"/>	<input type="text"/>	<input type="text"/>	<input type="text"/>	<input type="text"/>	27
Black or African American	<input type="text" value="4"/>	<input type="text" value="5"/>	<input type="text"/>	<input type="text"/>	<input type="text"/>	<input type="text"/>	9
Native Hawaiian or Other Pacific Islander	<input type="text" value="0"/>	<input type="text" value="0"/>	<input type="text"/>	<input type="text"/>	<input type="text"/>	<input type="text"/>	0
White	<input type="text" value="80"/>	<input type="text" value="88"/>	<input type="text"/>	<input type="text"/>	<input type="text"/>	<input type="text"/>	168
Two or more races	<input type="text" value="1"/>	<input type="text" value="1"/>	<input type="text"/>	<input type="text"/>	<input type="text"/>	<input type="text"/>	2
Race and ethnicity unknown	<input type="text" value="3"/>	<input type="text" value="5"/>	<input type="text"/>	<input type="text"/>	<input type="text"/>	<input type="text"/>	8
Total women	109	126	0	0	0	0	235

Total (men+women)	396	335	0	0	0	0	731
Total from prior year							701

Institution: University of Oklahoma-Norman Campus (207500)

User ID: P2075002

Part A1 - Full-time Instructional Staff by Academic Rank and Tenure Status - On Tenure Track

Number of Full-time Instructional Staff With Faculty Status On Tenure Track

As of November 1, 2020

- Report Hispanic/Latino individuals of any race as Hispanic/Latino
- Report race for non-Hispanic/Latino individuals only
- Include both Primarily Instruction and Instruction Combined with Research and/or Public Service

Men

Race/ethnicity	Academic Rank					No academic rank	Total
	Professors	Associate professors	Assistant professors	Instructors	Lecturers		
<u>Nonresident alien</u>	<input type="text"/>	<input type="text" value="1"/>	<input type="text" value="31"/>	<input type="text"/>	<input type="text"/>	<input type="text"/>	32
<u>Hispanic/Latino</u>	<input type="text"/>	<input type="text" value="0"/>	<input type="text" value="6"/>	<input type="text"/>	<input type="text"/>	<input type="text"/>	6
<u>American Indian or Alaska Native</u>	<input type="text"/>	<input type="text" value="0"/>	<input type="text" value="3"/>	<input type="text"/>	<input type="text"/>	<input type="text"/>	3
<u>Asian</u>	<input type="text"/>	<input type="text" value="3"/>	<input type="text" value="10"/>	<input type="text"/>	<input type="text"/>	<input type="text"/>	13
<u>Black or African American</u>	<input type="text"/>	<input type="text" value="0"/>	<input type="text" value="1"/>	<input type="text"/>	<input type="text"/>	<input type="text"/>	1
<u>Native Hawaiian or Other Pacific Islander</u>	<input type="text"/>	<input type="text" value="0"/>	<input type="text" value="0"/>	<input type="text"/>	<input type="text"/>	<input type="text"/>	0
<u>White</u>	<input type="text"/>	<input type="text" value="1"/>	<input type="text" value="49"/>	<input type="text"/>	<input type="text"/>	<input type="text"/>	50
Two or more races	<input type="text"/>	<input type="text" value="0"/>	<input type="text" value="2"/>	<input type="text"/>	<input type="text"/>	<input type="text"/>	2
<u>Race and ethnicity unknown</u>	<input type="text"/>	<input type="text" value="0"/>	<input type="text" value="6"/>	<input type="text"/>	<input type="text"/>	<input type="text"/>	6
Total men	0	5	108	0	0	0	113

Women

Race/ethnicity	Academic Rank					No academic rank	Total
	Professors	Associate professors	Assistant professors	Instructors	Lecturers		
Nonresident alien	<input type="text"/>	<input type="text" value="0"/>	<input type="text" value="13"/>	<input type="text"/>	<input type="text"/>	<input type="text"/>	13
Hispanic/Latino	<input type="text"/>	<input type="text" value="0"/>	<input type="text" value="1"/>	<input type="text"/>	<input type="text"/>	<input type="text"/>	1
American Indian or Alaska Native	<input type="text"/>	<input type="text" value="0"/>	<input type="text" value="3"/>	<input type="text"/>	<input type="text"/>	<input type="text"/>	3
Asian	<input type="text"/>	<input type="text" value="2"/>	<input type="text" value="11"/>	<input type="text"/>	<input type="text"/>	<input type="text"/>	13
Black or African American	<input type="text"/>	<input type="text" value="2"/>	<input type="text" value="4"/>	<input type="text"/>	<input type="text"/>	<input type="text"/>	6
Native Hawaiian or Other Pacific Islander	<input type="text"/>	<input type="text" value="0"/>	<input type="text" value="0"/>	<input type="text"/>	<input type="text"/>	<input type="text"/>	0
White	<input type="text"/>	<input type="text" value="1"/>	<input type="text" value="52"/>	<input type="text"/>	<input type="text"/>	<input type="text"/>	53
Two or more races	<input type="text"/>	<input type="text" value="0"/>	<input type="text" value="5"/>	<input type="text"/>	<input type="text"/>	<input type="text"/>	5
Race and ethnicity unknown	<input type="text"/>	<input type="text" value="0"/>	<input type="text" value="11"/>	<input type="text"/>	<input type="text"/>	<input type="text"/>	11
Total women	0	5	100	0	0	0	105

Total (men+women)	0	10	208	0	0	0	218
Total from prior year							243

Institution: University of Oklahoma-Norman Campus (207500)

User ID: P2075002

Part A1 - Full-time Instructional Staff by Academic Rank and Tenure Status - Multi-Year Contract

Number of Full-time Instructional Staff With Faculty Status Not on Tenure Track - Multi-Year Contract

As of November 1, 2020

- Report Hispanic/Latino individuals of any race as Hispanic/Latino
- Report race for non-Hispanic/Latino individuals only
- Include both Primarily Instruction and Instruction Combined with Research and/or Public Service

Men

Gender and race/ethnicity	Academic Rank					No academic rank	Total
	Professors	Associate professors	Assistant professors	Instructors	Lecturers		
Nonresident alien	0	0	2	1	3		6
Hispanic/Latino	0	0	0	1	0		1
American Indian or Alaska Native	0	0	2	0	1		3
Asian	0	1	1	0	0		2
Black or African American	0	0	1	2	0		3
Native Hawaiian or Other Pacific Islander	0	0	0	0	0		0
White	7	13	21	18	23		82
Two or more races	0	0	0	1	2		3
Race and ethnicity unknown	0	0	2	1	3		6
Total men	7	14	29	24	32	0	106

Women

Gender and race/ethnicity	Academic Rank					No academic rank	Total
	Professors	Associate professors	Assistant professors	Instructors	Lecturers		
Nonresident alien	1	0	1	0	1		3
Hispanic/Latino	0	0	1	2	1		4
American Indian or Alaska Native	0	0	1	3	0		4
Asian	0	0	1	1	0		2
Black or African American	0	0	0	2	0		2
Native Hawaiian or Other Pacific Islander	0	1	0	0	0		1
White	4	7	20	23	24		78
Two or more races	0	0	1	1	0		2
Race and ethnicity unknown	0	0	1	2	1		4
Total women	5	8	26	34	27	0	100

Total (men+women)	12	22	55	58	59	0	206
Total from prior year							211

Institution: University of Oklahoma-Norman Campus (207500)

User ID: P2075002

Part A1 - Full-time Instructional Staff by Academic Rank and Tenure Status - Annual Contract

Number of Full-time Instructional Staff With Faculty Status Not on Tenure Track - Annual Contract

As of November 1, 2020

- Report Hispanic/Latino individuals of any race as Hispanic/Latino
- Report race for non-Hispanic/Latino individuals only
- Include both Primarily Instruction and Instruction Combined with Research and/or Public Service

Men

Race/ethnicity	Academic Rank					No academic rank	Total
	Professors	Associate professors	Assistant professors	Instructors	Lecturers		
Nonresident alien	<input type="text"/>	<input type="text" value="0"/>	<input type="text" value="0"/>	<input type="text" value="4"/>	<input type="text" value="7"/>	<input type="text"/>	11
Hispanic/Latino	<input type="text"/>	<input type="text" value="0"/>	<input type="text" value="0"/>	<input type="text" value="1"/>	<input type="text" value="1"/>	<input type="text"/>	2
American Indian or Alaska Native	<input type="text"/>	<input type="text" value="0"/>	<input type="text" value="0"/>	<input type="text" value="3"/>	<input type="text" value="0"/>	<input type="text"/>	3
Asian	<input type="text"/>	<input type="text" value="0"/>	<input type="text" value="0"/>	<input type="text" value="0"/>	<input type="text" value="1"/>	<input type="text"/>	1
Black or African American	<input type="text"/>	<input type="text" value="0"/>	<input type="text" value="1"/>	<input type="text" value="1"/>	<input type="text" value="0"/>	<input type="text"/>	2
Native Hawaiian or Other Pacific Islander	<input type="text"/>	<input type="text" value="0"/>	<input type="text" value="0"/>	<input type="text" value="0"/>	<input type="text" value="0"/>	<input type="text"/>	0
White	<input type="text"/>	<input type="text" value="0"/>	<input type="text" value="3"/>	<input type="text" value="13"/>	<input type="text" value="22"/>	<input type="text"/>	38
Two or more races	<input type="text"/>	<input type="text" value="0"/>	<input type="text" value="0"/>	<input type="text" value="1"/>	<input type="text" value="0"/>	<input type="text"/>	1
Race and ethnicity unknown	<input type="text"/>	<input type="text" value="0"/>	<input type="text" value="0"/>	<input type="text" value="0"/>	<input type="text" value="0"/>	<input type="text"/>	0
Total men	0	0	4	23	31	0	58

Women

Race/ethnicity	Academic Rank					No academic rank	Total
	Professors	Associate professors	Assistant professors	Instructors	Lecturers		
Nonresident alien	<input type="text"/>	<input type="text" value="0"/>	<input type="text" value="0"/>	<input type="text" value="4"/>	<input type="text" value="1"/>	<input type="text"/>	5
Hispanic/Latino	<input type="text"/>	<input type="text" value="0"/>	<input type="text" value="0"/>	<input type="text" value="6"/>	<input type="text" value="0"/>	<input type="text"/>	6
American Indian or Alaska Native	<input type="text"/>	<input type="text" value="0"/>	<input type="text" value="0"/>	<input type="text" value="2"/>	<input type="text" value="1"/>	<input type="text"/>	3
Asian	<input type="text"/>	<input type="text" value="0"/>	<input type="text" value="0"/>	<input type="text" value="2"/>	<input type="text" value="1"/>	<input type="text"/>	3
Black or African American	<input type="text"/>	<input type="text" value="1"/>	<input type="text" value="0"/>	<input type="text" value="0"/>	<input type="text" value="0"/>	<input type="text"/>	1
Native Hawaiian or Other Pacific Islander	<input type="text"/>	<input type="text" value="0"/>	<input type="text" value="0"/>	<input type="text" value="0"/>	<input type="text" value="0"/>	<input type="text"/>	0
White	<input type="text"/>	<input type="text" value="0"/>	<input type="text" value="2"/>	<input type="text" value="27"/>	<input type="text" value="12"/>	<input type="text"/>	41
Two or more races	<input type="text"/>	<input type="text" value="0"/>	<input type="text" value="0"/>	<input type="text" value="0"/>	<input type="text" value="0"/>	<input type="text"/>	0
Race and ethnicity unknown	<input type="text"/>	<input type="text" value="0"/>	<input type="text" value="0"/>	<input type="text" value="0"/>	<input type="text" value="0"/>	<input type="text"/>	0
Total women	0	1	2	41	15	0	59

Total (men+women)	0	1	6	64	46	0	117
Total from prior year							119

Institution: University of Oklahoma-Norman Campus (207500)

User ID: P2075002

Part A1 - Full-time Instructional Staff by Academic Rank and Tenure Status - Less-Than-Annual Contract

Number of Full-time Instructional Staff With Faculty Status Not on Tenure Track - Less-than-annual Contract

As of November 1, 2020

- Report Hispanic/Latino individuals of any race as Hispanic/Latino
- Report race for non-Hispanic/Latino individuals only
- Include both Primarily Instruction and Instruction Combined with Research and/or Public Service

Men

Race/ethnicity	Academic Rank					No academic rank	Total
	Professors	Associate professors	Assistant professors	Instructors	Lecturers		
Nonresident alien	<input type="text"/>	<input type="text"/>	<input type="text"/>	<input type="text" value="0"/>	<input type="text" value="1"/>	<input type="text"/>	1
Hispanic/Latino	<input type="text"/>	<input type="text"/>	<input type="text"/>	<input type="text" value="0"/>	<input type="text" value="0"/>	<input type="text"/>	0
American Indian or Alaska Native	<input type="text"/>	<input type="text"/>	<input type="text"/>	<input type="text" value="0"/>	<input type="text" value="0"/>	<input type="text"/>	0
Asian	<input type="text"/>	<input type="text"/>	<input type="text"/>	<input type="text" value="1"/>	<input type="text" value="0"/>	<input type="text"/>	1
Black or African American	<input type="text"/>	<input type="text"/>	<input type="text"/>	<input type="text" value="0"/>	<input type="text" value="0"/>	<input type="text"/>	0
Native Hawaiian or Other Pacific Islander	<input type="text"/>	<input type="text"/>	<input type="text"/>	<input type="text" value="0"/>	<input type="text" value="0"/>	<input type="text"/>	0
White	<input type="text"/>	<input type="text"/>	<input type="text"/>	<input type="text" value="3"/>	<input type="text" value="3"/>	<input type="text"/>	6
Two or more races	<input type="text"/>	<input type="text"/>	<input type="text"/>	<input type="text" value="0"/>	<input type="text" value="0"/>	<input type="text"/>	0
Race and ethnicity unknown	<input type="text"/>	<input type="text"/>	<input type="text"/>	<input type="text" value="0"/>	<input type="text" value="0"/>	<input type="text"/>	0
Total men	0	0	0	4	4	0	8

Women

Race/ethnicity	Academic Rank					No academic rank	Total
	Professors	Associate professors	Assistant professors	Instructors	Lecturers		
Nonresident alien	<input type="text"/>	<input type="text"/>	<input type="text"/>	<input type="text" value="1"/>	<input type="text" value="3"/>	<input type="text"/>	4
Hispanic/Latino	<input type="text"/>	<input type="text"/>	<input type="text"/>	<input type="text" value="0"/>	<input type="text" value="1"/>	<input type="text"/>	1
American Indian or Alaska Native	<input type="text"/>	<input type="text"/>	<input type="text"/>	<input type="text" value="0"/>	<input type="text" value="0"/>	<input type="text"/>	0
Asian	<input type="text"/>	<input type="text"/>	<input type="text"/>	<input type="text" value="2"/>	<input type="text" value="0"/>	<input type="text"/>	2
Black or African American	<input type="text"/>	<input type="text"/>	<input type="text"/>	<input type="text" value="0"/>	<input type="text" value="0"/>	<input type="text"/>	0
Native Hawaiian or Other Pacific Islander	<input type="text"/>	<input type="text"/>	<input type="text"/>	<input type="text" value="0"/>	<input type="text" value="0"/>	<input type="text"/>	0
White	<input type="text"/>	<input type="text"/>	<input type="text"/>	<input type="text" value="10"/>	<input type="text" value="5"/>	<input type="text"/>	15
Two or more races	<input type="text"/>	<input type="text"/>	<input type="text"/>	<input type="text" value="0"/>	<input type="text" value="0"/>	<input type="text"/>	0
Race and ethnicity unknown	<input type="text"/>	<input type="text"/>	<input type="text"/>	<input type="text" value="0"/>	<input type="text" value="0"/>	<input type="text"/>	0
Total women	0	0	0	13	9	0	22

Total (men+women)	0	0	0	17	13	0	30
Total from prior year							25

Institution: University of Oklahoma-Norman Campus (207500)

User ID: P2075002

Part A1 - Full-time Instructional Staff by Academic Rank and Tenure Status - Indefinite duration contract

Number of Full-time Instructional Staff With Faculty Status Not on Tenure Track - Indefinite duration contract

As of November 1, 2020

- Report Hispanic/Latino individuals of any race as Hispanic/Latino
- Report race for non-Hispanic/Latino individuals only
- Include both Primarily Instruction and Instruction Combined with Research and/or Public Service

Men

Gender and race/ethnicity	Academic Rank					No academic rank	Total
	Professors	Associate professors	Assistant professors	Instructors	Lecturers		
<u>Nonresident alien</u>	<input type="text" value="0"/>	<input type="text"/>	<input type="text"/>	<input type="text"/>	<input type="text"/>	<input type="text"/>	0
<u>Hispanic/Latino</u>	<input type="text"/>	<input type="text"/>	<input type="text"/>	<input type="text"/>	<input type="text"/>	<input type="text"/>	0
<u>American Indian or Alaska Native</u>	<input type="text"/>	<input type="text"/>	<input type="text"/>	<input type="text"/>	<input type="text"/>	<input type="text"/>	0
<u>Asian</u>	<input type="text"/>	<input type="text"/>	<input type="text"/>	<input type="text"/>	<input type="text"/>	<input type="text"/>	0
<u>Black or African American</u>	<input type="text"/>	<input type="text"/>	<input type="text"/>	<input type="text"/>	<input type="text"/>	<input type="text"/>	0
<u>Native Hawaiian or Other Pacific Islander</u>	<input type="text"/>	<input type="text"/>	<input type="text"/>	<input type="text"/>	<input type="text"/>	<input type="text"/>	0
<u>White</u>	<input type="text"/>	<input type="text"/>	<input type="text"/>	<input type="text"/>	<input type="text"/>	<input type="text"/>	0
Two or more races	<input type="text"/>	<input type="text"/>	<input type="text"/>	<input type="text"/>	<input type="text"/>	<input type="text"/>	0
<u>Race and ethnicity unknown</u>	<input type="text"/>	<input type="text"/>	<input type="text"/>	<input type="text"/>	<input type="text"/>	<input type="text"/>	0
Total men	0	0	0	0	0	0	0

Women

Gender and race/ethnicity	Academic Rank					No academic rank	Total
	Professors	Associate professors	Assistant professors	Instructors	Lecturers		
Nonresident alien	<input type="text"/>	<input type="text"/>	<input type="text"/>	<input type="text"/>	<input type="text"/>	<input type="text"/>	0
Hispanic/Latino	<input type="text"/>	<input type="text"/>	<input type="text"/>	<input type="text"/>	<input type="text"/>	<input type="text"/>	0
American Indian or Alaska Native	<input type="text"/>	<input type="text"/>	<input type="text"/>	<input type="text"/>	<input type="text"/>	<input type="text"/>	0
Asian	<input type="text"/>	<input type="text"/>	<input type="text"/>	<input type="text"/>	<input type="text"/>	<input type="text"/>	0
Black or African American	<input type="text"/>	<input type="text"/>	<input type="text"/>	<input type="text"/>	<input type="text"/>	<input type="text"/>	0
Native Hawaiian or Other Pacific Islander	<input type="text"/>	<input type="text"/>	<input type="text"/>	<input type="text"/>	<input type="text"/>	<input type="text"/>	0
White	<input type="text"/>	<input type="text"/>	<input type="text"/>	<input type="text"/>	<input type="text"/>	<input type="text"/>	0
Two or more races	<input type="text"/>	<input type="text"/>	<input type="text"/>	<input type="text"/>	<input type="text"/>	<input type="text"/>	0
Race and ethnicity unknown	<input type="text"/>	<input type="text"/>	<input type="text"/>	<input type="text"/>	<input type="text"/>	<input type="text"/>	0
Total women	0	0	0	0	0	0	0

Total (men+women)	0	0	0	0	0	0	0
Total from prior year							

Institution: University of Oklahoma-Norman Campus (207500)

User ID: P2075002

Part A1 - Full-time Instructional Staff - Without Faculty Status

Number of Full-time Instructional Staff Without Faculty Status

As of November 1, 2020

- Report Hispanic/Latino individuals of any race as Hispanic/Latino
- Report race for non-Hispanic/Latino individuals only
- Include both Primarily Instruction and Instruction Combined with Research and/or Public Service

Men

Race/ethnicity	Without Faculty Status
<u>Nonresident alien</u>	<input type="text" value="0"/>
<u>Hispanic/Latino</u>	<input type="text"/>
<u>American Indian or Alaska Native</u>	<input type="text"/>
<u>Asian</u>	<input type="text"/>
<u>Black or African American</u>	<input type="text"/>
<u>Native Hawaiian or Other Pacific Islander</u>	<input type="text"/>
<u>White</u>	<input type="text"/>
Two or more races	<input type="text"/>
<u>Race and ethnicity unknown</u>	<input type="text"/>
Total men	0

Women

Race/ethnicity	Without Faculty Status
Nonresident alien	<input type="text"/>
Hispanic/Latino	<input type="text"/>
American Indian or Alaska Native	<input type="text"/>
Asian	<input type="text"/>
Black or African American	<input type="text"/>
Native Hawaiian or Other Pacific Islander	<input type="text"/>
White	<input type="text"/>
Two or more races	<input type="text"/>
Race and ethnicity unknown	<input type="text"/>
Total women	0

Total (men+women)	0
Total from prior year	

Institution: University of Oklahoma-Norman Campus (207500)



User ID: P2075002

Part A2 - Full-time Instructional Staff by Function

Number of Full-time Instructional Staff

As of November 1, 2020

- Report Primarily Instruction and Instruction Combined with Research and/or Public Service separately, as indicated below

	With <u>Faculty Status</u>						Without Faculty Status	Total
	<u>Tenured</u>	<u>On Tenure Track</u>	<u>Not on Tenure Track</u>					
			<u>Multi-year</u>	<u>Annual contract</u>	<u>Less-than-annual contract</u>	<u>Indefinite duration (continuing or at-will)</u>		
<u>Instructional staff</u>	731	218	206	117	30	0	0	1,302
Total carried forward from previous screens	731	218	206	117	30	0	0	1,302
<u>Primarily Instruction</u>	0	0	206	117	30	0	0	353
 Exclusively credit	<input type="text"/>	<input type="text"/>	<input type="text"/>	<input type="text"/>	<input type="text"/>	<input type="text"/>	<input type="text"/>	0
 Exclusively not-for-credit	<input type="text"/>	<input type="text"/>	<input type="text"/>	<input type="text"/>	<input type="text"/>	<input type="text"/>	<input type="text"/>	0
Combined credit/not-for-credit	<input type="text"/>	<input type="text"/>	<input type="text" value="206"/>	<input type="text" value="117"/>	<input type="text" value="30"/>	<input type="text"/>	<input type="text"/>	353
<u>Instruction/research /public service staff</u>	<input type="text" value="731"/>	<input type="text" value="218"/>	<input type="text"/>	<input type="text"/>	<input type="text"/>	<input type="text"/>	<input type="text"/>	949

Institution: University of Oklahoma-Norman Campus (207500)

User ID: P2075002

Part A3 - Full-time Instructional Staff - Totals

Total number of Full-time Instructional Staff

As of November 1, 2020

Race/ethnicity	Total men	Total women	Total (men+women)
Nonresident alien	77	34	111
Hispanic/Latino	22	19	41
American Indian or Alaska Native	17	15	32
Asian	76	47	123
Black or African American	15	18	33
Native Hawaiian or Other Pacific Islander	0	1	1
White	533	355	888
Two or more races	11	9	20
Race and ethnicity unknown	30	23	53
Total	781	521	1,302
Total from prior year			1,299

Institution: University of Oklahoma-Norman Campus (207500)

User ID: P2075002

Part B1 - Full-time Non-instructional Staff by Occupational Category

Number of Full-time Non-instructional Staff by Occupational Category

As of November 1, 2020

- Report Hispanic/Latino individuals of any race as Hispanic/Latino
- Report race for non-Hispanic/Latino individuals only

Men

Race/ethnicity	<u>Instructional Staff</u> (carried forward from Part A)	<u>Research staff</u>	<u>Public Service staff</u>
<u>Nonresident alien</u>	77	<input type="text" value="72"/>	<input type="text"/>
<u>Hispanic/Latino</u>	22	<input type="text" value="8"/>	<input type="text"/>
<u>American Indian or Alaska Native</u>	17	<input type="text" value="2"/>	<input type="text"/>
<u>Asian</u>	76	<input type="text" value="17"/>	<input type="text"/>
<u>Black or African American</u>	15	<input type="text" value="3"/>	<input type="text"/>
<u>Native Hawaiian or Other Pacific Islander</u>	0	<input type="text" value="0"/>	<input type="text"/>
<u>White</u>	533	<input type="text" value="122"/>	<input type="text"/>
Two or more races	11	<input type="text" value="1"/>	<input type="text"/>
<u>Race and ethnicity unknown</u>	30	<input type="text" value="1"/>	<input type="text"/>
Total men	781	226	0

Women

Race/ethnicity	<u>Instructional Staff</u> (carried forward from Part A)	<u>Research staff</u>	<u>Public Service staff</u>
Nonresident alien	34	<input type="text" value="35"/>	<input type="text"/>
Hispanic/Latino	19	<input type="text" value="1"/>	<input type="text"/>
American Indian or Alaska Native	15	<input type="text" value="2"/>	<input type="text"/>
Asian	47	<input type="text" value="11"/>	<input type="text"/>
Black or African American	18	<input type="text" value="1"/>	<input type="text"/>
Native Hawaiian or Other Pacific Islander	1	<input type="text" value="0"/>	<input type="text"/>
White	355	<input type="text" value="67"/>	<input type="text"/>
Two or more races	9	<input type="text" value="2"/>	<input type="text"/>
Race and ethnicity unknown	23	<input type="text" value="4"/>	<input type="text"/>
Total women	521	123	0
Total (men+women)	1,302	349	0
Total from prior year	1,299	346	

Institution: University of Oklahoma-Norman Campus (207500)

User ID: P2075002

Part B1 - Full-time Non-instructional Staff by Occupational Category

Number of Full-time Non-instructional Staff by Occupational Category

As of November 1, 2020

- Report Hispanic/Latino individuals of any race as Hispanic/Latino
- Report race for non-Hispanic/Latino individuals only

Men

Race/ethnicity	Archivists, Curators, and Museum Technicians 25-4010	Librarians and Media Collections Specialists 25-4020	Library Technicians 25-4030	Student and Academic Affairs and Other Education Services Occupations 25-2000 + 25-3000 + 25-9000
Nonresident alien	0	1		0
Hispanic/Latino	1	1		10
American Indian or Alaska Native	0	0		5
Asian	0	0		0
Black or African American	0	0		12
Native Hawaiian or Other Pacific Islander	0	0		0
White	3	11		60
Two or more races	0	0		4
Race and ethnicity unknown	0	0		0
Total men	4	13	0	91

Women

Race/ethnicity	Archivists, Curators, and Museum Technicians 25-4010	Librarians and Media Collections Specialists 25-4020	Library Technicians 25-4030	Student and Academic Affairs and Other Education Services Occupations 25-2000 + 25-3000 + 25-9000
Nonresident alien	0	0		2
Hispanic/Latino	0	1		14
American Indian or Alaska Native	1	0		14
Asian	0	1		7
Black or African American	0	1		21
Native Hawaiian or Other Pacific Islander	0	0		0
White	17	26		237
Two or more races	0	0		15
Race and ethnicity unknown	0	0		3
Total women	18	29	0	313
Total (men+women)	22	42	0	404
Total from prior year	23	42		387

Institution: University of Oklahoma-Norman Campus (207500)

User ID: P2075002

Part B1 - Full-time Non-instructional Staff by Occupational Category

Number of Full-time Non-instructional Staff by Occupational Category

As of November 1, 2020

- Report Hispanic/Latino individuals of any race as Hispanic/Latino
- Report race for non-Hispanic/Latino individuals only

Men

Race/ethnicity	Management Occupations 11-0000	Business and Financial Operations Occupations 13-0000	Computer, Engineering, and Science Occupations 15-0000 + 17-0000 + 19-0000	Community, Social Service, Legal, Arts, Design, Entertainment, Sports, and Media Occupations 21-0000 + 23-0000 + 27-0000	Healthcare Practitioners and Technical Occupations 29-0000
Nonresident alien	0	2	13	0	0
Hispanic/Latino	2	8	11	6	2
American Indian or Alaska Native	6	7	7	3	0
Asian	3	2	9	2	1
Black or African American	8	15	10	18	2
Native Hawaiian or Other Pacific Islander	0	0	0	0	0
White	111	151	189	133	20
Two or more races	6	6	11	4	2
Race and ethnicity unknown	4	4	4	3	1
Total men	140	195	254	169	28

Women

Race/ethnicity	Management Occupations 11-0000	Business and Financial Operations Occupations 13-0000	Computer, Engineering, and Science Occupations 15-0000 + 17-0000 + 19-0000	Community, Social Service, Legal, Arts, Design, Entertainment, Sports, and Media Occupations 21-0000 + 23-0000 + 27-0000	Healthcare Practitioners and Technical Occupations 29-0000
Nonresident alien	2	3	5	5	2
Hispanic/Latino	7	24	6	7	2
American Indian or Alaska Native	7	21	3	7	1
Asian	5	16	8	6	1
Black or African American	16	27	3	18	2
Native Hawaiian or Other Pacific Islander	0	1	0	0	0
White	135	330	58	187	18
Two or more races	5	12	7	6	0
Race and ethnicity unknown	6	6	2	1	1
Total women	183	440	92	237	27

Total (men+women)	323	635	346	406	55
Total from prior year	313	645	371	403	53

Institution: University of Oklahoma-Norman Campus (207500)

User ID: P2075002

Part B1 - Full-time Non-instructional Staff by Occupational Category

Number of Full-time Non-instructional Staff by Occupational Category

As of November 1, 2020

- Report Hispanic/Latino individuals of any race as Hispanic/Latino
- Report race for non-Hispanic/Latino individuals only

Men

Race/ethnicity	Service Occupations 31-0000 + 33-0000 + 35-0000 + 37-0000 + 39-0000	Sales and Related Occupations 41-0000	Office and Administrative Support Occupations 43-0000	Natural Resources, Construction, and Maintenance Occupations 45-0000 + 47-0000 + 49-0000	Production, Transportation, and Material Moving Occupations 51-0000 + 53-0000	Grand Total (All full-time staff)
Nonresident alien	<input type="text" value="2"/>	<input type="text"/>	<input type="text" value="0"/>	<input type="text" value="0"/>	<input type="text" value="0"/>	167
Hispanic/Latino	<input type="text" value="17"/>	<input type="text"/>	<input type="text" value="5"/>	<input type="text" value="3"/>	<input type="text" value="0"/>	96
American Indian or Alaska Native	<input type="text" value="29"/>	<input type="text"/>	<input type="text" value="8"/>	<input type="text" value="12"/>	<input type="text" value="0"/>	96
Asian	<input type="text" value="5"/>	<input type="text"/>	<input type="text" value="0"/>	<input type="text" value="0"/>	<input type="text" value="0"/>	115
Black or African American	<input type="text" value="17"/>	<input type="text"/>	<input type="text" value="5"/>	<input type="text" value="1"/>	<input type="text" value="1"/>	107
Native Hawaiian or Other Pacific Islander	<input type="text" value="1"/>	<input type="text"/>	<input type="text" value="0"/>	<input type="text" value="0"/>	<input type="text" value="0"/>	1
White	<input type="text" value="195"/>	<input type="text"/>	<input type="text" value="82"/>	<input type="text" value="128"/>	<input type="text" value="32"/>	1,770
Two or more races	<input type="text" value="9"/>	<input type="text"/>	<input type="text" value="10"/>	<input type="text" value="8"/>	<input type="text" value="0"/>	72
Race and ethnicity unknown	<input type="text" value="3"/>	<input type="text"/>	<input type="text" value="1"/>	<input type="text" value="2"/>	<input type="text" value="9"/>	62
Total men	278	0	111	154	42	2,486

Women

Race/ethnicity	Service Occupations 31-0000 + 33-0000 + 35-0000 + 37-0000 + 39-0000	Sales and Related Occupations 41-0000	Office and Administrative Support Occupations 43-0000	Natural Resources, Construction, and Maintenance Occupations 45-0000 + 47-0000 + 49-0000	Production, Transportation, and Material Moving Occupations 51-0000 + 53-0000	Grand Total (All full-time staff)
Nonresident alien	<input type="text" value="1"/>	<input type="text"/>	<input type="text" value="6"/>	<input type="text" value="0"/>	<input type="text" value="0"/>	95
Hispanic/Latino	<input type="text" value="30"/>	<input type="text"/>	<input type="text" value="25"/>	<input type="text" value="0"/>	<input type="text" value="0"/>	136
American Indian or Alaska Native	<input type="text" value="15"/>	<input type="text"/>	<input type="text" value="38"/>	<input type="text" value="0"/>	<input type="text" value="0"/>	124
Asian	<input type="text" value="12"/>	<input type="text"/>	<input type="text" value="6"/>	<input type="text" value="0"/>	<input type="text" value="0"/>	120
Black or African American	<input type="text" value="12"/>	<input type="text"/>	<input type="text" value="29"/>	<input type="text" value="0"/>	<input type="text" value="0"/>	148
Native Hawaiian or Other Pacific Islander	<input type="text" value="0"/>	<input type="text"/>	<input type="text" value="0"/>	<input type="text" value="0"/>	<input type="text" value="0"/>	2
White	<input type="text" value="132"/>	<input type="text"/>	<input type="text" value="354"/>	<input type="text" value="7"/>	<input type="text" value="7"/>	1,930
Two or more races	<input type="text" value="12"/>	<input type="text"/>	<input type="text" value="15"/>	<input type="text" value="0"/>	<input type="text" value="0"/>	83
Race and ethnicity unknown	<input type="text" value="6"/>	<input type="text"/>	<input type="text" value="7"/>	<input type="text" value="0"/>	<input type="text" value="0"/>	59
Total women	220	0	480	7	7	2,697
Total (men+women)	498	0	591	161	49	5,183

Total from prior year	508		579	162	55	5,186
-----------------------	-----	--	-----	-----	----	-------


Institution: University of Oklahoma-Norman Campus (207500)

User ID: P2075002

Part B2 - Full-time Non-instructional Staff by Occupational Category and Tenure Status

Number of Full-time Non-instructional Staff

As of November 1, 2020

Occupational category	With Faculty Status						Without Faculty Status	Total
	Tenured	On Tenure Track	Not on Tenure Track					
			Multi-year	Annual contract	Less-than-annual contract	Indefinite duration (continuing or at-will)		
Research staff	<input type="text"/>	<input type="text"/>	<input type="text"/>	<input type="text"/>	<input type="text"/>	<input type="text" value="349"/>	<input type="text"/>	349
Public Service staff	<input type="text"/>	<input type="text"/>	<input type="text"/>	<input type="text"/>	<input type="text"/>	<input type="text"/>	<input type="text"/>	0
Archivists, Curators, and Museum Technicians 25-4010	<input type="text" value="1"/>	<input type="text"/>	<input type="text"/>	<input type="text"/>	<input type="text"/>	<input type="text"/>	<input type="text" value="21"/>	22
Librarians and Media Collections Specialists 25-4020	<input type="text" value="15"/>	<input type="text"/>	<input type="text"/>	<input type="text"/>	<input type="text"/>	<input type="text"/>	<input type="text" value="27"/>	42
Library Technicians 25-4030	<input type="text"/>	<input type="text"/>	<input type="text"/>	<input type="text"/>	<input type="text"/>	<input type="text"/>	<input type="text"/>	0
 Student and Academic Affairs and Other Education Services Occupations 25-2000 + 25-3000 + 25-9000	<input type="text"/>	<input type="text"/>	<input type="text"/>	<input type="text"/>	<input type="text"/>	<input type="text"/>	<input type="text" value="404"/>	404
Management Occupations 11-0000	<input type="text" value="4"/>	<input type="text"/>	<input type="text"/>	<input type="text"/>	<input type="text"/>	<input type="text"/>	<input type="text" value="319"/>	323
Business and Financial Operations Occupations 13-0000	<input type="text"/>	<input type="text"/>	<input type="text"/>	<input type="text"/>	<input type="text"/>	<input type="text"/>	<input type="text" value="635"/>	635
Computer, Engineering, and Science Occupations 15-0000 + 17-0000 + 19-0000	<input type="text"/>	<input type="text"/>	<input type="text"/>	<input type="text"/>	<input type="text"/>	<input type="text"/>	<input type="text" value="346"/>	346
Community, Social Service, Legal, Arts, Design, Entertainment, Sports, and Media Occupations 21-0000 + 23-0000 + 27-0000	<input type="text"/>	<input type="text"/>	<input type="text"/>	<input type="text"/>	<input type="text"/>	<input type="text"/>	<input type="text" value="406"/>	406
Healthcare Practitioners and Technical Occupations 29-0000	<input type="text"/>	<input type="text"/>	<input type="text"/>	<input type="text"/>	<input type="text"/>	<input type="text"/>	<input type="text" value="55"/>	55
Total	20	0	0	0	0	349	2,213	2,582
Total from prior year	18					346	2,219	2,583

Institution: University of Oklahoma-Norman Campus (207500)

User ID: P2075002

Part C - Full-time Summary

Summary of Full-time Staff

As of November 1, 2020

- Data will not be generated on this screen until the relevant screens in the previous section have been completed.

Occupational category		With Faculty Status					Without Faculty Status	Total	
		Tenured	On Tenure Track	Not on Tenure Track					
				Multi-year	Annual contract	Less-than-annual contract			Indefinite duration (continuing or at-will)
Primarily Instruction		0	0	206	117	30	0	0	353
	Exclusively credit								0
	Exclusively not-for-credit								0
	Combined credit/not-for-credit			206	117	30			353
Instruction/research/public service staff		731	218						949
Research staff							349		349
Public Service staff									0
Archivists, Curators, and Museum Technicians 25-4010		1						21	22
Librarians and Media Collections Specialists 25-4020		15						27	42
Library Technicians 25-4030									0
Student and Academic Affairs and Other Education Services Occupations 25-2000 + 25-3000 + 25-9000								404	404
Management Occupations 11-0000		4						319	323
Business and Financial Operations Occupations 13-0000								635	635
Computer, Engineering, and Science Occupations 15-0000 + 17-0000 + 19-0000								346	346
Community, Social Service, Legal, Arts, Design, Entertainment, Sports, and Media Occupations 21-0000 + 23-0000 + 27-0000								406	406
Healthcare Practitioners and Technical Occupations 29-0000								55	55
Service Occupations 31-0000 + 33-0000 + 35-0000 + 37-0000 + 39-0000									498
Sales and Related Occupations 41-0000									0
Office and Administrative Support Occupations 43-0000									591
Natural Resources, Construction, and Maintenance Occupations 45-0000 + 47-0000 + 49-0000									161

Production, Transportation, and Material Moving Occupations 51-0000 + 53-0000	49
Total	5,183

Institution: University of Oklahoma-Norman Campus (207500)

User ID: P2075002

Part G1 - Salaries Worksheet

Number of Full-time Instructional Staff For Calculation of Total Number of Months

Annual Salary, 2020-21

- Report the number of instructional staff based on the number of months to be worked
- Months reported should correspond with the number of months that staff worked (which may differ from the number of months over which they are paid)
- Include ONLY full-time instructional staff
- Include instructional staff *with* faculty status and *without* faculty status
- Include instructional staff regardless of tenure status

Men

Gender and academic rank	Months worked					Total Staff	Total staff for salary reporting
	12 months	11 months	10 months	9 months	< 9 months		
Professors	70			224		294	294
Associate professors	32			196		228	228
Assistant professors	15			126		141	141
Instructors	26			21	4	51	47
Lecturers	26			37	4	67	63
No academic rank						0	0
Total men	169	0	0	604	8	781	773
Total men full-time instructional staff from Part A						781	

Women

Gender and academic rank	Months worked					Total Staff	Total staff for salary reporting
	12 months	11 months	10 months	9 months	< 9 months		
Professors	29			85		114	114
Associate professors	23			117		140	140
Assistant professors	24			104		128	128
Instructors	45			30	13	88	75
Lecturers	24			18	9	51	42
No academic rank						0	0
Total women	145	0	0	354	22	521	499
Total women full-time instructional staff from Part A						521	

Total (men+women)	314	0	0	958	30	1,302	1,272
Total (men+women) full-time instructional staff from Part A						1,302	

Institution: University of Oklahoma-Norman Campus (207500)

User ID: P2075002

Part G2 - Salary Outlays for Instructional Staff

Salary Outlays for Full-time Instructional Staff

Annual Salary Outlays, 2020-21

- Report the TOTAL ANNUAL salary outlays for the full-time instructional staff reported in the 12 months, 11 months, 10 months, and 9 months columns on the previous screen, Part G1 – Salaries Worksheet
- Using the TOTAL ANNUAL salary outlays data provided, the system will calculate the Equated 9 months by academic rank and gender.

Men

Gender and academic rank	Total staff for salary reporting (from Part G, screen 1)	Salary Outlays				
		12 months	11 months	10 months	9 months	Equated 9 months
Professors	294	14,660,439			29,869,887	40,865,216
Associate professors	228	4,114,115			17,772,010	20,857,596
Assistant professors	141	1,388,030			11,360,405	12,401,428
Instructors	47	1,778,702			979,248	2,313,275
Lecturers	63	1,585,048			2,064,546	3,253,332
No academic rank	0					0
Total men	773	23,526,334	0	0	62,046,096	79,690,847

Women

Gender and academic rank	Total staff for salary reporting (from Part G, screen 1)	Salary Outlays				
		12 months	11 months	10 months	9 months	Equated 9 months
Professors	114	4,546,887			9,809,850	13,220,015
Associate professors	140	2,678,633			9,763,400	11,772,375
Assistant professors	128	1,888,210			8,819,211	10,235,369
Instructors	75	2,220,998			1,351,226	3,016,975
Lecturers	42	1,269,063			860,080	1,811,877
No academic rank	0					0
Total women	499	12,603,791	0	0	30,603,767	40,056,610
Total (men + women)	1,272	36,130,125	0	0	92,649,863	119,747,457

Institution: University of Oklahoma-Norman Campus (207500)

User ID: P2075002

Part G3 - Average Salaries for Instructional Staff by Academic Rank

Average Salary by academic rank for Full-time Instructional Staff

Annual Average Salaries, 2020-21

Men

Gender and academic rank	Total staff for salary reporting (from Part G, screen 1)	Annual Average Salaries				
		12 months	11 months	10 months	9 months	 Equated 9 months
Professors	294	209,435			133,348	138,997
Associate professors	228	128,566			90,674	91,481
Assistant professors	141	92,535			90,162	87,953
Instructors	47	68,412			46,631	49,219
Lecturers	63	60,963			55,799	51,640
No academic rank	0					
Total men	773	139,209			102,725	103,093

Women

Gender and academic rank	Total staff for salary reporting (from Part G, screen 1)	Annual Average Salaries				
		12 months	11 months	10 months	9 months	 Equated 9 months
Professors	114	156,789			115,410	115,965
Associate professors	140	116,462			83,448	84,088
Assistant professors	128	78,675			84,800	79,964
Instructors	75	49,356			45,041	40,226
Lecturers	42	52,878			47,782	43,140
No academic rank	0					
Total women	499	86,923			86,451	80,274

Total (men+women)	1,272	115,064			96,712	94,141
--------------------------	--------------	----------------	--	--	---------------	---------------



Institution: University of Oklahoma-Norman Campus (207500)

User ID: P2075002

Part G4 - Salary Outlays for Non-instructional Staff

Salary Outlays for **Full-time Non-instructional Staff**

Annual Salary Outlays, 2020-21

Occupational category	 Number of full-time staff (carried forward from the Part B - FT, non-instructional staff screens)	 Total annual salary outlays
<u>Research staff</u>	349	22,480,899
<u>Public Service staff</u>	0	
<u>Library and Student and Academic Affairs and Other Education Services Occupations</u> 25-4000 + 25-2000 + 25-3000 + 25-9000	468	22,558,238
<u>Management Occupations</u> 11-0000	323	33,930,678
<u>Business and Financial Operations Occupations</u> 13-0000	635	34,677,710
<u>Computer, Engineering, and Science Occupations</u> 15-0000 + 17-0000 + 19-0000	346	21,996,420
<u>Community, Social Service, Legal, Arts, Design, Entertainment, Sports, and Media Occupations</u> 21-0000 + 23-0000 + 27-0000	406	26,585,588
<u>Healthcare Practitioners and Technical Occupations</u> 29-0000	55	4,624,259
<u>Service Occupations</u> 31-0000 + 33-0000 + 35-0000 + 37-0000 + 39-0000	498	14,655,258
<u>Sales and Related Occupations</u> 41-0000	0	
<u>Office and Administrative Support Occupations</u> 43-0000	591	20,235,538
<u>Natural Resources, Construction, and Maintenance Occupations</u> 45-0000 + 47-0000 + 49-0000	161	6,881,902
<u>Production, Transportation, and Material Moving Occupations</u> 51-0000 + 53-0000	49	1,659,068

Institution: University of Oklahoma-Norman Campus (207500)

User ID: P2075002

Part D - Part-time Staff by Occupational Category

Number of Part-time Staff by Occupational Category

As of November 1, 2020

- Report Hispanic/Latino individuals of any race as Hispanic/Latino
- Report race for non-Hispanic/Latino individuals only

Men

Race/ethnicity	Instructional staff	Research staff	Public Service staff
<u>Nonresident alien</u>	<input type="text" value="3"/>	<input type="text" value="6"/>	<input type="text"/>
<u>Hispanic/Latino</u>	<input type="text" value="1"/>	<input type="text" value="2"/>	<input type="text"/>
<u>American Indian or Alaska Native</u>	<input type="text" value="6"/>	<input type="text" value="0"/>	<input type="text"/>
<u>Asian</u>	<input type="text" value="6"/>	<input type="text" value="4"/>	<input type="text"/>
<u>Black or African American</u>	<input type="text" value="5"/>	<input type="text" value="1"/>	<input type="text"/>
<u>Native Hawaiian or Other Pacific Islander</u>	<input type="text" value="0"/>	<input type="text" value="0"/>	<input type="text"/>
<u>White</u>	<input type="text" value="103"/>	<input type="text" value="11"/>	<input type="text"/>
Two or more races	<input type="text" value="2"/>	<input type="text" value="0"/>	<input type="text"/>
<u>Race and ethnicity unknown</u>	<input type="text" value="2"/>	<input type="text" value="0"/>	<input type="text"/>
Total men	128	24	0

Women

Race/ethnicity	Instructional staff	Research staff	Public Service staff
Nonresident alien	<input type="text" value="3"/>	<input type="text" value="0"/>	<input type="text"/>
Hispanic/Latino	<input type="text" value="5"/>	<input type="text" value="0"/>	<input type="text"/>
American Indian or Alaska Native	<input type="text" value="6"/>	<input type="text" value="0"/>	<input type="text"/>
Asian	<input type="text" value="6"/>	<input type="text" value="2"/>	<input type="text"/>
Black or African American	<input type="text" value="14"/>	<input type="text" value="0"/>	<input type="text"/>
Native Hawaiian or Other Pacific Islander	<input type="text" value="0"/>	<input type="text" value="0"/>	<input type="text"/>
White	<input type="text" value="105"/>	<input type="text" value="15"/>	<input type="text"/>
Two or more races	<input type="text" value="12"/>	<input type="text" value="0"/>	<input type="text"/>
Race and ethnicity unknown	<input type="text" value="0"/>	<input type="text" value="0"/>	<input type="text"/>
Total women	151	17	0

Total (men+women)	279	41	0
Total from prior year	281	54	

Institution: University of Oklahoma-Norman Campus (207500)

User ID: P2075002

Part D - Part-time Staff by Occupational Category

Number of Part-time Staff by Occupational Category

As of November 1, 2020

- Report Hispanic/Latino individuals of any race as Hispanic/Latino
- Report race for non-Hispanic/Latino individuals only

Men

Race/ethnicity	Archivists, Curators, and Museum Technicians 25-4010	Librarians and Media Collections Specialists 25-4020	Library Technicians 25-4030	Student and Academic Affairs and Other Education Services Occupations 25-2000 + 25-3000 + 25-9000	Library and Student and Academic Affairs and Other Education Services Occupations
Nonresident alien	<input type="text"/>	<input type="text" value="0"/>	<input type="text"/>	<input type="text" value="0"/>	<input type="text" value="0"/>
Hispanic/Latino	<input type="text"/>	<input type="text" value="0"/>	<input type="text"/>	<input type="text" value="0"/>	<input type="text" value="0"/>
American Indian or Alaska Native	<input type="text"/>	<input type="text" value="0"/>	<input type="text"/>	<input type="text" value="0"/>	<input type="text" value="0"/>
Asian	<input type="text"/>	<input type="text" value="0"/>	<input type="text"/>	<input type="text" value="0"/>	<input type="text" value="0"/>
Black or African American	<input type="text"/>	<input type="text" value="0"/>	<input type="text"/>	<input type="text" value="0"/>	<input type="text" value="0"/>
Native Hawaiian or Other Pacific Islander	<input type="text"/>	<input type="text" value="0"/>	<input type="text"/>	<input type="text" value="0"/>	<input type="text" value="0"/>
White	<input type="text"/>	<input type="text" value="0"/>	<input type="text"/>	<input type="text" value="1"/>	<input type="text" value="1"/>
Two or more races	<input type="text"/>	<input type="text" value="0"/>	<input type="text"/>	<input type="text" value="0"/>	<input type="text" value="0"/>
Race and ethnicity unknown	<input type="text"/>	<input type="text" value="0"/>	<input type="text"/>	<input type="text" value="0"/>	<input type="text" value="0"/>
Total men	0	0	0	1	1

Women

Race/ethnicity	Archivists, Curators, and Museum Technicians 25-4010	Librarians and Media Collections Specialists 25-4020	Library Technicians 25-4030	Student and Academic Affairs and Other Education Services Occupations 25-2000 + 25-3000 + 25-9000	Library and Student and Academic Affairs and Other Education Services Occupations
Nonresident alien	<input type="text"/>	<input type="text" value="0"/>	<input type="text"/>	<input type="text" value="0"/>	<input type="text" value="0"/>
Hispanic/Latino	<input type="text"/>	<input type="text" value="0"/>	<input type="text"/>	<input type="text" value="1"/>	<input type="text" value="1"/>
American Indian or Alaska Native	<input type="text"/>	<input type="text" value="0"/>	<input type="text"/>	<input type="text" value="0"/>	<input type="text" value="0"/>
Asian	<input type="text"/>	<input type="text" value="0"/>	<input type="text"/>	<input type="text" value="0"/>	<input type="text" value="0"/>
Black or African American	<input type="text"/>	<input type="text" value="0"/>	<input type="text"/>	<input type="text" value="1"/>	<input type="text" value="1"/>
Native Hawaiian or Other Pacific Islander	<input type="text"/>	<input type="text" value="0"/>	<input type="text"/>	<input type="text" value="0"/>	<input type="text" value="0"/>
White	<input type="text"/>	<input type="text" value="1"/>	<input type="text"/>	<input type="text" value="8"/>	<input type="text" value="9"/>
Two or more races	<input type="text"/>	<input type="text" value="0"/>	<input type="text"/>	<input type="text" value="0"/>	<input type="text" value="0"/>
Race and ethnicity unknown	<input type="text"/>	<input type="text" value="0"/>	<input type="text"/>	<input type="text" value="0"/>	<input type="text" value="0"/>
Total women	0	1	0	10	11
Total (men+women)	0	1	0	11	12
Total from prior year				10	10

Institution: University of Oklahoma-Norman Campus (207500)

User ID: P2075002

Part D - Part-time Staff by Occupational Category

Number of Part-time Staff

As of November 1, 2020

- Report Hispanic/Latino individuals of any race as Hispanic/Latino
- Report race for non-Hispanic/Latino individuals only

Men

Race/ethnicity	Management Occupations 11-0000	Business and Financial Operations Occupations 13-0000	Computer, Engineering, and Science Occupations 15-0000 + 17-0000 + 19-0000	Community, Social Service, Legal, Arts, Design, Entertainment, Sports, and Media Occupations 21-0000 + 23-0000 + 27-0000	Healthcare Practitioners and Technical Occupations 29-0000
Nonresident alien	0	0	0	0	0
Hispanic/Latino	0	0	0	0	0
American Indian or Alaska Native	0	1	0	0	0
Asian	0	0	0	1	0
Black or African American	0	1	0	1	0
Native Hawaiian or Other Pacific Islander	0	0	0	0	0
White	4	15	6	1	1
Two or more races	0	2	0	1	0
Race and ethnicity unknown	0	0	0	0	1
Total men	4	19	6	4	2

Women

Race/ethnicity	Management Occupations 11-0000	Business and Financial Operations Occupations 13-0000	Computer, Engineering, and Science Occupations 15-0000 + 17-0000 + 19-0000	Community, Social Service, Legal, Arts, Design, Entertainment, Sports, and Media Occupations 21-0000 + 23-0000 + 27-0000	Healthcare Practitioners and Technical Occupations 29-0000
Nonresident alien	0	0	0	0	0
Hispanic/Latino	0	0	0	0	0
American Indian or Alaska Native	0	0	0	0	0
Asian	2	0	2	0	1
Black or African American	0	0	0	0	0
Native Hawaiian or Other Pacific Islander	0	0	0	0	0
White	2	12	2	2	6
Two or more races	0	0	0	0	0
Race and ethnicity unknown	0	1	0	0	0
Total women	4	13	4	2	7

Total (men+women)	8	32	10	6	9
Total from prior year	7	38	11	4	9

Institution: University of Oklahoma-Norman Campus (207500)

User ID: P2075002

Part D - Part-time Staff by Occupational Category

Number of Part-time Staff

As of November 1, 2020

- Report Hispanic/Latino individuals of any race as Hispanic/Latino
- Report race for non-Hispanic/Latino individuals only

Men

Race/ethnicity	Service Occupations 31-0000 + 33-0000 + 35-0000 + 37-0000 + 39-0000	Sales and Related Occupations 41-0000	Office and Administrative Support Occupations 43-0000	Natural Resources, Construction, and Maintenance Occupations 45-0000 + 47-0000 + 49-0000	Production, Transportation, and Material Moving Occupations 51-0000 + 53-0000	Grand Total (All part-time staff)
Nonresident alien	<input type="text" value="0"/>	<input type="text"/>	<input type="text" value="0"/>	<input type="text" value="0"/>	<input type="text"/>	9
Hispanic/Latino	<input type="text" value="0"/>	<input type="text"/>	<input type="text" value="0"/>	<input type="text" value="0"/>	<input type="text"/>	3
American Indian or Alaska Native	<input type="text" value="0"/>	<input type="text"/>	<input type="text" value="0"/>	<input type="text" value="0"/>	<input type="text"/>	7
Asian	<input type="text" value="0"/>	<input type="text"/>	<input type="text" value="0"/>	<input type="text" value="0"/>	<input type="text"/>	11
Black or African American	<input type="text" value="0"/>	<input type="text"/>	<input type="text" value="1"/>	<input type="text" value="0"/>	<input type="text"/>	9
Native Hawaiian or Other Pacific Islander	<input type="text" value="0"/>	<input type="text"/>	<input type="text" value="0"/>	<input type="text" value="0"/>	<input type="text"/>	0
White	<input type="text" value="2"/>	<input type="text"/>	<input type="text" value="2"/>	<input type="text" value="1"/>	<input type="text"/>	147
Two or more races	<input type="text" value="0"/>	<input type="text"/>	<input type="text" value="0"/>	<input type="text" value="0"/>	<input type="text"/>	5
Race and ethnicity unknown	<input type="text" value="0"/>	<input type="text"/>	<input type="text" value="0"/>	<input type="text" value="0"/>	<input type="text"/>	3
Total men	2	0	3	1	0	194

Women

Race/ethnicity	Service Occupations 31-0000 + 33-0000 + 35-0000 + 37-0000 + 39-0000	Sales and Related Occupations 41-0000	Office and Administrative Support Occupations 43-0000	Natural Resources, Construction, and Maintenance Occupations 45-0000 + 47-0000 + 49-0000	Production, Transportation, and Material Moving Occupations 51-0000 + 53-0000	Grand Total (All part-time staff)
Nonresident alien	<input type="text" value="0"/>	<input type="text"/>	<input type="text" value="0"/>	<input type="text" value="0"/>	<input type="text"/>	3
Hispanic/Latino	<input type="text" value="0"/>	<input type="text"/>	<input type="text" value="1"/>	<input type="text" value="0"/>	<input type="text"/>	7
American Indian or Alaska Native	<input type="text" value="0"/>	<input type="text"/>	<input type="text" value="0"/>	<input type="text" value="0"/>	<input type="text"/>	6
Asian	<input type="text" value="0"/>	<input type="text"/>	<input type="text" value="0"/>	<input type="text" value="0"/>	<input type="text"/>	13
Black or African American	<input type="text" value="0"/>	<input type="text"/>	<input type="text" value="4"/>	<input type="text" value="0"/>	<input type="text"/>	19
Native Hawaiian or Other Pacific Islander	<input type="text" value="0"/>	<input type="text"/>	<input type="text" value="0"/>	<input type="text" value="0"/>	<input type="text"/>	0
White	<input type="text" value="1"/>	<input type="text"/>	<input type="text" value="28"/>	<input type="text" value="0"/>	<input type="text"/>	182
Two or more races	<input type="text" value="0"/>	<input type="text"/>	<input type="text" value="2"/>	<input type="text" value="0"/>	<input type="text"/>	14
Race and ethnicity unknown	<input type="text" value="0"/>	<input type="text"/>	<input type="text" value="1"/>	<input type="text" value="0"/>	<input type="text"/>	2
Total women	1	0	36	0	0	246

Total (men+women)	3	0	39	1	0	440
--------------------------	----------	----------	-----------	----------	----------	------------

Total from prior year	4		46	3		467
-----------------------	---	--	----	---	--	-----

Institution: University of Oklahoma-Norman Campus (207500)

User ID: P2075002

Part D - Graduate assistants

Number of Graduate Assistants

As of November 1, 2020

- Report Hispanic/Latino individuals of any race as Hispanic/Latino
- Report race for non-Hispanic/Latino individuals only

Men

Race/ethnicity	Teaching 25-9044	Research	Other 11-0000, 13-0000, 15-0000, 17-0000, 19-0000, 21-0000, 23-0000, 27-0000, 25-4000, 25-4010, 25-4020, 25-4030, 25-2000, 25-3000, 25-9000, 29-0000	Total
Nonresident alien	154	162		316
Hispanic/Latino	28	19		47
American Indian or Alaska Native	9	4		13
Asian	17	11		28
Black or African American	11	9		20
Native Hawaiian or Other Pacific Islander	0	1		1
White	251	188		439
Two or more races	15	8		23
Race and ethnicity unknown	3	3		6
Total men	488	405	0	893

Women

Race/ethnicity	Teaching 25-9044	Research	Other 11-0000, 13-0000, 15-0000, 17-0000, 19-0000, 21-0000, 23-0000, 27-0000, 25-4000, 25-4010, 25-4020, 25-4030, 25-2000, 25-3000, 25-9000, 29-0000	Total
Nonresident alien	115	89		204
Hispanic/Latino	17	14		31
American Indian or Alaska Native	9	5		14
Asian	14	8		22
Black or African American	14	17		31
Native Hawaiian or Other Pacific Islander	0	1		1
White	211	172		383
Two or more races	13	18		31
Race and ethnicity unknown	3	1		4
Total women	396	325	0	721

Total (men+women)	884	730	0	1,614
Total from prior year	880	890		1,770

Institution: University of Oklahoma-Norman Campus (207500)

User ID: P2075002

Part E - Part-time Staff by Occupational Category and Tenure Status

Number of Part-time Staff

As of November 1, 2020

Occupational category		With Faculty Status						Without Faculty Status	Total
		Tenured	On Tenure Track	Not on Tenure Track					
				Multi-year	Annual contract	Less-than-annual contract	Indefinite duration (continuing or at-will)		
Primarily Instruction		0	0	2	51	224	0	0	277
	 Exclusively credit	<input type="text"/>	<input type="text"/>	<input type="text"/>	<input type="text"/>	<input type="text"/>	<input type="text"/>	<input type="text"/>	0
	 Exclusively not-for-credit	<input type="text"/>	<input type="text"/>	<input type="text"/>	<input type="text"/>	<input type="text"/>	<input type="text"/>	<input type="text"/>	0
	Combined credit/not-for-credit	<input type="text"/>	<input type="text"/>	<input type="text" value="2"/>	<input type="text" value="51"/>	<input type="text" value="224"/>	<input type="text"/>	<input type="text"/>	277
Instruction/research /public service staff		<input type="text" value="2"/>	<input type="text" value="0"/>	<input type="text"/>	<input type="text"/>	<input type="text"/>	<input type="text"/>	<input type="text"/>	2
Research staff		<input type="text"/>	<input type="text"/>	<input type="text"/>	<input type="text"/>	<input type="text"/>	<input type="text" value="41"/>	<input type="text"/>	41
Public Service staff		<input type="text"/>	<input type="text"/>	<input type="text"/>	<input type="text"/>	<input type="text"/>	<input type="text"/>	<input type="text"/>	0
Archivists, Curators, and Museum Technicians 25-4010		<input type="text"/>	<input type="text"/>	<input type="text"/>	<input type="text"/>	<input type="text"/>	<input type="text"/>	<input type="text"/>	0
Librarians and Media Collections Specialists 25-4020		<input type="text"/>	<input type="text"/>	<input type="text"/>	<input type="text"/>	<input type="text"/>	<input type="text"/>	<input type="text" value="1"/>	1
Library Technicians 25-4030		<input type="text"/>	<input type="text"/>	<input type="text"/>	<input type="text"/>	<input type="text"/>	<input type="text"/>	<input type="text"/>	0
 Student and Academic Affairs and Other Education Services Occupations 25-2000 + 25-3000 + 25-9000		<input type="text"/>	<input type="text"/>	<input type="text"/>	<input type="text"/>	<input type="text"/>	<input type="text"/>	<input type="text" value="11"/>	11
Management Occupations 11-0000		<input type="text"/>	<input type="text"/>	<input type="text"/>	<input type="text"/>	<input type="text"/>	<input type="text"/>	<input type="text" value="8"/>	8
Business and Financial Operations Occupations 13-0000		<input type="text"/>	<input type="text"/>	<input type="text"/>	<input type="text"/>	<input type="text"/>	<input type="text"/>	<input type="text" value="32"/>	32
Computer, Engineering, and Science Occupations 15-0000 + 17-0000 + 19-0000		<input type="text"/>	<input type="text"/>	<input type="text"/>	<input type="text"/>	<input type="text"/>	<input type="text"/>	<input type="text" value="10"/>	10
Community, Social Service, Legal, Arts, Design, Entertainment, Sports, and Media Occupations 21-0000 + 23-0000 + 27-0000		<input type="text"/>	<input type="text"/>	<input type="text"/>	<input type="text"/>	<input type="text"/>	<input type="text"/>	<input type="text" value="6"/>	6
Healthcare Practitioners and Technical Occupations 29-0000		<input type="text"/>	<input type="text"/>	<input type="text"/>	<input type="text"/>	<input type="text"/>	<input type="text"/>	<input type="text" value="9"/>	9

Total	2	<input checked="" type="checkbox"/> 0	2	51	224	41	77	397
Total from prior year	3	2	2	68	206	54	79	414

Institution: University of Oklahoma-Norman Campus (207500)

User ID: P2075002

Part F - Part-time Summary

Summary of Part-time Staff

As of November 1, 2020

Occupational category		With Faculty Status					Without Faculty Status	Total	
		Tenured	On Tenure Track	Not on Tenure Track					
				Multi-year	Annual contract	Less-than-annual contract			Indefinite duration (continuing or at-will)
Primarily Instruction		0	0	2	51	224	0	0	277
	Exclusively credit								0
	Exclusively not-for-credit								0
	Combined credit/not-for-credit			2	51	224			277
Instruction/research/public service staff		2	0						2
Research staff							41		41
Public Service staff									0
Archivists, Curators, and Museum Technicians 25-4010									0
Librarians and Media Collections Specialists 25-4020								1	1
Library Technicians 25-4030									0
Student and Academic Affairs and Other Education Services Occupations 25-2000 + 25-3000 + 25-9000								11	11
Management Occupations 11-0000								8	8
Business and Financial Operations Occupations 13-0000								32	32
Computer, Engineering, and Science Occupations 15-0000 + 17-0000 + 19-0000								10	10
Community, Social Service, Legal, Arts, Design, Entertainment, Sports, and Media Occupations 21-0000 + 23-0000 + 27-0000								6	6
Healthcare Practitioners and Technical Occupations 29-0000								9	9
Service Occupations 31-0000 + 33-0000 + 35-0000 + 37-0000 + 39-0000									3
Sales and Related Occupations 41-0000									0
Office and Administrative Support Occupations 43-0000									39
Natural Resources, Construction, and Maintenance Occupations 45-0000 + 47-0000 + 49-0000									1
Production, Transportation, and Material Moving Occupations 51-0000 + 53-0000									0

Graduate Assistants		1,614
	Teaching 25-9044	884
	Research	730
	Other 11-0000, 13-0000, 15-0000, 17-0000, 19-0000, 21-0000, 23-0000, 27-0000, 25-4000, 25-4010, 25-4020, 25-4030, 25-2000, 25-3000, 25-9000, 29-0000	0
Total		2,054

Institution: University of Oklahoma-Norman Campus (207500)

User ID: P2075002

Part H - New Hires, Full-time Instructional Staff by Tenure Status

Number of Newly Hired Full-time Permanent Instructional Staff

(Hired full-time between November 1, 2019 - October 31, 2020)

- Report Hispanic/Latino individuals of any race as Hispanic/Latino
- Report race for non-Hispanic/Latino individuals only
- Include Primarily Instruction and Instruction Combined with Research and Public Service

Men

Race/ethnicity	With <u>Faculty Status</u>						Without Faculty Status	Total
	<u>Tenured</u>	<u>On Tenure Track</u>	<u>Not on Tenure Track</u>					
			<u>Multi-year</u>	<u>Annual contract</u>	<u>Less-than- annual contract</u>	<u>Indefinite duration (continuing or at- will)</u>		
<u>Nonresident alien</u>	<input type="text" value="0"/>	<input type="text" value="7"/>	<input type="text" value="0"/>	<input type="text" value="2"/>	<input type="text" value="0"/>	<input type="text"/>	<input type="text"/>	9
Hispanic/Latino	<input type="text" value="0"/>	<input type="text" value="0"/>	<input type="text" value="0"/>	<input type="text" value="0"/>	<input type="text" value="0"/>	<input type="text"/>	<input type="text"/>	0
<u>American Indian or Alaska Native</u>	<input type="text" value="0"/>	<input type="text" value="0"/>	<input type="text" value="0"/>	<input type="text" value="0"/>	<input type="text" value="0"/>	<input type="text"/>	<input type="text"/>	0
Asian	<input type="text" value="0"/>	<input type="text" value="3"/>	<input type="text" value="0"/>	<input type="text" value="1"/>	<input type="text" value="0"/>	<input type="text"/>	<input type="text"/>	4
<u>Black or African American</u>	<input type="text" value="0"/>	<input type="text" value="0"/>	<input type="text" value="0"/>	<input type="text" value="1"/>	<input type="text" value="0"/>	<input type="text"/>	<input type="text"/>	1
<u>Native Hawaiian or Other Pacific Islander</u>	<input type="text" value="0"/>	<input type="text" value="0"/>	<input type="text" value="0"/>	<input type="text" value="0"/>	<input type="text" value="0"/>	<input type="text"/>	<input type="text"/>	0
White	<input type="text" value="5"/>	<input type="text" value="2"/>	<input type="text" value="1"/>	<input type="text" value="4"/>	<input type="text" value="0"/>	<input type="text"/>	<input type="text"/>	12
Two or more races	<input type="text" value="0"/>	<input type="text" value="0"/>	<input type="text" value="0"/>	<input type="text" value="0"/>	<input type="text" value="0"/>	<input type="text"/>	<input type="text"/>	0
<u>Race and ethnicity unknown</u>	<input type="text" value="0"/>	<input type="text" value="2"/>	<input type="text" value="1"/>	<input type="text" value="0"/>	<input type="text" value="0"/>	<input type="text"/>	<input type="text"/>	3
Total men	5	14	2	8	0	0	0	29

Women

Race/ethnicity	With Faculty Status						Without Faculty Status	Total
	Tenured	On Tenure Track	Not on Tenure Track					
			Multi-year	Annual contract	Less-than-annual contract	Indefinite duration (continuing or at-will)		
Nonresident alien	0	5	0	1	0			6
Hispanic/Latino	0	0	1	0	0			1
American Indian or Alaska Native	1	1	0	0	0			2
Asian	0	5	0	1	0			6
Black or African American	1	1	0	0	0			2
Native Hawaiian or Other Pacific Islander	0	0	0	0	0			0
White	3	4	2	3	1			13
Two or more races	0	0	0	0	0			0
Race and ethnicity unknown	0	4	0	0	0			4
Total women	5	20	3	5	1	0	0	34

Total (men+women)	10	34	5	13	1	0	0	63
-------------------	----	----	---	----	---	---	---	----

Institution: University of Oklahoma-Norman Campus (207500)

User ID: P2075002

Part H - New Hires, Full-time Staff by Occupational Category

Number of Newly Hired Full-time Staff

(Hired full-time between November 1, 2019 - October 31, 2020)

- Report Hispanic/Latino individuals of any race as Hispanic/Latino
- Report race for non-Hispanic/Latino individuals only

Men

Race/ethnicity	Instructional Staff (from Part H, screen 1)	Research staff	Public Service staff	Library and Student and Academic Affairs and Other Education Services Occupations 25-4000 + 25-2000 + 25-3000 + 25-9000
Nonresident alien	9	16		0
Hispanic/Latino	0	1		0
American Indian or Alaska Native	0	0		0
Asian	4	3		0
Black or African American	1	1		0
Native Hawaiian or Other Pacific Islander	0	0		0
White	12	14		9
Two or more races	0	0		0
Race and ethnicity unknown	3	0		0
Total men	29	35	0	9

Women

Race/ethnicity	Instructional Staff (from Part H, screen 1)	Research staff	Public Service staff	Library and Student and Academic Affairs and Other Education Services Occupations 25-4000 + 25-2000 + 25-3000 + 25-9000
Nonresident alien	6	9		0
Hispanic/Latino	1	0		0
American Indian or Alaska Native	2	0		2
Asian	6	1		1
Black or African American	2	0		4
Native Hawaiian or Other Pacific Islander	0	0		0
White	13	10		24
Two or more races	0	1		3
Race and ethnicity unknown	4	0		0
Total women	34	21	0	34
Total (men+women)	63	56	0	43

Institution: University of Oklahoma-Norman Campus (207500)

User ID: P2075002

Part H - New Hires, Full-time Staff by Occupational Category

Number of Newly Hired Full-time Staff

(Hired full-time between November 1, 2019 - October 31, 2020)

- Report Hispanic/Latino individuals of any race as Hispanic/Latino
- Report race for non-Hispanic/Latino individuals only

Men

Race/ethnicity	Management Occupations 11-0000	Business and Financial Operations Occupations 13-0000	Computer, Engineering, and Science Occupations 15-0000 + 17-0000 + 19-0000	Community, Social Service, Legal, Arts, Design, Entertainment, Sports, and Media Occupations 21-0000 + 23-0000 + 27-0000	Healthcare Practitioners and Technical Occupations 29-0000
Nonresident alien	<input type="text" value="0"/>	<input type="text" value="0"/>	<input type="text" value="1"/>	<input type="text" value="0"/>	<input type="text" value="0"/>
Hispanic/Latino	<input type="text" value="0"/>	<input type="text" value="0"/>	<input type="text" value="0"/>	<input type="text" value="1"/>	<input type="text" value="0"/>
American Indian or Alaska Native	<input type="text" value="0"/>	<input type="text" value="1"/>	<input type="text" value="0"/>	<input type="text" value="0"/>	<input type="text" value="0"/>
Asian	<input type="text" value="0"/>	<input type="text" value="0"/>	<input type="text" value="0"/>	<input type="text" value="0"/>	<input type="text" value="0"/>
Black or African American	<input type="text" value="3"/>	<input type="text" value="2"/>	<input type="text" value="1"/>	<input type="text" value="5"/>	<input type="text" value="0"/>
Native Hawaiian or Other Pacific Islander	<input type="text" value="0"/>	<input type="text" value="0"/>	<input type="text" value="0"/>	<input type="text" value="0"/>	<input type="text" value="0"/>
White	<input type="text" value="4"/>	<input type="text" value="9"/>	<input type="text" value="1"/>	<input type="text" value="4"/>	<input type="text" value="0"/>
Two or more races	<input type="text" value="0"/>	<input type="text" value="1"/>	<input type="text" value="2"/>	<input type="text" value="0"/>	<input type="text" value="2"/>
Race and ethnicity unknown	<input type="text" value="0"/>	<input type="text" value="0"/>	<input type="text" value="1"/>	<input type="text" value="0"/>	<input type="text" value="0"/>
Total men	7	13	6	10	2

Women

Race/ethnicity	Management Occupations 11-0000	Business and Financial Operations Occupations 13-0000	Computer, Engineering, and Science Occupations 15-0000 + 17-0000 + 19-0000	Community, Social Service, Legal, Arts, Design, Entertainment, Sports, and Media Occupations 21-0000 + 23-0000 + 27-0000	Healthcare Practitioners and Technical Occupations 29-0000
Nonresident alien	<input type="text" value="0"/>	<input type="text" value="0"/>	<input type="text" value="0"/>	<input type="text" value="1"/>	<input type="text" value="0"/>
Hispanic/Latino	<input type="text" value="1"/>	<input type="text" value="3"/>	<input type="text" value="0"/>	<input type="text" value="1"/>	<input type="text" value="0"/>
American Indian or Alaska Native	<input type="text" value="0"/>	<input type="text" value="0"/>	<input type="text" value="0"/>	<input type="text" value="0"/>	<input type="text" value="1"/>
Asian	<input type="text" value="1"/>	<input type="text" value="1"/>	<input type="text" value="0"/>	<input type="text" value="1"/>	<input type="text" value="0"/>
Black or African American	<input type="text" value="3"/>	<input type="text" value="5"/>	<input type="text" value="0"/>	<input type="text" value="4"/>	<input type="text" value="1"/>
Native Hawaiian or Other Pacific Islander	<input type="text" value="0"/>	<input type="text" value="0"/>	<input type="text" value="0"/>	<input type="text" value="0"/>	<input type="text" value="0"/>
White	<input type="text" value="8"/>	<input type="text" value="12"/>	<input type="text" value="1"/>	<input type="text" value="15"/>	<input type="text" value="2"/>
Two or more races	<input type="text" value="0"/>	<input type="text" value="2"/>	<input type="text" value="0"/>	<input type="text" value="0"/>	<input type="text" value="0"/>
Race and ethnicity unknown	<input type="text" value="1"/>	<input type="text" value="0"/>	<input type="text" value="2"/>	<input type="text" value="0"/>	<input type="text" value="0"/>
Total women	14	23	3	22	4
Total (men+women)	21	36	9	32	6

Institution: University of Oklahoma-Norman Campus (207500)

User ID: P2075002

Part H - New Hires, Full-time Staff by Occupational Category

Number of Newly Hired Full-time Staff

(Hired full-time between November 1, 2019 - October 31, 2020)

- Report Hispanic/Latino individuals of any race as Hispanic/Latino
- Report race for non-Hispanic/Latino individuals only

Men

Race/ethnicity	Service Occupations 31-0000 + 33-0000 + 35-0000 + 37-0000 + 39-0000	Sales and Related Occupations 41-0000	Office and Administrative Support Occupations 43-0000	Natural Resources, Construction, and Maintenance Occupations 45-0000 + 47-0000 + 49-0000	Production, Transportation, and Material Moving Occupations 51-0000 + 53-0000	Grand Total (All full-time new hires)
Nonresident alien	<input type="text" value="0"/>	<input type="text"/>	<input type="text" value="0"/>	<input type="text" value="0"/>	<input type="text" value="0"/>	26
Hispanic/Latino	<input type="text" value="1"/>	<input type="text"/>	<input type="text" value="1"/>	<input type="text" value="1"/>	<input type="text" value="0"/>	5
American Indian or Alaska Native	<input type="text" value="4"/>	<input type="text"/>	<input type="text" value="0"/>	<input type="text" value="2"/>	<input type="text" value="0"/>	7
Asian	<input type="text" value="1"/>	<input type="text"/>	<input type="text" value="0"/>	<input type="text" value="0"/>	<input type="text" value="0"/>	8
Black or African American	<input type="text" value="0"/>	<input type="text"/>	<input type="text" value="1"/>	<input type="text" value="0"/>	<input type="text" value="0"/>	14
Native Hawaiian or Other Pacific Islander	<input type="text" value="1"/>	<input type="text"/>	<input type="text" value="0"/>	<input type="text" value="0"/>	<input type="text" value="0"/>	1
White	<input type="text" value="17"/>	<input type="text"/>	<input type="text" value="9"/>	<input type="text" value="5"/>	<input type="text" value="1"/>	85
Two or more races	<input type="text" value="2"/>	<input type="text"/>	<input type="text" value="0"/>	<input type="text" value="0"/>	<input type="text" value="0"/>	7
Race and ethnicity unknown	<input type="text" value="0"/>	<input type="text"/>	<input type="text" value="0"/>	<input type="text" value="0"/>	<input type="text" value="0"/>	4
Total men	26	0	11	8	1	157

Women

Race/ethnicity	Service Occupations 31-0000 + 33-0000 + 35-0000 + 37-0000 + 39-0000	Sales and Related Occupations 41-0000	Office and Administrative Support Occupations 43-0000	Natural Resources, Construction, and Maintenance Occupations 45-0000 + 47-0000 + 49-0000	Production, Transportation, and Material Moving Occupations 51-0000 + 53-0000	Grand Total (All full-time new hires)
Nonresident alien	<input type="text" value="1"/>	<input type="text"/>	<input type="text" value="0"/>	<input type="text" value="0"/>	<input type="text" value="0"/>	17
Hispanic/Latino	<input type="text" value="3"/>	<input type="text"/>	<input type="text" value="5"/>	<input type="text" value="0"/>	<input type="text" value="0"/>	14
American Indian or Alaska Native	<input type="text" value="2"/>	<input type="text"/>	<input type="text" value="3"/>	<input type="text" value="0"/>	<input type="text" value="0"/>	10
Asian	<input type="text" value="1"/>	<input type="text"/>	<input type="text" value="3"/>	<input type="text" value="0"/>	<input type="text" value="0"/>	15
Black or African American	<input type="text" value="1"/>	<input type="text"/>	<input type="text" value="4"/>	<input type="text" value="0"/>	<input type="text" value="0"/>	24
Native Hawaiian or Other Pacific Islander	<input type="text" value="0"/>	<input type="text"/>	<input type="text" value="0"/>	<input type="text" value="0"/>	<input type="text" value="0"/>	0
White	<input type="text" value="19"/>	<input type="text"/>	<input type="text" value="35"/>	<input type="text" value="1"/>	<input type="text" value="0"/>	140
Two or more races	<input type="text" value="2"/>	<input type="text"/>	<input type="text" value="6"/>	<input type="text" value="0"/>	<input type="text" value="0"/>	14
Race and ethnicity unknown	<input type="text" value="1"/>	<input type="text"/>	<input type="text" value="1"/>	<input type="text" value="0"/>	<input type="text" value="0"/>	9
Total women	30	0	57	1	0	243

Total (men+women)	56	0	68	9	1	400
--------------------------	-----------	----------	-----------	----------	----------	------------

Institution: University of Oklahoma-Norman Campus (207500)

User ID: P2075002

Human Resources Survey Evaluation

Were any staff members difficult to categorize? If so, please explain in the box below.

no

Institution: University of Oklahoma-Norman Campus (207500)

User ID: P2075002

Prepared by

Prepared by

Reporting Reminders:

- The name of the preparer is being collected so that we can follow up with the appropriate person in the event that there are questions concerning the data.
- The Keyholder will be copied on all email correspondence to other preparers.
- The time it took to prepare this component is being collected so that we can continue to improve our estimate of the reporting burden associated with IPEDS.
- Please include in your estimate the time it took for you to review instructions, query and search data sources, complete and review the component, and submit the data through the Data Collection System.
- Thank you for your assistance.

This survey component was prepared by:

<input checked="" type="radio"/>	Keyholder	<input type="radio"/>	SFA Contact	<input type="radio"/>	HR Contact
<input type="radio"/>	Finance Contact	<input type="radio"/>	Academic Library Contact	<input type="radio"/>	Other
Name:	<input type="text" value="Susannah Livingood"/>				
Email:	<input type="text" value="slivingood@ou.edu"/>				

How many staff from your institution only were involved in the data collection and reporting process of this survey component?

<input type="text" value="4.00"/>	Number of Staff (including yourself)
-----------------------------------	--------------------------------------

How many hours did you and others from your institution only spend on each of the steps below when responding to this survey component?

Exclude the hours spent collecting data for state and other reporting purposes.

Staff member	Collecting Data Needed		Revising Data to Match IPEDS Requirements		Entering Data		Revising and Locking Data	
Your office	<input type="text" value="5.00"/>	hours	<input type="text"/>	hours	<input type="text" value="9.00"/>	hours	<input type="text" value="1.00"/>	hours
Other offices	<input type="text"/>	hours	<input type="text"/>	hours	<input type="text"/>	hours	<input type="text"/>	hours

Institution: University of Oklahoma-Norman Campus (207500)

User ID: P2075002

Summary

Human Resources Component Summary

IPEDS collects important information regarding your institution. All data reported in IPEDS survey components become available in the IPEDS Data Center and appear as aggregated data in various Department of Education reports. Additionally, some of the reported data appears specifically for your institution through the College Navigator website and is included in your institution's Data Feedback Report (DFR). The purpose of this summary is to provide you an opportunity to view some of the data that, when accepted through the IPEDS quality control process, will appear on the College Navigator website and/or your DFR. College Navigator is updated approximately three months after the data collection period closes and Data Feedback Reports will be available through the [Data Center](#) and sent to your institution's CEO in November 2020.

Please review your data for accuracy. If you have questions about the data displayed below after reviewing the data reported on the survey screens, please contact the IPEDS Help Desk at: 1-877-225-2568 or ipedshelp@rti.org.

Number of staff by employment status and occupational category: Fall 2020			
Occupational category	Reported values		FTE staff
	Number of full-time staff	Number of part-time staff	
Total number of staff	5,183	440	5,330
Instructional Staff	1,302	279	1,395
Primary Instruction	353	277	445
Exclusively credit	0	0	0
Exclusively not-for-credit	0	0	0
Combined credit/not-for-credit	353	277	445
Instruction/research/public service	949	2	950
Research Staff	349	41	363
Public Service Staff	0	0	0
Library and Student and Academic Affairs and Other Education Services Occupations SOC	468	12	472
Librarians, Curators, and Archivists SOC 25-4000	64	1	64
Archivists, Curators, and Museum Technicians SOC 25-4010	22	0	22
Librarians SOC 25-4020	42	1	42
Library Technicians SOC 25-4030	0	0	0
Student and Academic Affairs and Other Education Services Occupations SOC 25-2000 + 25-3000 + 25-9000	404	11	408
Management Occupations SOC 11-0000	323	8	326
Business and Financial Operations Occupations SOC 13-0000	635	32	646
Computer, Engineering, and Science Occupations SOC 15-0000 + 17-0000 + 19-0000	346	10	349
Community, Social Service, Legal, Arts, Design, Entertainment, Sports and Media Occupations SOC 21-0000 + 23-0000 + 27-0000	406	6	408
Healthcare Practitioners and Technical Occupations SOC 29-0000	55	9	58
Service Occupations SOC 31-0000 + 33-0000 + 35-0000 + 37-0000 + 39-0000	498	3	499
Sales and Related Occupations SOC 41-0000	0	0	0
Office and Administrative Support Occupations SOC 43-0000	591	39	604

Natural Resources, Construction, and Maintenance Occupations SOC 45-0000 + 47-0000 + 49-0000	161	1	161
Production, Transportation, and Material Moving Occupations SOC 51-0000 + 53-0000	49	0	49

NOTE: Full-time-equivalent (FTE) staff is calculated by summing the total number of full-time staff and adding one-third of the total number of part-time staff. Graduate assistants are not included in the above figures. Many of the FTE figures may be included in the DFR.

**Salaries of full-time instructional staff by contract length and academic rank:
Academic year**

Academic rank	Months Covered by Annual Salary				Total Staff for Salary reporting	Total Number of Months	Salary Outlays	Weighted Average Monthly Salaries
	12 months	11 months	10 months	9 months				
All Ranks	314			958	1,272	12,390	\$128,779,988	\$10,394
Professor	99			309	408	3,969	\$58,887,063	\$14,837
Associate professor	55			313	368	3,477	\$34,328,158	\$9,873
Assistant professor	39			230	269	2,538	\$23,455,856	\$9,242
Instructor	71			51	122	1,311	\$6,330,174	\$4,829
Lecturer	50			55	105	1,095	\$5,778,737	\$5,277
No academic rank								

NOTE: The above data are based on the Salary Outlays part of the IPEDS HR component. The Weighted average monthly salaries of full-time instructional staff by academic rank are calculated by adding the salary outlays reported for Men plus Women by academic rank, then dividing the sum by the "Total Number of Months" for Men plus Women by academic rank. Salaries of full-time instructional staff paid less than 9 months per year are not collected. Also, salaries of medical school staff are not collected. The weighted average monthly salaries may be included in the DFR.

Institution: University of Oklahoma-Norman Campus (207500)

User ID: P2075002

Edit Report

Human Resources

Source	Description	Severity	Resolved	Options
Screen: G2 - Salary Outlays, Instructional Staff				
Perform Edits	You reported full-time men (12 months) Professor earning \$14,660,439 in total outlays. This equates to \$17,452.90 per month for these staff. Please review your data and make any necessary corrections or explain the discrepancy. (Error #1635)	Explanation	Yes	
Reason	We have checked our data and can confirm these figures are correct. Full-time male professors on 12-month contracts are well paid at our university, especially since many of them have had long tenures at OU. Some of these faculty receive an extra pay stipend for administrative duties which becomes a part of base pay."			
Related Screens	Part G2 - Salary Outlays for Instructional Staff			
Screen: E - PT Staff, Occupation and Tenure - 1				
Screen Entry	This number(0) is outside the expected range of between 1 and 30 based on the prior year value. Please correct your data or explain. (Error #1387)	Explanation	Yes	
Reason	Small number - drop from 2 to 0.			