

Human Resources 2016-17

Institution: University of Oklahoma-Norman Campus (207500)

User ID: P2075009

Overview**Human Resources Overview**

Welcome to the IPEDS Human Resources (HR) survey component. The HR component collects important information about your institution's staff.

Data Reporting Reminders

- Report each employee only once. If an employee could be coded in more than one occupation, code the employee in the occupation that requires the highest level of skill OR if there is no measurable difference in skill requirements, code the employee in the occupation in which they spend the most time.
- Report staff members difficult to categorize in the "Human Resources Survey Evaluation" box at the end of the survey.
- Enter data on each displayed screen. If a screen is not applicable, enter at least one zero in a field on the screen and save before continuing.
- When reporting salary data (applicable to degree-granting institutions only) include all full-time, non-medical school, instructional staff - both with and without faculty status.

See the instructions for the **Key Reporting Concepts** section -- basic reporting concepts that will assist you in completing the Human Resources survey component.

Resources:

- To download the survey materials for this component: [Survey Materials](#)
- All staff must now be reported using the new IPEDS occupational categories, which align with the 2010 Standard Occupational Classification (SOC) codes. Additional information and resources can be found in the [IPEDS HR/SOC Information Center](#), including general information about the SOC, the IPEDS/SOC crosswalk, a SOC Browse Tool, frequently asked questions, and web tutorials.

If you have questions about completing this survey, please contact the **IPEDS Help Desk at 1-877-225-2568**.

User ID: P2075009

Institution: University of Oklahoma-Norman Campus (207500)

User ID: P2075009

Part A1 - Full-time Instructional Staff by Academic Rank and Tenure Status - Tenured

**Number of Full-time Instructional Staff
With Faculty Status
Tenured**

As of November 1, 2016

- Report Hispanic/Latino individuals of any race as Hispanic/Latino
- Report race for non-Hispanic/Latino individuals only
- Include both Primarily Instruction and Instruction Combined with Research and/or Public Service

Men

Race/ethnicity	<u>Academic Rank</u>					No academic rank	Total
	Professors	Associate professors	Assistant professors	Instructors	Lecturers		
<u>Nonresident alien</u>	<input type="text" value="11"/>	<input type="text" value="18"/>	<input type="text"/>	<input type="text"/>	<input type="text"/>	<input type="text"/>	29
<u>Hispanic/Latino</u>	<input type="text" value="7"/>	<input type="text" value="4"/>	<input type="text"/>	<input type="text"/>	<input type="text"/>	<input type="text"/>	11
<u>American Indian or Alaska Native</u>	<input type="text" value="3"/>	<input type="text" value="4"/>	<input type="text"/>	<input type="text"/>	<input type="text"/>	<input type="text"/>	7
<u>Asian</u>	<input type="text" value="44"/>	<input type="text" value="7"/>	<input type="text"/>	<input type="text"/>	<input type="text"/>	<input type="text"/>	51
<u>Black or African American</u>	<input type="text" value="2"/>	<input type="text" value="3"/>	<input type="text"/>	<input type="text"/>	<input type="text"/>	<input type="text"/>	5
<u>Native Hawaiian or Other Pacific Islander</u>	<input type="text" value="0"/>	<input type="text" value="0"/>	<input type="text"/>	<input type="text"/>	<input type="text"/>	<input type="text"/>	0
<u>White</u>	<input type="text" value="225"/>	<input type="text" value="115"/>	<input type="text"/>	<input type="text"/>	<input type="text"/>	<input type="text"/>	340
Two or more races	<input type="text" value="2"/>	<input type="text" value="1"/>	<input type="text"/>	<input type="text"/>	<input type="text"/>	<input type="text"/>	3
<u>Race and ethnicity unknown</u>	<input type="text" value="4"/>	<input type="text" value="10"/>	<input type="text"/>	<input type="text"/>	<input type="text"/>	<input type="text"/>	14
Total men	298	162	0	0	0	0	460

Women

Race/ethnicity	<u>Academic Rank</u>					No academic rank	Total
	Professors	Associate professors	Assistant professors	Instructors	Lecturers		
Nonresident alien	<input type="text" value="3"/>	<input type="text" value="7"/>	<input type="text"/>	<input type="text"/>	<input type="text"/>	<input type="text"/>	10
Hispanic/Latino	<input type="text" value="2"/>	<input type="text" value="3"/>	<input type="text"/>	<input type="text"/>	<input type="text"/>	<input type="text"/>	5
American Indian or Alaska Native	<input type="text" value="3"/>	<input type="text" value="2"/>	<input type="text"/>	<input type="text"/>	<input type="text"/>	<input type="text"/>	5
Asian	<input type="text" value="7"/>	<input type="text" value="7"/>	<input type="text"/>	<input type="text"/>	<input type="text"/>	<input type="text"/>	14
Black or African American	<input type="text" value="3"/>	<input type="text" value="1"/>	<input type="text"/>	<input type="text"/>	<input type="text"/>	<input type="text"/>	4
Native Hawaiian or Other Pacific Islander	<input type="text" value="0"/>	<input type="text" value="0"/>	<input type="text"/>	<input type="text"/>	<input type="text"/>	<input type="text"/>	0

White	<input type="text" value="73"/>	<input type="text" value="78"/>	<input type="text"/>	<input type="text"/>	<input type="text"/>	<input type="text"/>	151
Two or more races	<input type="text" value="1"/>	<input type="text" value="1"/>	<input type="text"/>	<input type="text"/>	<input type="text"/>	<input type="text"/>	2
Race and ethnicity unknown	<input type="text" value="0"/>	<input type="text" value="2"/>	<input type="text"/>	<input type="text"/>	<input type="text"/>	<input type="text"/>	2
Total women	92	101	0	0	0	0	193
Total (men+women)	390	263	0	0	0	0	653
Total from prior year							663

Institution: University of Oklahoma-Norman Campus (207500)

User ID: P2075009

Part A1 - Full-time Instructional Staff by Academic Rank and Tenure Status - On Tenure Track

**Number of Full-time Instructional Staff
With Faculty Status
On Tenure Track**

As of November 1, 2016

- Report Hispanic/Latino individuals of any race as Hispanic/Latino
- Report race for non-Hispanic/Latino individuals only
- Include both Primarily Instruction and Instruction Combined with Research and/or Public Service

Men

Race/ethnicity	Academic Rank					No academic rank	Total
	Professors	Associate professors	Assistant professors	Instructors	Lecturers		
<u>Nonresident alien</u>	<input type="text"/>	<input type="text" value="1"/>	<input type="text" value="17"/>	<input type="text"/>	<input type="text"/>	<input type="text"/>	18
<u>Hispanic/Latino</u>	<input type="text"/>	<input type="text" value="0"/>	<input type="text" value="4"/>	<input type="text"/>	<input type="text"/>	<input type="text"/>	4
<u>American Indian or Alaska Native</u>	<input type="text"/>	<input type="text" value="0"/>	<input type="text" value="3"/>	<input type="text"/>	<input type="text"/>	<input type="text"/>	3
<u>Asian</u>	<input type="text"/>	<input type="text" value="1"/>	<input type="text" value="19"/>	<input type="text"/>	<input type="text"/>	<input type="text"/>	20
<u>Black or African American</u>	<input type="text"/>	<input type="text" value="0"/>	<input type="text" value="5"/>	<input type="text"/>	<input type="text"/>	<input type="text"/>	5
<u>Native Hawaiian or Other Pacific Islander</u>	<input type="text"/>	<input type="text" value="0"/>	<input type="text" value="0"/>	<input type="text"/>	<input type="text"/>	<input type="text"/>	0
<u>White</u>	<input type="text"/>	<input type="text" value="4"/>	<input type="text" value="97"/>	<input type="text"/>	<input type="text"/>	<input type="text"/>	101
<u>Two or more races</u>	<input type="text"/>	<input type="text" value="1"/>	<input type="text" value="2"/>	<input type="text"/>	<input type="text"/>	<input type="text"/>	3
<u>Race and ethnicity unknown</u>	<input type="text"/>	<input type="text" value="0"/>	<input type="text" value="7"/>	<input type="text"/>	<input type="text"/>	<input type="text"/>	7
Total men	0	7	154	0	0	0	161

Women

Race/ethnicity	Academic Rank					No academic rank	Total
	Professors	Associate professors	Assistant professors	Instructors	Lecturers		
<u>Nonresident alien</u>	<input type="text"/>	<input type="text" value="0"/>	<input type="text" value="9"/>	<input type="text"/>	<input type="text"/>	<input type="text"/>	9
<u>Hispanic/Latino</u>	<input type="text"/>	<input type="text" value="0"/>	<input type="text" value="4"/>	<input type="text"/>	<input type="text"/>	<input type="text"/>	4
<u>American Indian or Alaska Native</u>	<input type="text"/>	<input type="text" value="1"/>	<input type="text" value="1"/>	<input type="text"/>	<input type="text"/>	<input type="text"/>	2
<u>Asian</u>	<input type="text"/>	<input type="text" value="2"/>	<input type="text" value="15"/>	<input type="text"/>	<input type="text"/>	<input type="text"/>	17
<u>Black or African American</u>	<input type="text"/>	<input type="text" value="1"/>	<input type="text" value="5"/>	<input type="text"/>	<input type="text"/>	<input type="text"/>	6
<u>Native Hawaiian or Other Pacific Islander</u>	<input type="text"/>	<input type="text" value="0"/>	<input type="text" value="0"/>	<input type="text"/>	<input type="text"/>	<input type="text"/>	0

White	<input type="text"/>	<input type="text" value="4"/>	<input type="text" value="66"/>	<input type="text"/>	<input type="text"/>	<input type="text"/>	70
Two or more races	<input type="text"/>	<input type="text" value="0"/>	<input type="text" value="1"/>	<input type="text"/>	<input type="text"/>	<input type="text"/>	1
Race and ethnicity unknown	<input type="text"/>	<input type="text" value="0"/>	<input type="text" value="5"/>	<input type="text"/>	<input type="text"/>	<input type="text"/>	5
Total women	0	8	106	0	0	0	114
Total (men+women)	0	15	260	0	0	0	275
Total from prior year							285

Institution: University of Oklahoma-Norman Campus (207500)

User ID: P2075009

Part A1 - Full-time Instructional Staff by Academic Rank and Tenure Status - Multi-Year Contract

**Number of Full-time Instructional Staff
With Faculty Status
Not on Tenure Track - Multi-Year Contract**

As of November 1, 2016

- Report Hispanic/Latino individuals of any race as Hispanic/Latino
- Report race for non-Hispanic/Latino individuals only
- Include both Primarily Instruction and Instruction Combined with Research and/or Public Service

Men

Gender and race/ethnicity	Academic Rank					No academic rank	Total
	Professors	Associate professors	Assistant professors	Instructors	Lecturers		
<u>Nonresident alien</u>	<input type="text" value="0"/>	<input type="text" value="0"/>	<input type="text" value="1"/>	<input type="text" value="0"/>	<input type="text" value="3"/>	<input type="text"/>	4
<u>Hispanic/Latino</u>	<input type="text" value="0"/>	<input type="text" value="0"/>	<input type="text" value="0"/>	<input type="text" value="0"/>	<input type="text" value="0"/>	<input type="text"/>	0
<u>American Indian or Alaska Native</u>	<input type="text" value="0"/>	<input type="text" value="0"/>	<input type="text" value="1"/>	<input type="text" value="1"/>	<input type="text" value="0"/>	<input type="text"/>	2
<u>Asian</u>	<input type="text" value="1"/>	<input type="text" value="0"/>	<input type="text" value="1"/>	<input type="text" value="0"/>	<input type="text" value="0"/>	<input type="text"/>	2
<u>Black or African American</u>	<input type="text" value="0"/>	<input type="text" value="0"/>	<input type="text" value="0"/>	<input type="text" value="1"/>	<input type="text" value="1"/>	<input type="text"/>	2
<u>Native Hawaiian or Other Pacific Islander</u>	<input type="text" value="0"/>	<input type="text" value="0"/>	<input type="text" value="0"/>	<input type="text" value="0"/>	<input type="text" value="0"/>	<input type="text"/>	0
<u>White</u>	<input type="text" value="5"/>	<input type="text" value="14"/>	<input type="text" value="25"/>	<input type="text" value="14"/>	<input type="text" value="7"/>	<input type="text"/>	65
<u>Two or more races</u>	<input type="text" value="0"/>	<input type="text" value="0"/>	<input type="text" value="0"/>	<input type="text" value="0"/>	<input type="text" value="1"/>	<input type="text"/>	1
<u>Race and ethnicity unknown</u>	<input type="text" value="0"/>	<input type="text" value="0"/>	<input type="text" value="1"/>	<input type="text" value="1"/>	<input type="text" value="1"/>	<input type="text"/>	3
Total men	6	14	29	17	13	0	79

Women

Gender and race/ethnicity	Academic Rank					No academic rank	Total
	Professors	Associate professors	Assistant professors	Instructors	Lecturers		
<u>Nonresident alien</u>	<input type="text" value="0"/>	<input type="text" value="1"/>	<input type="text" value="1"/>	<input type="text" value="2"/>	<input type="text" value="0"/>	<input type="text"/>	4
<u>Hispanic/Latino</u>	<input type="text" value="0"/>	<input type="text" value="0"/>	<input type="text" value="1"/>	<input type="text" value="2"/>	<input type="text" value="0"/>	<input type="text"/>	3
<u>American Indian or Alaska Native</u>	<input type="text" value="0"/>	<input type="text" value="0"/>	<input type="text" value="1"/>	<input type="text" value="1"/>	<input type="text" value="1"/>	<input type="text"/>	3
<u>Asian</u>	<input type="text" value="0"/>	<input type="text" value="1"/>	<input type="text" value="0"/>	<input type="text" value="1"/>	<input type="text" value="0"/>	<input type="text"/>	2
<u>Black or African American</u>	<input type="text" value="0"/>	<input type="text" value="0"/>	<input type="text" value="1"/>	<input type="text" value="0"/>	<input type="text" value="1"/>	<input type="text"/>	2
<u>Native Hawaiian or Other Pacific Islander</u>	<input type="text" value="0"/>	<input type="text" value="1"/>	<input type="text" value="0"/>	<input type="text" value="0"/>	<input type="text" value="0"/>	<input type="text"/>	1

White	<input type="text" value="2"/>	<input type="text" value="8"/>	<input type="text" value="19"/>	<input type="text" value="15"/>	<input type="text" value="16"/>	<input type="text" value=""/>	60
Two or more races	<input type="text" value="0"/>	<input type="text" value="0"/>	<input type="text" value="1"/>	<input type="text" value="1"/>	<input type="text" value="0"/>	<input type="text" value=""/>	2
Race and ethnicity unknown	<input type="text" value="0"/>	<input type="text" value="0"/>	<input type="text" value="1"/>	<input type="text" value="1"/>	<input type="text" value="0"/>	<input type="text" value=""/>	2
Total women	2	11	25	23	18	0	79
Total (men+women)	8	25	54	40	31	0	158

Institution: University of Oklahoma-Norman Campus (207500)

User ID: P2075009

Part A1 - Full-time Instructional Staff by Academic Rank and Tenure Status - Annual Contract

Number of Full-time Instructional Staff
With Faculty Status
Not on Tenure Track - Annual Contract

As of November 1, 2016


- Report Hispanic/Latino individuals of any race as Hispanic/Latino
- Report race for non-Hispanic/Latino individuals only
- Include both Primarily Instruction and Instruction Combined with Research and/or Public Service

Men

Race/ethnicity	Academic Rank					No academic rank	Total
	Professors	Associate professors	Assistant professors	Instructors	Lecturers		
<u>Nonresident alien</u>	<input type="text"/>	<input type="text"/>	0	1	4	<input type="text"/>	5
<u>Hispanic/Latino</u>	<input type="text"/>	<input type="text"/>	0	0	1	<input type="text"/>	1
<u>American Indian or Alaska Native</u>	<input type="text"/>	<input type="text"/>	0	4	1	<input type="text"/>	5
<u>Asian</u>	<input type="text"/>	<input type="text"/>	0	0	0	<input type="text"/>	0
<u>Black or African American</u>	<input type="text"/>	<input type="text"/>	0	0	0	<input type="text"/>	0
<u>Native Hawaiian or Other Pacific Islander</u>	<input type="text"/>	<input type="text"/>	0	0	0	<input type="text"/>	0
<u>White</u>	<input type="text"/>	<input type="text"/>	3	7	24	<input type="text"/>	34
<u>Two or more races</u>	<input type="text"/>	<input type="text"/>	1	0	0	<input type="text"/>	1
<u>Race and ethnicity unknown</u>	<input type="text"/>	<input type="text"/>	1	0	0	<input type="text"/>	1
Total men	0	0	5	12	30	0	47

Women

Race/ethnicity	Academic Rank					No academic rank	Total
	Professors	Associate professors	Assistant professors	Instructors	Lecturers		
<u>Nonresident alien</u>	<input type="text"/>	<input type="text"/>	0	4	4	<input type="text"/>	8
<u>Hispanic/Latino</u>	<input type="text"/>	<input type="text"/>	0	4	1	<input type="text"/>	5
<u>American Indian or Alaska Native</u>	<input type="text"/>	<input type="text"/>	0	0	1	<input type="text"/>	1
<u>Asian</u>	<input type="text"/>	<input type="text"/>	0	1	0	<input type="text"/>	1
<u>Black or African American</u>	<input type="text"/>	<input type="text"/>	0	0	0	<input type="text"/>	0
<u>Native Hawaiian or Other Pacific Islander</u>	<input type="text"/>	<input type="text"/>	0	0	0	<input type="text"/>	0

White	<input type="text"/>	<input type="text"/>	<input type="text" value="1"/>	<input type="text" value="17"/>	<input type="text" value="13"/>	<input type="text"/>	31
Two or more races	<input type="text"/>	<input type="text"/>	<input type="text" value="0"/>	<input type="text" value="0"/>	<input type="text" value="0"/>	<input type="text"/>	0
Race and ethnicity unknown	<input type="text"/>	<input type="text"/>	<input type="text" value="0"/>	<input type="text" value="1"/>	<input type="text" value="0"/>	<input type="text"/>	1
Total women	0	0	1	27	19	0	47
Total (men+women)	0	0	6	39	49	0 	94
Total from prior year							7

Institution: University of Oklahoma-Norman Campus (207500)

User ID: P2075009

Part A1 - Full-time Instructional Staff by Academic Rank and Tenure Status - Less-Than-Annual Contract

**Number of Full-time Instructional Staff
With Faculty Status
Not on Tenure Track - Less-than-annual Contract**

As of November 1, 2016


- Report Hispanic/Latino individuals of any race as Hispanic/Latino
- Report race for non-Hispanic/Latino individuals only
- Include both Primarily Instruction and Instruction Combined with Research and/or Public Service

Men

Race/ethnicity	<u>Academic Rank</u>					No academic rank	Total
	Professors	Associate professors	Assistant professors	Instructors	Lecturers		
<u>Nonresident alien</u>	<input type="text"/>	<input type="text"/>	<input type="text"/>	<input type="text" value="0"/>	<input type="text" value="0"/>	<input type="text"/>	0
<u>Hispanic/Latino</u>	<input type="text"/>	<input type="text"/>	<input type="text"/>	<input type="text" value="0"/>	<input type="text" value="0"/>	<input type="text"/>	0
<u>American Indian or Alaska Native</u>	<input type="text"/>	<input type="text"/>	<input type="text"/>	<input type="text" value="0"/>	<input type="text" value="0"/>	<input type="text"/>	0
<u>Asian</u>	<input type="text"/>	<input type="text"/>	<input type="text"/>	<input type="text" value="0"/>	<input type="text" value="0"/>	<input type="text"/>	0
<u>Black or African American</u>	<input type="text"/>	<input type="text"/>	<input type="text"/>	<input type="text" value="1"/>	<input type="text" value="0"/>	<input type="text"/>	1
<u>Native Hawaiian or Other Pacific Islander</u>	<input type="text"/>	<input type="text"/>	<input type="text"/>	<input type="text" value="0"/>	<input type="text" value="0"/>	<input type="text"/>	0
<u>White</u>	<input type="text"/>	<input type="text"/>	<input type="text"/>	<input type="text" value="6"/>	<input type="text" value="5"/>	<input type="text"/>	11
Two or more races	<input type="text"/>	<input type="text"/>	<input type="text"/>	<input type="text" value="1"/>	<input type="text" value="0"/>	<input type="text"/>	1
<u>Race and ethnicity unknown</u>	<input type="text"/>	<input type="text"/>	<input type="text"/>	<input type="text" value="0"/>	<input type="text" value="0"/>	<input type="text"/>	0
Total men	0	0	0	8	5	0	13

Women

Race/ethnicity	<u>Academic Rank</u>					No academic rank	Total
	Professors	Associate professors	Assistant professors	Instructors	Lecturers		
Nonresident alien	<input type="text"/>	<input type="text"/>	<input type="text"/>	<input type="text" value="2"/>	<input type="text" value="1"/>	<input type="text"/>	3
Hispanic/Latino	<input type="text"/>	<input type="text"/>	<input type="text"/>	<input type="text" value="3"/>	<input type="text" value="0"/>	<input type="text"/>	3
American Indian or Alaska Native	<input type="text"/>	<input type="text"/>	<input type="text"/>	<input type="text" value="0"/>	<input type="text" value="0"/>	<input type="text"/>	0
Asian	<input type="text"/>	<input type="text"/>	<input type="text"/>	<input type="text" value="1"/>	<input type="text" value="0"/>	<input type="text"/>	1
Black or African American	<input type="text"/>	<input type="text"/>	<input type="text"/>	<input type="text" value="0"/>	<input type="text" value="0"/>	<input type="text"/>	0
Native Hawaiian or Other Pacific Islander	<input type="text"/>	<input type="text"/>	<input type="text"/>	<input type="text" value="0"/>	<input type="text" value="0"/>	<input type="text"/>	0

White	<input type="text"/>	<input type="text"/>	<input type="text"/>	<input type="text" value="8"/>	<input type="text" value="3"/>	<input type="text"/>	11
Two or more races	<input type="text"/>	<input type="text"/>	<input type="text"/>	<input type="text" value="0"/>	<input type="text" value="0"/>	<input type="text"/>	0
Race and ethnicity unknown	<input type="text"/>	<input type="text"/>	<input type="text"/>	<input type="text" value="0"/>	<input type="text" value="0"/>	<input type="text"/>	0
Total women	0	0	0	14	4	0	18
Total (men+women)	0	0	0	22	9	0	 31
Total from prior year							103

Institution: University of Oklahoma-Norman Campus (207500)

User ID: P2075009

Part A1 - Full-time Instructional Staff by Academic Rank and Tenure Status - Indefinite duration Contract

**Number of Full-time Instructional Staff
With Faculty Status
Not on Tenure Track - Indefinite duration contract**

As of November 1, 2016


- Report Hispanic/Latino individuals of any race as Hispanic/Latino
- Report race for non-Hispanic/Latino individuals only
- Include both Primarily Instruction and Instruction Combined with Research and/or Public Service

Men

Gender and race/ethnicity	<u>Academic Rank</u>					No academic rank	Total
	Professors	Associate professors	Assistant professors	Instructors	Lecturers		
<u>Nonresident alien</u>	<input type="text"/>	<input type="text"/>	<input type="text"/>	<input type="text"/>	<input type="text"/>	<input type="text"/>	0
<u>Hispanic/Latino</u>	<input type="text"/>	<input type="text"/>	<input type="text"/>	<input type="text"/>	<input type="text"/>	<input type="text"/>	0
<u>American Indian or Alaska Native</u>	<input type="text"/>	<input type="text"/>	<input type="text"/>	<input type="text"/>	<input type="text"/>	<input type="text"/>	0
<u>Asian</u>	<input type="text"/>	<input type="text"/>	<input type="text"/>	<input type="text"/>	<input type="text"/>	<input type="text"/>	0
<u>Black or African American</u>	<input type="text"/>	<input type="text"/>	<input type="text"/>	<input type="text"/>	<input type="text"/>	<input type="text"/>	0
<u>Native Hawaiian or Other Pacific Islander</u>	<input type="text"/>	<input type="text"/>	<input type="text"/>	<input type="text"/>	<input type="text"/>	<input type="text"/>	0
<u>White</u>	<input type="text"/>	<input type="text"/>	<input type="text"/>	<input type="text"/>	<input type="text"/>	<input type="text"/>	0
Two or more races	<input type="text"/>	<input type="text"/>	<input type="text"/>	<input type="text"/>	<input type="text"/>	<input type="text"/>	0
<u>Race and ethnicity unknown</u>	<input type="text"/>	<input type="text"/>	<input type="text"/>	<input type="text"/>	<input type="text"/>	<input type="text"/>	0
Total men	0	0	0	0	0	0	0

Women

Gender and race/ethnicity	<u>Academic Rank</u>					No academic rank	Total
	Professors	Associate professors	Assistant professors	Instructors	Lecturers		
Nonresident alien	<input type="text"/>	<input type="text"/>	<input type="text"/>	<input type="text"/>	0	<input type="text"/>	0
Hispanic/Latino	<input type="text"/>	<input type="text"/>	<input type="text"/>	<input type="text"/>	<input type="text"/>	<input type="text"/>	0
American Indian or Alaska Native	<input type="text"/>	<input type="text"/>	<input type="text"/>	<input type="text"/>	<input type="text"/>	<input type="text"/>	0
Asian	<input type="text"/>	<input type="text"/>	<input type="text"/>	<input type="text"/>	<input type="text"/>	<input type="text"/>	0
Black or African American	<input type="text"/>	<input type="text"/>	<input type="text"/>	<input type="text"/>	<input type="text"/>	<input type="text"/>	0
Native Hawaiian or Other Pacific Islander	<input type="text"/>	<input type="text"/>	<input type="text"/>	<input type="text"/>	<input type="text"/>	<input type="text"/>	0

White	<input type="text"/>	<input type="text"/>	<input type="text"/>	<input type="text"/>	<input type="text"/>	<input type="text"/>	0
Two or more races	<input type="text"/>	<input type="text"/>	<input type="text"/>	<input type="text"/>	<input type="text"/>	<input type="text"/>	0
Race and ethnicity unknown	<input type="text"/>	<input type="text"/>	<input type="text"/>	<input type="text"/>	<input type="text"/>	<input type="text"/>	0
Total women	0	0	0	0	0	0	0
Total (men+women)	0	0	0	0	0	0	 0

Institution: University of Oklahoma-Norman Campus (207500)

User ID: P2075009

Part A1 - Full-time Instructional Staff - Without Faculty Status

Number of Full-time Instructional Staff
Without Faculty Status
As of November 1, 2016

- Report Hispanic/Latino individuals of any race as Hispanic/Latino
- Report race for non-Hispanic/Latino individuals only
- Include both Primarily Instruction and Instruction Combined with Research and/or Public Service

Men

Race/ethnicity	Without Faculty Status
<u>Nonresident alien</u>	<input type="text" value="0"/>
<u>Hispanic/Latino</u>	<input type="text" value="0"/>
<u>American Indian or Alaska Native</u>	<input type="text" value="0"/>
<u>Asian</u>	<input type="text" value="0"/>
<u>Black or African American</u>	<input type="text" value="0"/>
<u>Native Hawaiian or Other Pacific Islander</u>	<input type="text" value="0"/>
<u>White</u>	<input type="text" value="0"/>
Two or more races	<input type="text" value="0"/>
<u>Race and ethnicity unknown</u>	<input type="text" value="0"/>
Total men	0

Women

Race/ethnicity	Without Faculty Status
Nonresident alien	<input type="text" value="0"/>
Hispanic/Latino	<input type="text" value="0"/>
American Indian or Alaska Native	<input type="text" value="0"/>
Asian	<input type="text" value="0"/>
Black or African American	<input type="text" value="0"/>
Native Hawaiian or Other Pacific Islander	<input type="text" value="0"/>
White	<input type="text" value="0"/>
Two or more races	<input type="text" value="0"/>
Race and ethnicity unknown	<input type="text" value="0"/>
Total women	0



Total (men+women)	0
Total from prior year	

Institution: University of Oklahoma-Norman Campus (207500)

User ID: P2075009

Part A2 - Full-time Instructional Staff by Function**Number of Full-time Instructional Staff****As of November 1, 2016**

- Report Primarily Instruction and Instruction Combined with Research and/or Public Service separately, as indicated below

		With <u>Faculty Status</u>						Without Faculty Status	Total
		<u>Tenured</u>	<u>On Tenure Track</u>	<u>Not on Tenure Track</u>					
				<u>Multi-year</u>	<u>Annual contract</u>	<u>Less-than-annual contract</u>	<u>Indefinite duration (continuing or at-will)</u>		
<u>Instructional staff</u>		653	275	158	94	31	0	0	1,211
Total carried forward from previous screens		653	275	158	94	31	0	0	1,211
<u>Primarily Instruction</u>		0	0	158	94	31	0	0	283
	 Exclusively credit	<input type="text"/>	<input type="text"/>	<input type="text"/>	<input type="text"/>	<input type="text"/>	<input type="text"/>	<input type="text"/>	0
	 Exclusively not-for-credit	<input type="text"/>	<input type="text"/>	<input type="text"/>	<input type="text"/>	<input type="text"/>	<input type="text"/>	<input type="text"/>	0
	Combined credit/not-for-credit	<input type="text"/>	<input type="text"/>	158	94	31	<input type="text"/>	<input type="text"/>	283
<u>Instruction/research/public service staff</u>		653	275	<input type="text"/>	<input type="text"/>	<input type="text"/>	<input type="text"/>	<input type="text"/>	928

Institution: University of Oklahoma-Norman Campus (207500)

User ID: P2075009

Part A3 - Full-time Instructional Staff - Totals

Total number of Full-time Instructional Staff			
As of November 1, 2016			
Race/ethnicity	Total men	Total women	Total (men+women)
Nonresident alien	56	34	90
Hispanic/Latino	16	20	36
American Indian or Alaska Native	17	11	28
Asian	73	35	108
Black or African American	13	12	25
Native Hawaiian or Other Pacific Islander	0	1	1
White	551	323	874
Two or more races	9	5	14
Race and ethnicity unknown	25	10	35
Total	760	451	1,211
Total from prior year			1,191

Institution: University of Oklahoma-Norman Campus (207500)

User ID: P2075009

Part B1 - Full-time Non-instructional Staff by Occupational Category**Number of Full-time Non-instructional Staff
by Occupational Category****As of November 1, 2016**

- Report Hispanic/Latino individuals of any race as Hispanic/Latino
- Report race for non-Hispanic/Latino individuals only

Men

Race/ethnicity	<u>Instructional Staff</u> (carried forward from Part A)	<u>Research staff</u>	<u>Public Service staff</u>
<u>Nonresident alien</u>	56	81	
<u>Hispanic/Latino</u>	16	4	
<u>American Indian or Alaska Native</u>	17	5	
<u>Asian</u>	73	22	
<u>Black or African American</u>	13	2	
<u>Native Hawaiian or Other Pacific Islander</u>	0	0	
<u>White</u>	551	128	
<u>Two or more races</u>	9	2	
<u>Race and ethnicity unknown</u>	25	3	
Total men	760	247	0

Women

Race/ethnicity	<u>Instructional Staff</u> (carried forward from Part A)	<u>Research staff</u>	<u>Public Service staff</u>
<u>Nonresident alien</u>	34	28	
<u>Hispanic/Latino</u>	20	0	
<u>American Indian or Alaska Native</u>	11	3	
<u>Asian</u>	35	13	
<u>Black or African American</u>	12	2	
<u>Native Hawaiian or Other Pacific Islander</u>	1	0	
<u>White</u>	323	68	
<u>Two or more races</u>	5	3	
<u>Race and ethnicity unknown</u>	10	5	

Total women	451	122	0
Total (men+women)	1,211	369	0
Total from prior year	1,191	323	

Institution: University of Oklahoma-Norman Campus (207500)

User ID: P2075009

Part B1 - Full-time Non-instructional Staff by Occupational Category**Number of Full-time Non-instructional Staff
by Occupational Category****As of November 1, 2016**

- Report Hispanic/Latino individuals of any race as Hispanic/Latino
- Report race for non-Hispanic/Latino individuals only

Men

Race/ethnicity	<u>Archivists, Curators, and Museum Technicians</u> 25-4010	<u>Librarians</u> 25-4020	<u>Library Technicians</u> 25-4030	<u>Student and Academic Affairs and Other Education Services Occupations</u> 25-2000 + 25-3000 + 25-9000
<u>Nonresident alien</u>	<input type="text" value="0"/>	<input type="text" value="1"/>	<input type="text"/>	<input type="text" value="0"/>
<u>Hispanic/Latino</u>	<input type="text" value="0"/>	<input type="text" value="0"/>	<input type="text"/>	<input type="text" value="3"/>
<u>American Indian or Alaska Native</u>	<input type="text" value="0"/>	<input type="text" value="0"/>	<input type="text"/>	<input type="text" value="1"/>
<u>Asian</u>	<input type="text" value="0"/>	<input type="text" value="0"/>	<input type="text"/>	<input type="text" value="2"/>
<u>Black or African American</u>	<input type="text" value="0"/>	<input type="text" value="0"/>	<input type="text"/>	<input type="text" value="10"/>
<u>Native Hawaiian or Other Pacific Islander</u>	<input type="text" value="0"/>	<input type="text" value="0"/>	<input type="text"/>	<input type="text" value="0"/>
<u>White</u>	<input type="text" value="2"/>	<input type="text" value="11"/>	<input type="text"/>	<input type="text" value="66"/>
<u>Two or more races</u>	<input type="text" value="0"/>	<input type="text" value="0"/>	<input type="text"/>	<input type="text" value="1"/>
<u>Race and ethnicity unknown</u>	<input type="text" value="0"/>	<input type="text" value="0"/>	<input type="text"/>	<input type="text" value="1"/>
Total men	2	12	0	84

Women

Race/ethnicity	<u>Archivists, Curators, and Museum Technicians</u> 25-4010	<u>Librarians</u> 25-4020	<u>Library Technicians</u> 25-4030	<u>Student and Academic Affairs and Other Education Services Occupations</u> 25-2000 + 25-3000 + 25-9000
<u>Nonresident alien</u>	<input type="text" value="0"/>	<input type="text" value="1"/>	<input type="text"/>	<input type="text" value="0"/>
<u>Hispanic/Latino</u>	<input type="text" value="1"/>	<input type="text" value="1"/>	<input type="text"/>	<input type="text" value="11"/>
<u>American Indian or Alaska Native</u>	<input type="text" value="2"/>	<input type="text" value="0"/>	<input type="text"/>	<input type="text" value="14"/>
<u>Asian</u>	<input type="text" value="1"/>	<input type="text" value="1"/>	<input type="text"/>	<input type="text" value="5"/>
<u>Black or African American</u>	<input type="text" value="0"/>	<input type="text" value="1"/>	<input type="text"/>	<input type="text" value="29"/>

Native Hawaiian or Other Pacific Islander	<input type="text" value="0"/>	<input type="text" value="0"/>	<input type="text" value=""/>	<input type="text" value="1"/>
White	<input type="text" value="16"/>	<input type="text" value="26"/>	<input type="text" value=""/>	<input type="text" value="182"/>
Two or more races	<input type="text" value="0"/>	<input type="text" value="0"/>	<input type="text" value=""/>	<input type="text" value="12"/>
Race and ethnicity unknown	<input type="text" value="0"/>	<input type="text" value="0"/>	<input type="text" value=""/>	<input type="text" value="1"/>
Total women	20	30	0	255
Total (men+women)	22	42	0	339
Total from prior year	23	42		316

Institution: University of Oklahoma-Norman Campus (207500)

User ID: P2075009

Part B1 - Full-time Non-instructional Staff by Occupational Category**Number of Full-time Non-instructional Staff
by Occupational Category****As of November 1, 2016**

- Report Hispanic/Latino individuals of any race as Hispanic/Latino
- Report race for non-Hispanic/Latino individuals only

Men

Race/ethnicity	Management Occupations 11-0000	Business and Financial Operations Occupations 13-0000	Computer, Engineering, and Science Occupations 15-0000 + 17-0000 + 19-0000	Community, Social Service, Legal, Arts, Design, Entertainment, Sports, and Media Occupations 21-0000 + 23-0000 + 27-0000	Healthcare Practitioners and Technical Occupations 29-0000
Nonresident alien	2	2	9	2	0
Hispanic/Latino	4	6	14	8	0
American Indian or Alaska Native	6	13	8	7	0
Asian	4	5	8	0	1
Black or African American	5	15	8	17	2
Native Hawaiian or Other Pacific Islander	0	0	0	0	0
White	127	186	263	138	19
Two or more races	6	7	12	6	0
Race and ethnicity unknown	1	2	7	6	2
Total men	155	236	329	184	24

Women

Race/ethnicity	Management Occupations 11-0000	Business and Financial Operations Occupations 13-0000	Computer, Engineering, and Science Occupations 15-0000 + 17-0000 + 19-0000	Community, Social Service, Legal, Arts, Design, Entertainment, Sports, and Media Occupations 21-0000 + 23-0000 + 27-0000	Healthcare Practitioners and Technical Occupations 29-0000
Nonresident alien	1	4	8	3	0
Hispanic/Latino	7	14	6	8	0
American Indian or Alaska Native	7	28	5	12	0

Asian	7	9	7	2	0
Black or African American	6	21	6	15	0
Native Hawaiian or Other Pacific Islander	0	0	0	0	0
White	144	365	76	193	16
Two or more races	3	12	7	10	1
Race and ethnicity unknown	3	8	3	1	0
Total women	178	461	118	244	17
Total (men+women)	333	697	447	428	41
Total from prior year	335	716	461	428	40

Institution: University of Oklahoma-Norman Campus (207500)

User ID: P2075009

Part B1 - Full-time Non-instructional Staff by Occupational Category**Number of Full-time Non-instructional Staff
by Occupational Category****As of November 1, 2016**

- Report Hispanic/Latino individuals of any race as Hispanic/Latino
- Report race for non-Hispanic/Latino individuals only

Men

Race/ethnicity	<u>Service Occupations</u> 31-0000 + 33-0000 + 35-0000 + 37-0000 + 39-0000	<u>Sales and Related Occupations</u> 41-0000	<u>Office and Administrative Support Occupations</u> 43-0000	<u>Natural Resources, Construction, and Maintenance Occupations</u> 45-0000 + 47-0000 + 49-0000	<u>Production, Transportation, and Material Moving Occupations</u> 51-0000 + 53-0000	Grand Total (All full-time staff)
<u>Nonresident alien</u>	<input type="text" value="0"/>	<input type="text"/>	<input type="text" value="1"/>	<input type="text" value="0"/>	<input type="text" value="0"/>	154
<u>Hispanic/Latino</u>	<input type="text" value="21"/>	<input type="text"/>	<input type="text" value="1"/>	<input type="text" value="4"/>	<input type="text" value="1"/>	82
<u>American Indian or Alaska Native</u>	<input type="text" value="30"/>	<input type="text"/>	<input type="text" value="8"/>	<input type="text" value="11"/>	<input type="text" value="3"/>	109
<u>Asian</u>	<input type="text" value="8"/>	<input type="text"/>	<input type="text" value="3"/>	<input type="text" value="0"/>	<input type="text" value="0"/>	126
<u>Black or African American</u>	<input type="text" value="25"/>	<input type="text"/>	<input type="text" value="9"/>	<input type="text" value="2"/>	<input type="text" value="1"/>	109
<u>Native Hawaiian or Other Pacific Islander</u>	<input type="text" value="0"/>	<input type="text"/>	<input type="text" value="0"/>	<input type="text" value="0"/>	<input type="text" value="0"/>	0
<u>White</u>	<input type="text" value="227"/>	<input type="text"/>	<input type="text" value="95"/>	<input type="text" value="167"/>	<input type="text" value="52"/>	2,032
<u>Two or more races</u>	<input type="text" value="7"/>	<input type="text"/>	<input type="text" value="6"/>	<input type="text" value="7"/>	<input type="text" value="2"/>	65
<u>Race and ethnicity unknown</u>	<input type="text" value="2"/>	<input type="text"/>	<input type="text" value="0"/>	<input type="text" value="3"/>	<input type="text" value="6"/>	58
Total men	320	0	123	194	65	2,735

Women


Race/ethnicity	<u>Service Occupations</u> 31-0000 + 33-0000 + 35-0000 + 37-0000 + 39-0000	<u>Sales and Related Occupations</u> 41-0000	<u>Office and Administrative Support Occupations</u> 43-0000	<u>Natural Resources, Construction, and Maintenance Occupations</u> 45-0000 + 47-0000 + 49-0000	<u>Production, Transportation, and Material Moving Occupations</u> 51-0000 + 53-0000	Grand Total (All full-time staff)



Nonresident alien	<input type="text" value="0"/>	<input type="text"/>	<input type="text" value="2"/>	<input type="text" value="0"/>	<input type="text" value="0"/>	81
Hispanic/Latino	<input type="text" value="24"/>	<input type="text"/>	<input type="text" value="22"/>	<input type="text" value="0"/>	<input type="text" value="0"/>	114
American Indian or Alaska Native	<input type="text" value="15"/>	<input type="text"/>	<input type="text" value="43"/>	<input type="text" value="0"/>	<input type="text" value="1"/>	141
Asian	<input type="text" value="13"/>	<input type="text"/>	<input type="text" value="7"/>	<input type="text" value="0"/>	<input type="text" value="0"/>	100
Black or African American	<input type="text" value="16"/>	<input type="text"/>	<input type="text" value="33"/>	<input type="text" value="0"/>	<input type="text" value="0"/>	141
Native Hawaiian or Other Pacific Islander	<input type="text" value="0"/>	<input type="text"/>	<input type="text" value="0"/>	<input type="text" value="0"/>	<input type="text" value="0"/>	2
White	<input type="text" value="176"/>	<input type="text"/>	<input type="text" value="466"/>	<input type="text" value="6"/>	<input type="text" value="17"/>	2,074
Two or more races	<input type="text" value="13"/>	<input type="text"/>	<input type="text" value="17"/>	<input type="text" value="1"/>	<input type="text" value="0"/>	84
Race and ethnicity unknown	<input type="text" value="6"/>	<input type="text"/>	<input type="text" value="7"/>	<input type="text" value="0"/>	<input type="text" value="0"/>	44
Total women	263	0	597	7	18	2,781
Total (men+women)	583	0	720	201	83	5,516
Total from prior year	584		760	215	84	5,518

Institution: University of Oklahoma-Norman Campus (207500)

User ID: P2075009

Part B2 - Full-time Non-instructional Staff by Occupational Category and Tenure Status**Number of Full-time Non-instructional Staff****As of November 1, 2016**

Occupational category	With <u>Faculty Status</u>						Without Faculty Status	Total		
	<u>Tenured</u>	<u>On Tenure Track</u>	<u>Not on Tenure Track</u>							
			<u>Multi-year</u>	<u>Annual contract</u>	<u>Less-than-annual contract</u>	<u>Indefinite duration (continuing or at-will)</u>				
<u>Research staff</u>	<input type="text"/>	<input type="text"/>	<input type="text"/>	<input type="text"/>	<input type="text"/>	<input type="text" value="324"/>	<input type="text" value="45"/>	369		
<u>Public Service staff</u>	<input type="text"/>	<input type="text"/>	<input type="text"/>	<input type="text"/>	<input type="text"/>	<input type="text"/>	<input type="text"/>	0		
<u>Archivists, Curators, and Museum Technicians</u> 25-4010	<input type="text"/>	<input type="text"/>	<input type="text"/>	<input type="text"/>	<input type="text"/>	<input type="text"/>	<input type="text" value="22"/>	22		
<u>Librarians</u> 25-4020	<input type="text"/>	<input type="text"/>	<input type="text"/>	<input type="text"/>	<input type="text"/>	<input type="text"/>	<input type="text" value="42"/>	42		
<u>Library Technicians</u> 25-4030	<input type="text"/>	<input type="text"/>	<input type="text"/>	<input type="text"/>	<input type="text"/>	<input type="text"/>	<input type="text"/>	0		
 <u>Student and Academic Affairs and Other Education Services Occupations</u> 25-2000 + 25-3000 + 25-9000	<input type="text"/>	<input type="text"/>	<input type="text"/>	<input type="text"/>	<input type="text"/>	<input type="text"/>	<input type="text" value="339"/>	339		
<u>Management Occupations</u> 11-0000	<input type="text"/>	<input type="text"/>	<input type="text"/>	<input type="text"/>	<input type="text"/>	<input type="text"/>	<input type="text" value="333"/>	333		
<u>Business and Financial Operations Occupations</u> 13-0000	<input type="text"/>	<input type="text"/>	<input type="text"/>	<input type="text"/>	<input type="text"/>	<input type="text"/>	<input type="text" value="697"/>	697		
<u>Computer, Engineering, and Science Occupations</u> 15-0000 + 17-0000 + 19-0000	<input type="text"/>	<input type="text"/>	<input type="text"/>	<input type="text"/>	<input type="text"/>	<input type="text"/>	<input type="text" value="447"/>	447		
<u>Community, Social Service, Legal, Arts, Design, Entertainment, Sports, and Media Occupations</u> 21-0000 + 23-0000 + 27-0000	<input type="text"/>	<input type="text"/>	<input type="text"/>	<input type="text"/>	<input type="text"/>	<input type="text"/>	<input type="text" value="428"/>	428		

Healthcare Practitioners and Technical Occupations 29-0000	<input type="text"/>	<input type="text"/>	<input type="text"/>	<input type="text"/>	<input type="text"/>	<input type="text"/>	<input type="text" value="41"/>	41
Total	0	0	0	 0	 0	324	2,394	2,718
Total from prior year				320	3		2,361	2,684

Institution: University of Oklahoma-Norman Campus (207500)

User ID: P2075009

Part C - Full-time Summary

Summary of Full-time Staff									
As of November 1, 2016									
• Data will not be generated on this screen until the relevant screens in the previous section have been completed.									
Occupational category		With Faculty Status					Without Faculty Status	Total	
		Tenured	On Tenure Track	Not on Tenure Track					
				Multi-year	Annual contract	Less-than-annual contract			Indefinite duration (continuing or at-will)
Primarily Instruction		0	0	158	94	31	0	0	283
	Exclusively credit								0
	Exclusively not-for-credit								0
	Combined credit/not-for-credit			158	94	31			283
Instruction/research/public service staff		653	275						928
Research staff							324	45	369
Public Service staff									0
Archivists, Curators, and Museum Technicians 25-4010								22	22
Librarians 25-4020								42	42
Library Technicians 25-4030									0
Student and Academic Affairs and Other Education Services Occupations 25-2000 + 25-3000 + 25-9000								339	339
Management Occupations 11-0000								333	333
Business and Financial Operations Occupations 13-0000								697	697
Computer, Engineering, and Science Occupations 15-0000 + 17-0000 + 19-0000								447	447
Community, Social Service, Legal, Arts, Design, Entertainment, Sports, and Media Occupations 21-0000 + 23-0000 + 27-0000								428	428

Healthcare Practitioners and Technical Occupations 29-0000							41	41
Service Occupations 31-0000 + 33-0000 + 35-0000 + 37-0000 + 39-0000								583
Sales and Related Occupations 41-0000								0
Office and Administrative Support Occupations 43-0000								720
Natural Resources, Construction, and Maintenance Occupations 45-0000 + 47-0000 + 49-0000								201
Production, Transportation, and Material Moving Occupations 51-0000 + 53-0000								83
Total								5,516

Institution: University of Oklahoma-Norman Campus (207500)

User ID: P2075009

Part G - Salaries Worksheet

**Number of Full-time Instructional Staff
For Calculation of Total Number of Months**

Annual Salary, 2016-17

- Report the number of instructional staff based on the number of months to be worked
- Months reported should correspond with the number of months that staff worked (which may differ from the number of months over which they are paid)
- Include **ONLY** full-time instructional staff
- Include instructional staff *with* faculty status and *without* faculty status
- Include instructional staff regardless of tenure status

Gender and academic rank	Months worked					Total Staff	Total staff for salary reporting	Total number of months
	12 months	11 months	10 months	9 months	< 9 months			
Men								
Professors	58			246	0	304	304	2,910
Associate professors	22			161	0	183	183	1,713
Assistant professors	21			167	0	188	188	1,755
Instructors	14			15	8	37	29	303
Lecturers	12			31	5	48	43	423
No academic rank						0	0	0
Total men	127	0	0	620	13	760	747	7,104
Total men full-time instructional staff from Part A						760		
Women								
Professors	20			74	0	94	94	906
Associate professors	17			103	0	120	120	1,131
Assistant professors	21			111	0	132	132	1,251
Instructors	23			27	14	64	50	519
Lecturers	21			16	4	41	37	396
No academic rank						0	0	0
Total women	102	0	0	331	18	451	433	4,203
Total women full-time instructional staff from Part A						451		
Total (men + women)	229	0	0	951	31	1,211	1,180	11,307
Total (men +women) full-time instructional staff from Part A						1,211		

Institution: University of Oklahoma-Norman Campus (207500)

User ID: P2075009

Part G - Salary Outlays for Instructional Staff**Salary Outlays
for Full-time Instructional Staff****Annual Salary Outlays, 2016-17**

- Report the **TOTAL ANNUAL** salary outlays for the full-time instructional staff reported in the 12 months, 11 months, 10 months, and 9 months columns on the previous screen

Gender and academic rank	Total staff for salary reporting (from Part G, screen 1)	Total number of months (from Part G, screen 1)	Salary Outlays				Weighted average monthly salaries
			12 months	11 months	10 months	9 months	
Men							
Professors	304	2,910	<input type="text" value="9,295,066"/>	<input type="text"/>	<input type="text"/>	<input type="text" value="30,667,453"/>	13,733
Associate professors	183	1,713	<input type="text" value="2,381,173"/>	<input type="text"/>	<input type="text"/>	<input type="text" value="13,602,523"/>	9,331
Assistant professors	188	1,755	<input type="text" value="1,616,707"/>	<input type="text"/>	<input type="text"/>	<input type="text" value="12,472,568"/>	8,028
Instructors	29	303	<input type="text" value="702,596"/>	<input type="text"/>	<input type="text"/>	<input type="text" value="695,992"/>	4,616
Lecturers	43	423	<input type="text" value="673,068"/>	<input type="text"/>	<input type="text"/>	<input type="text" value="1,383,074"/>	4,861
No academic rank	0	0	<input type="text"/>	<input type="text"/>	<input type="text"/>	<input type="text"/>	
Total men	747	7,104	14,668,610	0	0	58,821,610	10,345
Women							
Professors	94	906	<input type="text" value="2,707,838"/>	<input type="text"/>	<input type="text"/>	<input type="text" value="7,593,258"/>	11,370
Associate professors	120	1,131	<input type="text" value="1,580,697"/>	<input type="text"/>	<input type="text"/>	<input type="text" value="8,024,246"/>	8,492
Assistant professors	132	1,251	<input type="text" value="1,484,707"/>	<input type="text"/>	<input type="text"/>	<input type="text" value="7,885,908"/>	7,490
Instructors	50	519	<input type="text" value="1,110,350"/>	<input type="text"/>	<input type="text"/>	<input type="text" value="1,185,854"/>	4,424
Lecturers	37	396	<input type="text" value="1,086,372"/>	<input type="text"/>	<input type="text"/>	<input type="text" value="691,941"/>	4,491
No academic rank	0	0	<input type="text"/>	<input type="text"/>	<input type="text"/>	<input type="text"/>	
Total women	433	4,203	7,969,964	0	0	25,381,207	7,935

Total (men + women)	1,180	11,307	22,638,574	0	0	84,202,817	9,449
------------------------------------	-------	--------	------------	---	---	------------	-------

Institution: University of Oklahoma-Norman Campus (207500)

User ID: P2075009



Part G - Average Salary by academic rank**Average Salary by academic rank
for Full-time Instructional Staff****Annual Average Salaries, 2016-17**

Gender and academic rank	Average Salaries				Equated 9-month Average Salary
	12 months	11 months	10 months	9 months	
Men					
Professors	160,260			124,664	123,812
Associate professors	108,235			84,488	84,090
Assistant professors	76,986			74,686	72,793
Instructors	50,185			46,399	42,170
Lecturers	56,089			44,615	43,904
No academic rank					
Total men	115,501			94,874	93,471
Women					
Professors	135,392			102,612	102,384
Associate professors	92,982			77,905	76,748
Assistant professors	70,700			71,044	68,178
Instructors	48,276			43,921	40,372
Lecturers	51,732			43,246	40,722
No academic rank					
Total women	78,137			76,680	72,422
Total (men + women)	98,858			88,541	85,747

Institution: University of Oklahoma-Norman Campus (207500)

User ID: P2075009

Part G - Salary Outlays for Non-instructional Staff

Salary Outlays for <u>Full-time</u> Non-instructional Staff Annual Salary Outlays, 2016-17		
Occupational category	 Number of full-time staff (carried forward from previous screens)	 Total annual salary outlays
<u>Research staff</u>	369	<input type="text" value="21,294,104"/>
<u>Public Service staff</u>	0	<input type="text"/>
<u>Library and Student and Academic Affairs and Other</u> <u>Education Services Occupations</u> 25-4000 + 25-2000 + 25-3000 + 25-9000	403	<input type="text" value="17,874,157"/>
<u>Management Occupations</u> 11-0000	333	<input type="text" value="32,866,439"/>
<u>Business and Financial Operations Occupations</u> 13-0000	697	<input type="text" value="36,093,049"/>
<u>Computer, Engineering, and Science Occupations</u> 15-0000 + 17-0000 + 19-0000	447	<input type="text" value="26,091,990"/>
<u>Community, Social Service, Legal, Arts, Design,</u> <u>Entertainment, Sports, and Media Occupations</u> 21-0000 + 23-0000 + 27-0000	428	<input type="text" value="25,705,534"/>
<u>Healthcare Practitioners and Technical Occupations</u> 29-0000	41	<input type="text" value="3,296,205"/>
<u>Service Occupations</u> 31-0000 + 33-0000 + 35-0000 + 37-0000 + 39-0000	583	<input type="text" value="16,843,037"/>
<u>Sales and Related Occupations</u> 41-0000	0	<input type="text"/>
<u>Office and Administrative Support Occupations</u> 43-0000	720	<input type="text" value="22,867,430"/>
<u>Natural Resources, Construction, and Maintenance</u> <u>Occupations</u> 45-0000 + 47-0000 + 49-0000	201	<input type="text" value="8,280,050"/>
<u>Production, Transportation, and Material Moving Occupations</u> 51-0000 + 53-0000	83	<input type="text" value="2,713,224"/>

Institution: University of Oklahoma-Norman Campus (207500)

User ID: P2075009

Part D - Part-time Staff by Occupational Category**Number of Part-time Staff by Occupational Category****As of November 1, 2016**

- Report Hispanic/Latino individuals of any race as Hispanic/Latino
- Report race for non-Hispanic/Latino individuals only

Men

Race/ethnicity	<u>Instructional staff</u>	<u>Research staff</u>	<u>Public Service staff</u>
<u>Nonresident alien</u>	<input type="text" value="5"/>	<input type="text" value="10"/>	<input type="text"/>
<u>Hispanic/Latino</u>	<input type="text" value="3"/>	<input type="text" value="1"/>	<input type="text"/>
<u>American Indian or Alaska Native</u>	<input type="text" value="8"/>	<input type="text" value="0"/>	<input type="text"/>
<u>Asian</u>	<input type="text" value="3"/>	<input type="text" value="2"/>	<input type="text"/>
<u>Black or African American</u>	<input type="text" value="5"/>	<input type="text" value="0"/>	<input type="text"/>
<u>Native Hawaiian or Other Pacific Islander</u>	<input type="text" value="0"/>	<input type="text" value="0"/>	<input type="text"/>
<u>White</u>	<input type="text" value="102"/>	<input type="text" value="16"/>	<input type="text"/>
Two or more races	<input type="text" value="1"/>	<input type="text" value="0"/>	<input type="text"/>
<u>Race and ethnicity unknown</u>	<input type="text" value="1"/>	<input type="text" value="0"/>	<input type="text"/>
Total men	128	29	0

Women

Race/ethnicity	<u>Instructional staff</u>	<u>Research staff</u>	<u>Public Service staff</u>
Nonresident alien	<input type="text" value="1"/>	<input type="text" value="3"/>	<input type="text"/>
Hispanic/Latino	<input type="text" value="3"/>	<input type="text" value="0"/>	<input type="text"/>
American Indian or Alaska Native	<input type="text" value="5"/>	<input type="text" value="0"/>	<input type="text"/>
Asian	<input type="text" value="5"/>	<input type="text" value="0"/>	<input type="text"/>
Black or African American	<input type="text" value="6"/>	<input type="text" value="1"/>	<input type="text"/>
Native Hawaiian or Other Pacific Islander	<input type="text" value="0"/>	<input type="text" value="0"/>	<input type="text"/>
White	<input type="text" value="98"/>	<input type="text" value="21"/>	<input type="text"/>
Two or more races	<input type="text" value="3"/>	<input type="text" value="0"/>	<input type="text"/>
Race and ethnicity unknown	<input type="text" value="0"/>	<input type="text" value="0"/>	<input type="text"/>
Total women	121	25	0
Total (men+women)	249	54	0

Total from prior year	256	57
-----------------------	-----	----

Institution: University of Oklahoma-Norman Campus (207500)

User ID: P2075009

Part D - Part-time Staff by Occupational Category**Number of Part-time Staff by Occupational Category****As of November 1, 2016**

- Report Hispanic/Latino individuals of any race as Hispanic/Latino
- Report race for non-Hispanic/Latino individuals only

Men

Race/ethnicity	<u>Archivists, Curators, and Museum Technicians</u> 25-4010	<u>Librarians</u> 25-4020	<u>Library Technicians</u> 25-4030	<u>Student and Academic Affairs and Other Education Services Occupations</u> 25-2000 + 25-3000 + 25-9000	<u>Library and Student and Academic Affairs and Other Education Services Occupations</u>
<u>Nonresident alien</u>	<input type="text" value="0"/>	<input type="text" value="0"/>	<input type="text"/>	<input type="text" value="0"/>	0
<u>Hispanic/Latino</u>	<input type="text" value="0"/>	<input type="text" value="0"/>	<input type="text"/>	<input type="text" value="0"/>	0
<u>American Indian or Alaska Native</u>	<input type="text" value="0"/>	<input type="text" value="0"/>	<input type="text"/>	<input type="text" value="0"/>	0
<u>Asian</u>	<input type="text" value="0"/>	<input type="text" value="0"/>	<input type="text"/>	<input type="text" value="0"/>	0
<u>Black or African American</u>	<input type="text" value="0"/>	<input type="text" value="0"/>	<input type="text"/>	<input type="text" value="0"/>	0
<u>Native Hawaiian or Other Pacific Islander</u>	<input type="text" value="0"/>	<input type="text" value="0"/>	<input type="text"/>	<input type="text" value="0"/>	0
<u>White</u>	<input type="text" value="0"/>	<input type="text" value="0"/>	<input type="text"/>	<input type="text" value="1"/>	1
<u>Two or more races</u>	<input type="text" value="0"/>	<input type="text" value="0"/>	<input type="text"/>	<input type="text" value="0"/>	0
<u>Race and ethnicity unknown</u>	<input type="text" value="0"/>	<input type="text" value="0"/>	<input type="text"/>	<input type="text" value="0"/>	0
Total men	0	0	0	1	1

Women

Race/ethnicity	<u>Archivists, Curators, and Museum Technicians</u> 25-4010	<u>Librarians</u> 25-4020	<u>Library Technicians</u> 25-4030	<u>Student and Academic Affairs and Other Education Services Occupations</u> 25-2000 + 25-3000 + 25-9000	<u>Library and Student and Academic Affairs and Other Education Services Occupations</u>
<u>Nonresident alien</u>	<input type="text" value="0"/>	<input type="text" value="0"/>	<input type="text"/>	<input type="text" value="0"/>	0
<u>Hispanic/Latino</u>	<input type="text" value="0"/>	<input type="text" value="0"/>	<input type="text"/>	<input type="text" value="0"/>	0
<u>American Indian or Alaska Native</u>	<input type="text" value="0"/>	<input type="text" value="0"/>	<input type="text"/>	<input type="text" value="1"/>	1
<u>Asian</u>	<input type="text" value="0"/>	<input type="text" value="0"/>	<input type="text"/>	<input type="text" value="0"/>	0

Black or African American	<input type="text" value="0"/>	<input type="text" value="0"/>	<input type="text"/>	<input type="text" value="0"/>	0
Native Hawaiian or Other Pacific Islander	<input type="text" value="0"/>	<input type="text" value="0"/>	<input type="text"/>	<input type="text" value="0"/>	0
White	<input type="text" value="0"/>	<input type="text" value="1"/>	<input type="text"/>	<input type="text" value="3"/>	4
Two or more races	<input type="text" value="0"/>	<input type="text" value="0"/>	<input type="text"/>	<input type="text" value="0"/>	0
Race and ethnicity unknown	<input type="text" value="0"/>	<input type="text" value="0"/>	<input type="text"/>	<input type="text" value="0"/>	0
Total women	0	1	0	4	5
Total (men+women)	0	1	0	5	6
Total from prior year		1		4	5

Institution: University of Oklahoma-Norman Campus (207500)

User ID: P2075009

Part D - Part-time Staff by Occupational Category**Number of Part-time Staff****As of November 1, 2016**

- Report Hispanic/Latino individuals of any race as Hispanic/Latino
- Report race for non-Hispanic/Latino individuals only

Men

Race/ethnicity	<u>Management Occupations</u> 11-0000	<u>Business and Financial Operations Occupations</u> 13-0000	<u>Computer, Engineering, and Science Occupations</u> 15-0000 + 17-0000 + 19-0000	<u>Community, Social Service, Legal, Arts, Design, Entertainment, Sports, and Media Occupations</u> 21-0000 + 23-0000 + 27-0000	<u>Healthcare Practitioners and Technical Occupations</u> 29-0000
<u>Nonresident alien</u>	<input type="text" value="0"/>	<input type="text" value="0"/>	<input type="text" value="0"/>	<input type="text" value="0"/>	<input type="text" value="0"/>
<u>Hispanic/Latino</u>	<input type="text" value="0"/>	<input type="text" value="0"/>	<input type="text" value="0"/>	<input type="text" value="0"/>	<input type="text" value="0"/>
<u>American Indian or Alaska Native</u>	<input type="text" value="0"/>	<input type="text" value="0"/>	<input type="text" value="0"/>	<input type="text" value="0"/>	<input type="text" value="0"/>
<u>Asian</u>	<input type="text" value="0"/>	<input type="text" value="0"/>	<input type="text" value="0"/>	<input type="text" value="1"/>	<input type="text" value="0"/>
<u>Black or African American</u>	<input type="text" value="0"/>	<input type="text" value="0"/>	<input type="text" value="0"/>	<input type="text" value="1"/>	<input type="text" value="0"/>
<u>Native Hawaiian or Other Pacific Islander</u>	<input type="text" value="0"/>	<input type="text" value="0"/>	<input type="text" value="0"/>	<input type="text" value="0"/>	<input type="text" value="0"/>
<u>White</u>	<input type="text" value="6"/>	<input type="text" value="21"/>	<input type="text" value="4"/>	<input type="text" value="0"/>	<input type="text" value="0"/>
<u>Two or more races</u>	<input type="text" value="0"/>	<input type="text" value="0"/>	<input type="text" value="0"/>	<input type="text" value="0"/>	<input type="text" value="0"/>
<u>Race and ethnicity unknown</u>	<input type="text" value="0"/>	<input type="text" value="0"/>	<input type="text" value="0"/>	<input type="text" value="1"/>	<input type="text" value="1"/>
Total men	6	21	4	3	1

Women

Race/ethnicity	<u>Management Occupations</u> 11-0000	<u>Business and Financial Operations Occupations</u> 13-0000	<u>Computer, Engineering, and Science Occupations</u> 15-0000 + 17-0000 + 19-0000	<u>Community, Social Service, Legal, Arts, Design, Entertainment, Sports, and Media Occupations</u> 21-0000 + 23-0000 + 27-0000	<u>Healthcare Practitioners and Technical Occupations</u> 29-0000
<u>Nonresident alien</u>	<input type="text" value="0"/>	<input type="text" value="0"/>	<input type="text" value="0"/>	<input type="text" value="0"/>	<input type="text" value="0"/>
<u>Hispanic/Latino</u>	<input type="text" value="0"/>	<input type="text" value="0"/>	<input type="text" value="0"/>	<input type="text" value="0"/>	<input type="text" value="0"/>
<u>American Indian or Alaska Native</u>	<input type="text" value="0"/>	<input type="text" value="0"/>	<input type="text" value="0"/>	<input type="text" value="0"/>	<input type="text" value="1"/>

Asian	<input type="text" value="0"/>	<input type="text" value="0"/>	<input type="text" value="2"/>	<input type="text" value="0"/>	<input type="text" value="2"/>
Black or African American	<input type="text" value="0"/>	<input type="text" value="0"/>	<input type="text" value="0"/>	<input type="text" value="1"/>	<input type="text" value="0"/>
Native Hawaiian or Other Pacific Islander	<input type="text" value="0"/>	<input type="text" value="0"/>	<input type="text" value="0"/>	<input type="text" value="0"/>	<input type="text" value="0"/>
White	<input type="text" value="1"/>	<input type="text" value="10"/>	<input type="text" value="2"/>	<input type="text" value="7"/>	<input type="text" value="4"/>
Two or more races	<input type="text" value="0"/>	<input type="text" value="0"/>	<input type="text" value="0"/>	<input type="text" value="0"/>	<input type="text" value="0"/>
Race and ethnicity unknown	<input type="text" value="0"/>	<input type="text" value="0"/>	<input type="text" value="0"/>	<input type="text" value="0"/>	<input type="text" value="0"/>
Total women	1	10	4	8	7
Total (men+women)	7	31	8	11	8
Total from prior year	8	34	10	10	9

Institution: University of Oklahoma-Norman Campus (207500)

User ID: P2075009

Part D - Part-time Staff by Occupational Category**Number of Part-time Staff****As of November 1, 2016**

- Report Hispanic/Latino individuals of any race as Hispanic/Latino
- Report race for non-Hispanic/Latino individuals only

Men

Race/ethnicity	<u>Service Occupations</u> 31-0000 + 33-0000 + 35-0000 + 37-0000 + 39-0000	<u>Sales and Related Occupations</u> 41-0000	<u>Office and Administrative Support Occupations</u> 43-0000	<u>Natural Resources, Construction, and Maintenance Occupations</u> 45-0000 + 47-0000 + 49-0000	<u>Production, Transportation, and Material Moving Occupations</u> 51-0000 + 53-0000	Grand Total (All part-time staff)
<u>Nonresident alien</u>	<input type="text" value="0"/>	<input type="text"/>	<input type="text" value="0"/>	<input type="text" value="0"/>	<input type="text" value="0"/>	15
<u>Hispanic/Latino</u>	<input type="text" value="0"/>	<input type="text"/>	<input type="text" value="0"/>	<input type="text" value="0"/>	<input type="text" value="0"/>	4
<u>American Indian or Alaska Native</u>	<input type="text" value="0"/>	<input type="text"/>	<input type="text" value="0"/>	<input type="text" value="0"/>	<input type="text" value="0"/>	8
<u>Asian</u>	<input type="text" value="0"/>	<input type="text"/>	<input type="text" value="0"/>	<input type="text" value="0"/>	<input type="text" value="0"/>	6
<u>Black or African American</u>	<input type="text" value="1"/>	<input type="text"/>	<input type="text" value="1"/>	<input type="text" value="0"/>	<input type="text" value="0"/>	8
<u>Native Hawaiian or Other Pacific Islander</u>	<input type="text" value="0"/>	<input type="text"/>	<input type="text" value="0"/>	<input type="text" value="0"/>	<input type="text" value="0"/>	0
<u>White</u>	<input type="text" value="7"/>	<input type="text"/>	<input type="text" value="12"/>	<input type="text" value="3"/>	<input type="text" value="0"/>	172
<u>Two or more races</u>	<input type="text" value="0"/>	<input type="text"/>	<input type="text" value="1"/>	<input type="text" value="0"/>	<input type="text" value="0"/>	2
<u>Race and ethnicity unknown</u>	<input type="text" value="0"/>	<input type="text"/>	<input type="text" value="0"/>	<input type="text" value="0"/>	<input type="text" value="0"/>	3
Total men	8	0	14	3	0	218

Women

Race/ethnicity	<u>Service Occupations</u> 31-0000 + 33-0000 + 35-0000 + 37-0000 + 39-0000	<u>Sales and Related Occupations</u> 41-0000	<u>Office and Administrative Support Occupations</u> 43-0000	<u>Natural Resources, Construction, and Maintenance Occupations</u> 45-0000 + 47-0000 + 49-0000	<u>Production, Transportation, and Material Moving Occupations</u> 51-0000 + 53-0000	Grand Total (All part-time staff)

Nonresident alien	<input type="text" value="0"/>	<input type="text"/>	<input type="text" value="0"/>	<input type="text" value="0"/>	<input type="text" value="0"/>	4
Hispanic/Latino	<input type="text" value="1"/>	<input type="text"/>	<input type="text" value="2"/>	<input type="text" value="0"/>	<input type="text" value="0"/>	6
American Indian or Alaska Native	<input type="text" value="0"/>	<input type="text"/>	<input type="text" value="3"/>	<input type="text" value="0"/>	<input type="text" value="0"/>	10
Asian	<input type="text" value="0"/>	<input type="text"/>	<input type="text" value="0"/>	<input type="text" value="0"/>	<input type="text" value="0"/>	9
Black or African American	<input type="text" value="2"/>	<input type="text"/>	<input type="text" value="1"/>	<input type="text" value="0"/>	<input type="text" value="1"/>	12
Native Hawaiian or Other Pacific Islander	<input type="text" value="0"/>	<input type="text"/>	<input type="text" value="0"/>	<input type="text" value="0"/>	<input type="text" value="0"/>	0
White	<input type="text" value="5"/>	<input type="text"/>	<input type="text" value="48"/>	<input type="text" value="0"/>	<input type="text" value="0"/>	200
Two or more races	<input type="text" value="0"/>	<input type="text"/>	<input type="text" value="1"/>	<input type="text" value="0"/>	<input type="text" value="0"/>	4
Race and ethnicity unknown	<input type="text" value="0"/>	<input type="text"/>	<input type="text" value="4"/>	<input type="text" value="0"/>	<input type="text" value="2"/>	6
Total women	8	0	59	0	3	251
Total (men+women)	16	0	73	3	3	469
Total from prior year	17		87	5		498

Institution: University of Oklahoma-Norman Campus (207500)

User ID: P2075009

Part D - Graduate assistants**Number of Graduate Assistants****As of November 1, 2016**

- Report Hispanic/Latino individuals of any race as Hispanic/Latino
- Report race for non-Hispanic/Latino individuals only

Men

Race/ethnicity	<u>Teaching</u> 25-1191	<u>Research</u>	<u>Other</u> 11-0000, 13-0000, 15-0000, 17-0000, 19-0000, 21-0000, 23-0000, 27-0000, 25-4000, 25-4010, 25-4020, 25-4030, 25-2000, 25-3000, 25-9000, 29-0000	Total
<u>Nonresident alien</u>	128	242		370
<u>Hispanic/Latino</u>	17	18		35
<u>American Indian or Alaska Native</u>	10	9		19
<u>Asian</u>	23	17		40
<u>Black or African American</u>	12	16		28
<u>Native Hawaiian or Other Pacific Islander</u>	0	0		0
<u>White</u>	322	219		541
Two or more races	15	11		26
<u>Race and ethnicity unknown</u>	3	5		8
Total men	530	537	0	1,067

Women




Race/ethnicity	<u>Teaching</u> 25-1191	<u>Research</u>	<u>Other</u> 11-0000, 13-0000, 15-0000, 17-0000, 19-0000, 21-0000, 23-0000, 27-0000, 25-4000, 25-4010, 25-4020, 25-4030, 25-2000, 25-3000, 25-9000, 29-0000	Total
<u>Nonresident alien</u>	103	125		228
<u>Hispanic/Latino</u>	31	10		41
<u>American Indian or Alaska Native</u>	16	6		22
<u>Asian</u>	13	15		28
<u>Black or African American</u>	9	13		22
<u>Native Hawaiian or Other Pacific Islander</u>	1	0		1
<u>White</u>	219	210		429



Two or more races	<input type="text" value="11"/>	<input type="text" value="10"/>	<input type="text" value=""/>	21
Race and ethnicity unknown	<input type="text" value="3"/>	<input type="text" value="5"/>	<input type="text" value=""/>	8
Total women	406	394	0	800
Total (men+women)	936	931	0	1,867
Total from prior year	906	933		1,839

Institution: University of Oklahoma-Norman Campus (207500)

User ID: P2075009

Part E - Part-time Staff by Occupational Category and Tenure Status**Number of Part-time Staff****As of November 1, 2016**

Occupational category	With <u>Faculty Status</u>						Without Faculty Status	Total		
	<u>Tenured</u>	<u>On Tenure Track</u>	<u>Not on Tenure Track</u>							
			<u>Multi-year</u>	<u>Annual contract</u>	<u>Less-than-annual contract</u>	<u>Indefinite duration (continuing or at-will)</u>				
<u>Primarily Instruction</u>	0	0	2	81	166	0	0	249		
 <u>Exclusively credit</u>	<input type="text"/>	<input type="text"/>	<input type="text"/>	<input type="text"/>	<input type="text"/>	<input type="text"/>	<input type="text"/>	0		
 <u>Exclusively not-for-credit</u>	<input type="text"/>	<input type="text"/>	<input type="text"/>	<input type="text"/>	<input type="text"/>	<input type="text"/>	<input type="text"/>	0		
<u>Combined credit/not-for-credit</u>	<input type="text"/>	<input type="text"/>	2	81	166	<input type="text"/>	<input type="text"/>	249		
<u>Instruction/research/public service staff</u>	0	0	<input type="text"/>	<input type="text"/>	<input type="text"/>	<input type="text"/>	<input type="text"/>	0		
<u>Research staff</u>	<input type="text"/>	<input type="text"/>	<input type="text"/>	<input type="text"/>	<input type="text"/>	52	2	54		
<u>Public Service staff</u>	<input type="text"/>	<input type="text"/>	<input type="text"/>	<input type="text"/>	<input type="text"/>	<input type="text"/>	<input type="text"/>	0		
<u>Archivists, Curators, and Museum Technicians 25-4010</u>	<input type="text"/>	<input type="text"/>	<input type="text"/>	<input type="text"/>	<input type="text"/>	<input type="text"/>	0	0		
<u>Librarians 25-4020</u>	<input type="text"/>	<input type="text"/>	<input type="text"/>	<input type="text"/>	<input type="text"/>	<input type="text"/>	1	1		
<u>Library Technicians 25-4030</u>	<input type="text"/>	<input type="text"/>	<input type="text"/>	<input type="text"/>	<input type="text"/>	<input type="text"/>	<input type="text"/>	0		
 <u>Student and Academic Affairs and Other Education Services Occupations 25-2000 + 25-3000 + 25-9000</u>	<input type="text"/>	<input type="text"/>	<input type="text"/>	<input type="text"/>	<input type="text"/>	<input type="text"/>	5	5		
<u>Management Occupations 11-0000</u>	<input type="text"/>	<input type="text"/>	<input type="text"/>	<input type="text"/>	<input type="text"/>	<input type="text"/>	7	7		
<u>Business and Financial Operations Occupations 13-0000</u>	<input type="text"/>	<input type="text"/>	<input type="text"/>	<input type="text"/>	<input type="text"/>	<input type="text"/>	31	31		
<u>Computer, Engineering, and Science Occupations 15-0000 + 17-0000 + 19-0000</u>	<input type="text"/>	<input type="text"/>	<input type="text"/>	<input type="text"/>	<input type="text"/>	<input type="text"/>	8	8		

Community, Social Service, Legal, Arts, Design, Entertainment, Sports, and Media Occupations 21-0000 + 23-0000 + 27-0000	<input type="text"/>	<input type="text"/>	<input type="text"/>	<input type="text"/>	<input type="text"/>	<input type="text"/>	<input type="text" value="11"/>	11
Healthcare Practitioners and Technical Occupations 29-0000	<input type="text"/>	<input type="text"/>	<input type="text"/>	<input type="text"/>	<input type="text"/>	<input type="text"/>	<input type="text" value="8"/>	8
Total	 0	0	2	81	166	 52	73	374
Total from prior year	1	0		61	248		76	389

Institution: University of Oklahoma-Norman Campus (207500)

User ID: P2075009

Part F - Part-time Summary

Summary of Part-time Staff								
As of November 1, 2016								
Occupational category	With Faculty Status						Without Faculty Status	Total
	Tenured	On Tenure Track	Not on Tenure Track					
			Multi-year	Annual contract	Less-than-annual contract	Indefinite duration (continuing or at-will)		
Primarily Instruction	0	0	2	81	166	0	0	249
Exclusively credit								0
Exclusively not-for-credit								0
Combined credit/not-for-credit			2	81	166			249
Instruction/research/public service staff	0	0						0
Research staff						52	2	54
Public Service staff								0
Archivists, Curators, and Museum Technicians 25-4010							0	0
Librarians 25-4020							1	1
Library Technicians 25-4030								0
Student and Academic Affairs and Other Education Services Occupations 25-2000 + 25-3000 + 25-9000							5	5
Management Occupations 11-0000							7	7
Business and Financial Operations Occupations 13-0000							31	31
Computer, Engineering, and Science Occupations 15-0000 + 17-0000 + 19-0000							8	8
Community, Social Service, Legal, Arts, Design, Entertainment, Sports, and Media Occupations 21-0000 + 23-0000 + 27-0000							11	11

Healthcare Practitioners and Technical Occupations 29-0000							8	8
Service Occupations 31-0000 + 33-0000 + 35-0000 + 37-0000 + 39-0000								16
Sales and Related Occupations 41-0000								0
Office and Administrative Support Occupations 43-0000								73
Natural Resources, Construction, and Maintenance Occupations 45-0000 + 47-0000 + 49-0000								3
Production, Transportation, and Material Moving Occupations 51-0000 + 53-0000								3
Graduate Assistants								1,867
Teaching 25-1191								936
Research								931
Other 11-0000, 13-0000, 15-0000, 17-0000, 19-0000, 21-0000, 23-0000, 27-0000, 25-4000, 25-4010, 25-4020, 25-4030, 25-2000, 25-3000, 25-9000, 29-0000								0
Total								2,336

Institution: University of Oklahoma-Norman Campus (207500)

User ID: P2075009

Part H - New Hires, Full-time Instructional Staff by Tenure Status**Number of Newly Hired Full-time Permanent Instructional Staff****(Hired full-time between November 1, 2015 - October 31, 2016)**

- Report Hispanic/Latino individuals of any race as Hispanic/Latino
- Report race for non-Hispanic/Latino individuals only
- Include Primarily Instruction and Instruction Combined with Research and Public Service

Men

Race/ethnicity	With <u>Faculty Status</u>						Without Faculty Status	Total
	<u>Tenured</u>	<u>On Tenure Track</u>	<u>Not on Tenure Track</u>					
			<u>Multi-year</u>	<u>Annual contract</u>	<u>Less-than-annual contract</u>	<u>Indefinite duration (continuing or at-will)</u>		
<u>Nonresident alien</u>	<input type="text" value="0"/>	<input type="text" value="2"/>	<input type="text" value="1"/>	<input type="text" value="0"/>	<input type="text"/>	<input type="text"/>	<input type="text"/>	3
<u>Hispanic/Latino</u>	<input type="text" value="1"/>	<input type="text" value="1"/>	<input type="text" value="0"/>	<input type="text" value="0"/>	<input type="text"/>	<input type="text"/>	<input type="text"/>	2
<u>American Indian or Alaska Native</u>	<input type="text" value="0"/>	<input type="text" value="0"/>	<input type="text" value="0"/>	<input type="text" value="0"/>	<input type="text"/>	<input type="text"/>	<input type="text"/>	0
<u>Asian</u>	<input type="text" value="2"/>	<input type="text" value="2"/>	<input type="text" value="1"/>	<input type="text" value="0"/>	<input type="text"/>	<input type="text"/>	<input type="text"/>	5
<u>Black or African American</u>	<input type="text" value="1"/>	<input type="text" value="0"/>	<input type="text" value="0"/>	<input type="text" value="0"/>	<input type="text"/>	<input type="text"/>	<input type="text"/>	1
<u>Native Hawaiian or Other Pacific Islander</u>	<input type="text" value="0"/>	<input type="text" value="0"/>	<input type="text" value="0"/>	<input type="text" value="0"/>	<input type="text"/>	<input type="text"/>	<input type="text"/>	0
<u>White</u>	<input type="text" value="5"/>	<input type="text" value="11"/>	<input type="text" value="0"/>	<input type="text" value="12"/>	<input type="text" value="1"/>	<input type="text"/>	<input type="text"/>	29
<u>Two or more races</u>	<input type="text" value="0"/>	<input type="text" value="1"/>	<input type="text" value="0"/>	<input type="text" value="0"/>	<input type="text"/>	<input type="text"/>	<input type="text"/>	1
<u>Race and ethnicity unknown</u>	<input type="text" value="0"/>	<input type="text" value="0"/>	<input type="text" value="0"/>	<input type="text" value="0"/>	<input type="text"/>	<input type="text"/>	<input type="text"/>	0
Total men	9	17	2	12	1	0	0	41

Women

Race/ethnicity	With <u>Faculty Status</u>						Without Faculty Status	Total
	<u>Tenured</u>	<u>On Tenure Track</u>	<u>Not on Tenure Track</u>					
			<u>Multi-year</u>	<u>Annual contract</u>	<u>Less-than-annual contract</u>	<u>Indefinite duration (continuing or at-will)</u>		
Nonresident alien	<input type="text" value="0"/>	<input type="text" value="0"/>	<input type="text" value="0"/>	<input type="text" value="4"/>	<input type="text"/>	<input type="text"/>	<input type="text"/>	4
Hispanic/Latino	<input type="text" value="0"/>	<input type="text" value="1"/>	<input type="text" value="0"/>	<input type="text" value="1"/>	<input type="text"/>	<input type="text"/>	<input type="text"/>	2

American Indian or Alaska Native	<input type="text" value="0"/>	<input type="text" value="0"/>	<input type="text" value="0"/>	<input type="text" value="0"/>	<input type="text"/>	<input type="text"/>	<input type="text"/>	0
Asian	<input type="text" value="0"/>	<input type="text" value="2"/>	<input type="text" value="0"/>	<input type="text" value="0"/>	<input type="text"/>	<input type="text"/>	<input type="text"/>	2
Black or African American	<input type="text" value="0"/>	<input type="text" value="0"/>	<input type="text" value="1"/>	<input type="text" value="0"/>	<input type="text"/>	<input type="text"/>	<input type="text"/>	1
Native Hawaiian or Other Pacific Islander	<input type="text" value="0"/>	<input type="text" value="0"/>	<input type="text" value="0"/>	<input type="text" value="0"/>	<input type="text"/>	<input type="text"/>	<input type="text"/>	0
White	<input type="text" value="4"/>	<input type="text" value="5"/>	<input type="text" value="6"/>	<input type="text" value="2"/>	<input type="text"/>	<input type="text"/>	<input type="text"/>	17
Two or more races	<input type="text" value="0"/>	<input type="text" value="1"/>	<input type="text" value="0"/>	<input type="text" value="0"/>	<input type="text"/>	<input type="text"/>	<input type="text"/>	1
Race and ethnicity unknown	<input type="text" value="0"/>	<input type="text" value="0"/>	<input type="text" value="1"/>	<input type="text" value="0"/>	<input type="text"/>	<input type="text"/>	<input type="text"/>	1
Total women	4	9	8	7	0	0	0	28
Total (men+women)	13	26	10	19	1	0	0	69

Institution: University of Oklahoma-Norman Campus (207500)

User ID: P2075009

Part H - New Hires, Full-time Staff by Occupational Category**Number of Newly Hired Full-time Staff****(Hired full-time between November 1, 2015 - October 31, 2016)**

- Report Hispanic/Latino individuals of any race as Hispanic/Latino
- Report race for non-Hispanic/Latino individuals only

Men

Race/ethnicity	<u>Instructional Staff</u> (from Part H, screen 1)	<u>Research staff</u>	<u>Public Service staff</u>	<u>Library and Student and Academic Affairs and Other Education Services Occupations</u> 25-4000 + 25-2000 + 25-3000 + 25-9000
<u>Nonresident alien</u>	3	<input type="text" value="10"/>	<input type="text"/>	<input type="text" value="0"/>
<u>Hispanic/Latino</u>	2	<input type="text" value="1"/>	<input type="text"/>	<input type="text" value="2"/>
<u>American Indian or Alaska Native</u>	0	<input type="text" value="0"/>	<input type="text"/>	<input type="text" value="0"/>
<u>Asian</u>	5	<input type="text" value="3"/>	<input type="text"/>	<input type="text" value="0"/>
<u>Black or African American</u>	1	<input type="text" value="1"/>	<input type="text"/>	<input type="text" value="3"/>
<u>Native Hawaiian or Other Pacific Islander</u>	0	<input type="text" value="0"/>	<input type="text"/>	<input type="text" value="0"/>
<u>White</u>	29	<input type="text" value="11"/>	<input type="text"/>	<input type="text" value="9"/>
Two or more races	1	<input type="text" value="1"/>	<input type="text"/>	<input type="text" value="0"/>
<u>Race and ethnicity unknown</u>	0	<input type="text" value="0"/>	<input type="text"/>	<input type="text" value="1"/>
Total men	41	27	0	15

Women

Race/ethnicity	<u>Instructional Staff</u> (from Part H, screen 1)	<u>Research staff</u>	<u>Public Service staff</u>	<u>Library and Student and Academic Affairs and Other Education Services Occupations</u> 25-4000 + 25-2000 + 25-3000 + 25-9000
Nonresident alien	4	<input type="text" value="8"/>	<input type="text"/>	<input type="text" value="0"/>
Hispanic/Latino	2	<input type="text" value="0"/>	<input type="text"/>	<input type="text" value="3"/>
American Indian or Alaska Native	0	<input type="text" value="0"/>	<input type="text"/>	<input type="text" value="4"/>
Asian	2	<input type="text" value="2"/>	<input type="text"/>	<input type="text" value="1"/>
Black or African American	1	<input type="text" value="0"/>	<input type="text"/>	<input type="text" value="2"/>
Native Hawaiian or Other Pacific Islander	0	<input type="text" value="0"/>	<input type="text"/>	<input type="text" value="0"/>

White	17	<input type="text" value="9"/>	<input type="text"/>	<input type="text" value="29"/>
Two or more races	1	<input type="text" value="0"/>	<input type="text"/>	<input type="text" value="1"/>
Race and ethnicity unknown	1	<input type="text" value="1"/>	<input type="text"/>	<input type="text" value="0"/>
Total women	28	20	0	40
Total (men+women)	69	47	0	55

Institution: University of Oklahoma-Norman Campus (207500)

User ID: P2075009

Part H - New Hires, Full-time Staff by Occupational Category**Number of Newly Hired Full-time Staff****(Hired full-time between November 1, 2015 - October 31, 2016)**

- Report Hispanic/Latino individuals of any race as Hispanic/Latino
- Report race for non-Hispanic/Latino individuals only

Men

Race/ethnicity	<u>Management Occupations</u> 11-0000	<u>Business and Financial Operations Occupations</u> 13-0000	<u>Computer, Engineering, and Science Occupations</u> 15-0000 + 17-0000 + 19-0000	<u>Community, Social Service, Legal, Arts, Design, Entertainment, Sports, and Media Occupations</u> 21-0000 + 23-0000 + 27-0000	<u>Healthcare Practitioners and Technical Occupations</u> 29-0000
<u>Nonresident alien</u>	<input type="text" value="0"/>	<input type="text" value="0"/>	<input type="text" value="0"/>	<input type="text" value="0"/>	<input type="text" value="0"/>
<u>Hispanic/Latino</u>	<input type="text" value="0"/>	<input type="text" value="0"/>	<input type="text" value="2"/>	<input type="text" value="0"/>	<input type="text" value="0"/>
<u>American Indian or Alaska Native</u>	<input type="text" value="0"/>	<input type="text" value="0"/>	<input type="text" value="1"/>	<input type="text" value="0"/>	<input type="text" value="0"/>
<u>Asian</u>	<input type="text" value="0"/>	<input type="text" value="2"/>	<input type="text" value="0"/>	<input type="text" value="0"/>	<input type="text" value="0"/>
<u>Black or African American</u>	<input type="text" value="0"/>	<input type="text" value="0"/>	<input type="text" value="1"/>	<input type="text" value="1"/>	<input type="text" value="1"/>
<u>Native Hawaiian or Other Pacific Islander</u>	<input type="text" value="0"/>	<input type="text" value="0"/>	<input type="text" value="0"/>	<input type="text" value="0"/>	<input type="text" value="0"/>
<u>White</u>	<input type="text" value="2"/>	<input type="text" value="7"/>	<input type="text" value="18"/>	<input type="text" value="15"/>	<input type="text" value="1"/>
<u>Two or more races</u>	<input type="text" value="0"/>	<input type="text" value="1"/>	<input type="text" value="3"/>	<input type="text" value="0"/>	<input type="text" value="0"/>
<u>Race and ethnicity unknown</u>	<input type="text" value="0"/>	<input type="text" value="0"/>	<input type="text" value="1"/>	<input type="text" value="0"/>	<input type="text" value="1"/>
Total men	2	10	26	16	3

Women

Race/ethnicity	<u>Management Occupations</u> 11-0000	<u>Business and Financial Operations Occupations</u> 13-0000	<u>Computer, Engineering, and Science Occupations</u> 15-0000 + 17-0000 + 19-0000	<u>Community, Social Service, Legal, Arts, Design, Entertainment, Sports, and Media Occupations</u> 21-0000 + 23-0000 + 27-0000	<u>Healthcare Practitioners and Technical Occupations</u> 29-0000
<u>Nonresident alien</u>	<input type="text" value="0"/>	<input type="text" value="0"/>	<input type="text" value="2"/>	<input type="text" value="1"/>	<input type="text" value="0"/>
<u>Hispanic/Latino</u>	<input type="text" value="2"/>	<input type="text" value="0"/>	<input type="text" value="2"/>	<input type="text" value="0"/>	<input type="text" value="0"/>
<u>American Indian or Alaska Native</u>	<input type="text" value="0"/>	<input type="text" value="2"/>	<input type="text" value="0"/>	<input type="text" value="0"/>	<input type="text" value="0"/>

Asian	<input type="text" value="0"/>	<input type="text" value="1"/>	<input type="text" value="0"/>	<input type="text" value="0"/>	<input type="text" value="0"/>
Black or African American	<input type="text" value="1"/>	<input type="text" value="3"/>	<input type="text" value="1"/>	<input type="text" value="0"/>	<input type="text" value="0"/>
Native Hawaiian or Other Pacific Islander	<input type="text" value="0"/>	<input type="text" value="0"/>	<input type="text" value="0"/>	<input type="text" value="0"/>	<input type="text" value="0"/>
White	<input type="text" value="3"/>	<input type="text" value="11"/>	<input type="text" value="7"/>	<input type="text" value="19"/>	<input type="text" value="2"/>
Two or more races	<input type="text" value="0"/>	<input type="text" value="0"/>	<input type="text" value="0"/>	<input type="text" value="0"/>	<input type="text" value="1"/>
Race and ethnicity unknown	<input type="text" value="0"/>	<input type="text" value="1"/>	<input type="text" value="2"/>	<input type="text" value="1"/>	<input type="text" value="0"/>
Total women	6	18	14	21	3
Total (men+women)	8	28	40	37	6

Institution: University of Oklahoma-Norman Campus (207500)

User ID: P2075009

Part H - New Hires, Full-time Staff by Occupational Category**Number of Newly Hired Full-time Staff****(Hired full-time between November 1, 2015 - October 31, 2016)**

- Report Hispanic/Latino individuals of any race as Hispanic/Latino
- Report race for non-Hispanic/Latino individuals only

Men

Race/ethnicity	<u>Service Occupations</u> 31-0000 + 33-0000 + 35-0000 + 37-0000 + 39-0000	<u>Sales and Related Occupations</u> 41-0000	<u>Office and Administrative Support Occupations</u> 43-0000	<u>Natural Resources, Construction, and Maintenance Occupations</u> 45-0000 + 47-0000 + 49-0000	<u>Production, Transportation, and Material Moving Occupations</u> 51-0000 + 53-0000	Grand Total (All full-time new hires)
<u>Nonresident alien</u>	<input type="text" value="0"/>	<input type="text"/>	<input type="text" value="0"/>	<input type="text" value="0"/>	<input type="text" value="0"/>	13
<u>Hispanic/Latino</u>	<input type="text" value="4"/>	<input type="text"/>	<input type="text" value="0"/>	<input type="text" value="0"/>	<input type="text" value="1"/>	12
<u>American Indian or Alaska Native</u>	<input type="text" value="1"/>	<input type="text"/>	<input type="text" value="1"/>	<input type="text" value="1"/>	<input type="text" value="0"/>	4
<u>Asian</u>	<input type="text" value="3"/>	<input type="text"/>	<input type="text" value="1"/>	<input type="text" value="0"/>	<input type="text" value="0"/>	14
<u>Black or African American</u>	<input type="text" value="7"/>	<input type="text"/>	<input type="text" value="0"/>	<input type="text" value="0"/>	<input type="text" value="0"/>	15
<u>Native Hawaiian or Other Pacific Islander</u>	<input type="text" value="0"/>	<input type="text"/>	<input type="text" value="0"/>	<input type="text" value="0"/>	<input type="text" value="0"/>	0
<u>White</u>	<input type="text" value="23"/>	<input type="text"/>	<input type="text" value="4"/>	<input type="text" value="8"/>	<input type="text" value="5"/>	132
<u>Two or more races</u>	<input type="text" value="1"/>	<input type="text"/>	<input type="text" value="1"/>	<input type="text" value="0"/>	<input type="text" value="0"/>	8
<u>Race and ethnicity unknown</u>	<input type="text" value="1"/>	<input type="text"/>	<input type="text" value="0"/>	<input type="text" value="0"/>	<input type="text" value="1"/>	5
Total men	40	0	7	9	7	203

Women

Race/ethnicity	<u>Service Occupations</u> 31-0000 + 33-0000 + 35-0000 + 37-0000 + 39-0000	<u>Sales and Related Occupations</u> 41-0000	<u>Office and Administrative Support Occupations</u> 43-0000	<u>Natural Resources, Construction, and Maintenance Occupations</u> 45-0000 + 47-0000 + 49-0000	<u>Production, Transportation, and Material Moving Occupations</u> 51-0000 + 53-0000	Grand Total (All full-time new hires)

Nonresident alien	<input type="text" value="0"/>	<input type="text"/>	<input type="text" value="0"/>	<input type="text" value="0"/>	<input type="text" value="0"/>	15
Hispanic/Latino	<input type="text" value="3"/>	<input type="text"/>	<input type="text" value="3"/>	<input type="text" value="0"/>	<input type="text" value="0"/>	15
American Indian or Alaska Native	<input type="text" value="1"/>	<input type="text"/>	<input type="text" value="1"/>	<input type="text" value="0"/>	<input type="text" value="0"/>	8
Asian	<input type="text" value="1"/>	<input type="text"/>	<input type="text" value="0"/>	<input type="text" value="0"/>	<input type="text" value="0"/>	7
Black or African American	<input type="text" value="3"/>	<input type="text"/>	<input type="text" value="2"/>	<input type="text" value="0"/>	<input type="text" value="0"/>	13
Native Hawaiian or Other Pacific Islander	<input type="text" value="0"/>	<input type="text"/>	<input type="text" value="0"/>	<input type="text" value="0"/>	<input type="text" value="0"/>	0
White	<input type="text" value="17"/>	<input type="text"/>	<input type="text" value="37"/>	<input type="text" value="0"/>	<input type="text" value="2"/>	153
Two or more races	<input type="text" value="4"/>	<input type="text"/>	<input type="text" value="2"/>	<input type="text" value="0"/>	<input type="text" value="0"/>	9
Race and ethnicity unknown	<input type="text" value="0"/>	<input type="text"/>	<input type="text" value="2"/>	<input type="text" value="0"/>	<input type="text" value="0"/>	8
Total women	29	0	47	0	2	228
Total (men+women)	69	0	54	9	9	431

Institution: University of Oklahoma-Norman Campus (207500)

User ID: P2075009

Human Resources Survey Evaluation**Were any staff members difficult to categorize? If so, please explain in the box below.**

--

Institution: University of Oklahoma-Norman Campus (207500)

User ID: P2075009

Prepared by**This survey component was prepared by:**

<input type="radio"/>	Keyholder	<input type="radio"/>	SFA Contact	<input type="radio"/>	HR Contact
<input type="radio"/>	Finance Contact	<input type="radio"/>	Academic Library Contact	<input type="radio"/>	Other

Name:

Email:

How long did it take to prepare this survey component?

hours

minutes

The name of the preparer is being collected so that we can follow up with the appropriate person in the event that there are questions concerning the data. The Keyholder will be copied on all email correspondence to other preparers.

The time it took to prepare this component is being collected so that we can continue to improve our estimate of the reporting burden associated with IPEDS. Please include in your estimate the time it took for you to review instructions, query and search data sources, complete and review the component, and submit the data through the Data Collection System.

Thank you for your assistance.

Institution: University of Oklahoma-Norman Campus (207500)

User ID: P2075009

Summary**Human Resources Component Summary**

IPEDS collects important information regarding your institution. All data reported in IPEDS survey components become available in the IPEDS Data Center and appear as aggregated data in various Department of Education reports. Additionally, some of the reported data appears specifically for your institution through the College Navigator website and is included in your institution's Data Feedback Report (DFR). The purpose of this summary is to provide you an opportunity to view some of the data that, when accepted through the IPEDS quality control process, will appear on the College Navigator website and/or your DFR. College Navigator is updated approximately three months after the data collection period closes and Data Feedback Reports will be available through the [Data Center](#) and sent to your institution's CEO in November 2016.

Please review your data for accuracy. If you have questions about the data displayed below after reviewing the data reported on the survey screens, please contact the IPEDS Help Desk at: 1-877-225-2568 or ipedshelp@rti.org.

Number of staff by employment status and occupational category: Fall 2016			
Occupational category	Reported values		FTE staff
	Number of full-time staff	Number of part-time staff	
Total number of staff	5,516	469	5,672
Instructional Staff	1,211	249	1,294
Primary Instruction	283	249	366
Exclusively credit	0	0	0
Exclusively not-for-credit	0	0	0
Combined credit/not-for-credit	283	249	366
Instruction/research/public service	928	0	928
Research Staff	369	54	387
Public Service Staff	0	0	0
Library and Student and Academic Affairs and Other Education Services Occupations SOC	403	6	405
Librarians, Curators, and Archivists SOC 25-4000	64	1	64
Archivists, Curators, and Museum Technicians SOC 25-4010	22	0	22
Librarians SOC 25-4020	42	1	42
Library Technicians SOC 25-4030	0	0	0
Student and Academic Affairs and Other Education Services Occupations SOC 25-2000 + 25-3000 + 25-9000	339	5	341
Management Occupations SOC 11-0000	333	7	335

Business and Financial Operations Occupations SOC 13-0000	697	31	707
Computer, Engineering, and Science Occupations SOC 15-0000 + 17-0000 + 19-0000	447	8	450
Community, Social Service, Legal, Arts, Design, Entertainment, Sports and Media Occupations SOC 21-0000 + 23-0000 + 27-0000	428	11	432
Healthcare Practitioners and Technical Occupations SOC 29-0000	41	8	44
Service Occupations SOC 31-0000 + 33-0000 + 35-0000 + 37-0000 + 39-0000	583	16	588
Sales and Related Occupations SOC 41-0000	0	0	0
Office and Administrative Support Occupations SOC 43-0000	720	73	744
Natural Resources, Construction, and Maintenance Occupations SOC 45-0000 + 47-0000 + 49-0000	201	3	202
Production, Transportation, and Material Moving Occupations SOC 51-0000 + 53-0000	83	3	84

NOTE: Full-time-equivalent (FTE) staff is calculated by summing the total number of full-time staff and adding one-third of the total number of part-time staff. Graduate assistants are not included in the above figures. Many of the FTE figures may be included in the DFR.

**Salaries of full-time instructional staff by contract length and academic rank:
Academic year 2016-17**

Academic rank	Months Covered by Annual Salary				Total Staff for Salary reporting	Total Number of Months	Salary Outlays	Weighted Average Monthly Salaries
	12 months	11 months	10 months	9 months				
All Ranks	229			951	1,180	11,307	\$106,841,391	\$9,449
Professor	78			320	398	3,816	\$50,263,615	\$13,172
Associate professor	39			264	303	2,844	\$25,588,639	\$8,997
Assistant professor	42			278	320	3,006	\$23,459,890	\$7,804
Instructor	37			42	79	822	\$3,694,792	\$4,495
Lecturer	33			47	80	819	\$3,834,455	\$4,682
No academic rank								

NOTE: The above data are based on the Salary Outlays part of the IPEDS HR component. The Weighted average monthly salaries of full-time instructional staff by academic rank are calculated by adding the salary outlays reported for Men plus Women by academic rank, then dividing the sum by the "Total Number of Months" for Men plus Women by academic rank. Salaries of full-time instructional staff paid less than 9 months per year are not collected. Also, salaries of medical school staff are not collected. The weighted average monthly salaries may be included in the DFR.

Institution: University of Oklahoma-Norman Campus (207500)

User ID: P2075009

Edit Report

Human Resources**University of Oklahoma-Norman Campus (207500)**

Source	Description	Severity	Resolved	Options
--------	-------------	----------	----------	---------

Screen: A1 - FT Instructional, Rank and Tenure - Annual Contract

Screen Entry	This number is outside the expected range of between 1 and 30 based on the prior year value. Please correct your data or explain. (Error #1387)	Explanation	Yes	
Reason:	This is a change in where we reported them last year as we can more accurately categorize faculty now that we have more detailed information about employment contracts.			

Screen: A1 - FT Instructional, Rank and Tenure - Less-Than-Annual Contract

Screen Entry	This number is outside the expected range of between 67 and 139 based on the prior year value. Please correct your data or explain. (Error #1387)	Explanation	Yes	
Reason:	This is a change in where we reported them last year as we can more accurately categorize faculty now that we have more detailed information about employment contracts.			

Screen: A1 - FT Instructional, Rank and Tenure - Indefinite duration Contract

Screen Entry	This number is outside the expected range of between 87 and 179 based on the prior year value. Please correct your data or explain. (Error #1387)	Explanation	Yes	
Reason:	OU does not employ faculty on indefinite duration contracts.			

Screen: B2 - FT Non-instructional, Occupation and Tenure - 1

Screen Entry	This number is outside the expected range of between 240 and 400 based on the prior year value. Please correct your data or explain. (Error #1387)	Explanation	Yes	
Reason:	This is a change in where we reported them last year as we can more accurately categorize faculty now that we have more detailed information about employment contracts.			
Screen Entry	This number is outside the expected range of between 1 and 30 based on the prior year value. Please correct your data or explain. (Error #1387)	Explanation	Yes	
Reason:	This is a change in where we reported them last year as we can more accurately categorize faculty now that we have more detailed information about employment contracts.			

Screen: E - PT Staff, Occupation and Tenure - 1

Screen Entry	The total number of part-time non-medical school staff with a multi-year or indefinite duration contract (54) is outside the expected range of between 1 and 30 based on the prior year multi-year, continuing, or at-will contract value. Please correct your data or explain. (Error #1631)	Explanation	Yes	
Reason:	This is a change in where we reported them last year as we can more accurately categorize faculty now that we have more detailed information about employment contracts.			
Screen Entry	This number is outside the expected range of between 1 and 30 based on the prior year value. Please correct your data or explain. (Error #1387)	Explanation	Yes	
Reason:	Change is only one person.			