

IPEDS 2020-21 Data Collection System

IPEDS HELP DESK (877) 225-2568 | ipedshelp@rti.org

OMB NO. 1850-0582 v.27 : Approval Expires 8/31/2022

User ID: P2075003

Student Financial Aid 2020-21

Institution: University of Oklahoma-Norman Campus (207500)

User ID: P2075003

Overview

IPEDS Student Financial Aid Component Overview - Public Academic Reporters

Welcome to the Student Financial Aid (SFA) component. The purpose of the SFA component is to collect information about financial aid provided to various groups of undergraduate students and military/veteran educational benefits for all students at your institution.

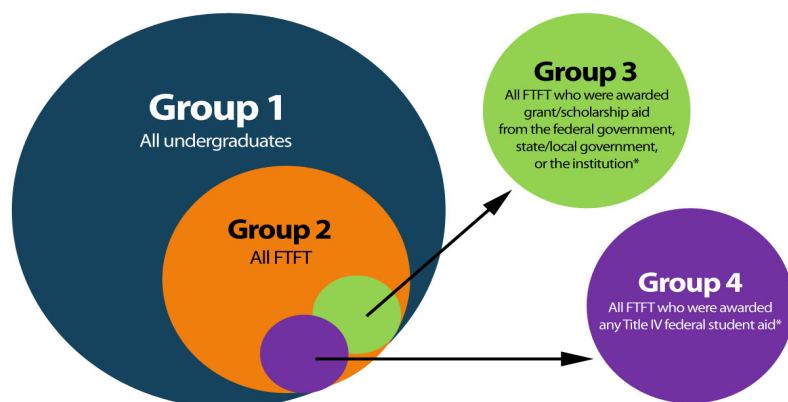
Data Reporting Reminders:

- Report data to accurately reflect the time period corresponding with the IPEDS survey component, even if such reporting is seemingly inconsistent with prior-year reporting. For example, if a summer term began later than usual due to Coronavirus Pandemic postponements, continue to report using the timeframes as defined in the IPEDS instructions. NCES expects that some data reported during the 2020-21 data collection year will vary from established prior trends due to the impacts of Coronavirus Pandemic. If an error edit is triggered even when submitting accurate data, please indicate in the corresponding context box or verbally to the Help Desk that the seemingly inconsistent data are accurate and reflect the effects of Coronavirus Pandemic.

Undergraduate Student Groups

You will be asked to report information for different groups of students.

- Group 1: All undergraduate students
- Group 2: Of Group 1, full-time, first-time degree/certificate-seeking students (FTFT)
- Group 3: Of Group 2, FTFT students who paid the in-state/in-district tuition rate and were awarded any grant/scholarship aid from the federal government, state/local government, or the institution*
- Group 4: Of Group 2, FTFT students who paid the in-state/in-district tuition rate and were awarded any Title IV federal student aid*



*For public institutions, include only those students paying the in-state or in-district tuition rate. For program reporters, include only those students enrolled in the institution's largest program.

COA Revisions

Revisions to Cost of Attendance (COA) used to calculate the net price of attendance can be made in this component.

Consult the instructions and screens to make sure you are reporting the correct aid amounts for the correct groups of students.

College Affordability and Transparency Lists

Net price amounts calculated in SFA will be used to populate the U.S. Department of Education's College Affordability and Transparency lists.

Interactive Edits and Error Messages

SFA contains interactive edits that will check for blank fields, invalid values, or values that fall outside expected ranges. Some error messages will require you to confirm or explain the values that you entered. Some error messages are fatal and will require you to contact the IPEDS Help Desk at (877) 225-2568 for resolution.

Context Boxes

You will find optional text boxes throughout SFA. Context boxes allow you to provide more information about the data you enter. Some of these context boxes may be made available to the public on College Navigator, so make sure that the information you enter can be understood easily by students, parents, and the general public.

Changes to reporting for 2020-21:

There are no changes to this survey component.

Resources:

- To download the survey materials for this component: [Survey Materials](#)
- To access your prior year data submission for this component: [Reported Data](#)

If you have questions about completing this survey, please contact the IPEDS Help Desk at 1-877-225-2568.

Institution: University of Oklahoma-Norman Campus (207500)


User ID: P2075003

Section 1: Part A

Part A - Establish Your Groups

Reporting Reminders:

- Part A establishes the number of students in various groups. Note that the numbers on this screen will be carried forward to other parts of the Student Financial Aid component.
- In the fields below, report the number of students in each of the following groups.

		 Fall 2019	YOUR PRIOR YEAR DATA
			Fall 2018
01	Group 1 All <u>undergraduate</u> students	<div>21,768</div>	22,152
02	Group 2 Of those in Group 1, those who are <u>full-time</u> , <u>first-time</u> degree/certificate-seeking	<div>4,013</div>	3,831
02a	Of those in Group 2, those who were awarded any <u>Federal Work Study</u> , <u>loans to students</u> , or grant or scholarship aid from the federal government, state/local government, the institution, or other sources known to the institution	<div>3,831</div>	3,681
02b	Of those in Group 2, those who were awarded any <u>loans to students</u> or grant or scholarship aid from the federal government, state/local government, or the institution	<div>3,779</div>	3,614
03	Group 3 Of those in Group 2, those who paid the in-state or in-district tuition rate and who were awarded grant or scholarship aid from the federal government, state/local government, or the institution	<div>1,996</div>	1,984
04	Group 4 Of those in Group 2, those who paid the in-state or in-district tuition rate and who were awarded any <u>Title IV federal student aid</u>	<div>1,408</div>	1,337

Institution: University of Oklahoma-Norman Campus (207500)

User ID: P2075003

Section 1: Part B

Part B - Enter Information About Group 1

Reporting Reminders:


- Group 1 students are **ALL undergraduate** students (including first-time students) enrolled in Fall 2019.
- For this part, report:

For These Students	The Following Type(s) of Aid	Awarded in This Period
<ul style="list-style-type: none">All undergraduate students enrolled in Fall 2019	<ul style="list-style-type: none">Grant or scholarship aid from:<ul style="list-style-type: none">federal governmentstate/local governmentthe institutionother sources known to the institutionLoans to students from:<ul style="list-style-type: none">the federal government	<ul style="list-style-type: none">Any time during academic year 2019-20

- In the fields below, report the number of Group 1 students and the total amount of aid awarded to these students for each type of aid.

Information from Part A	Fall 2019
Group 1: All undergraduate students (This number is carried forward from Part A, Line 01.)	21,768

Aid Type		2019-20			
		Number of Group 1 students who were awarded aid	Percentage of Group 1 students who were awarded aid	Total amount of aid awarded to Group 1 students	Average amount of aid awarded to Group 1 students
01	Grant or scholarship aid from the federal government, state/local government, the institution, and other sources known to the institution (Do NOT include federal student loans)	16,404	75	153,280,620	9,344
	02 Pell Grants	5,087	23	23,702,783	4,659
03	Federal student loans	7,537	35	49,914,598	6,623

 You may use the box below to provide additional context for the data you have reported above. Context notes will be posted on the College Navigator website. Therefore, you should write all context notes using proper grammar (e.g., complete sentences with punctuation) and common language that can be easily understood by students and parents (e.g., spell out acronyms).

Non-applicable

Institution: University of Oklahoma-Norman Campus (207500)

User ID: P2075003

Section 1: Part C, Page 1

Part C, Page 1 - Enter Information about Group 2

Reporting Reminders:

- Group 2 students are all full-time, first-time degree/certificate-seeking undergraduate students enrolled in Fall 2019.
- In the fields below, report the number of Group 2 students paying in-district, in-state, and out-of-state tuition rates. If your institution does not offer different rates, report all students as paying in-state tuition rates.

Information from Part A	Fall 2019
Group 2: Full-time, first-time degree/certificate-seeking undergraduates (This number is carried forward from Part A, Line 02)	4,013

Group 2 students:			Fall 2019		YOUR PRIOR YEAR DATA
			Fall 2019		Fall 2018
			Number of Group 2 students	Percentage of Group 2 students	Percentage of Group 2 students
01	01a	<u>paying in-district tuition rates</u>	<input type="text" value="0"/>	0	0
	01b	<u>paying in-state tuition rates</u>	<input type="text" value="2,126"/>	53	55
	01c	<u>paying out-of-state tuition rates</u>	<input type="text" value="1,887"/>	47	45
	01d	Unknown (calculated value) This value is calculated using the following formula: [A02-(C01a+C01b+C01c)]	0	0	0

Institution: University of Oklahoma-Norman Campus (207500)

User ID: P2075003

Section 1: Part C, Page 2

Part C, Page 2 - Enter Information about Group 2

Reporting Reminders:

- Part C includes financial aid information about Group 2. Group 2 students are all full-time, first-time degree/certificate-seeking undergraduate students enrolled in Fall 2019.
- For this part, report:


For These Students	The Following Type(s) of Aid	Awarded in This Period
<ul style="list-style-type: none"> Full-time, first-time degree/certificate-seeking undergraduate students enrolled in Fall 2019 	<ul style="list-style-type: none"> Grant or scholarship aid from: <ul style="list-style-type: none"> federal government state/local government the institution Loans to students from: <ul style="list-style-type: none"> the federal government other sources, including private or other loans Do not include: <ul style="list-style-type: none"> grant or scholarship aid from private or other sources PLUS loans or loans made to anyone other than the student 	<ul style="list-style-type: none"> Any time during academic year 2019-20 For program reporters, this is the aid year period from July 1, 2019 through June 30, 2020.

- In the fields below, report the number of Group 2 students and the total amount of aid awarded to these students for each type of aid. Enter unduplicated student counts within a category (e.g., Pell Grants). However, a student can appear in more than one aid category.

Information from Part A	Fall 2019
Group 2: Full-time, first-time degree/certificate-seeking undergraduates (This number is carried forward from Part A, Line 02)	4,013
Group 2a: (This number is carried forward from Part A, Line 02a) <ul style="list-style-type: none"> Of those in Group 2, those who were awarded: <ul style="list-style-type: none"> Federal Work Study Loans to students Grant or scholarship aid from the federal government, state/local government, or the institution Other sources known to the institution 	3,831
Group 2b (This number is carried forward from Part A, Line 02b) <ul style="list-style-type: none"> Of those in Group 2, those who were awarded: <ul style="list-style-type: none"> Loans to students Grant or scholarship aid from the federal government, state/local government, or the institution 	3,779
Group 3 (This number is carried forward from Part A, Line 03) <ul style="list-style-type: none"> Of those in Group 2, those who Paid the in-state or in-district tuition rate and were awarded: <ul style="list-style-type: none"> Grant or scholarship aid from the federal government, state/local government, or the institution 	1,996

Aid Type						YOUR PRIOR YEAR DATA
		Fall 2019				Fall 2018
		Number of Group 2 students who were awarded aid	Percentage of Group 2 students who were awarded aid	Total amount of aid awarded to Group 2 students	Average amount of aid awarded to Group 2 students	Average amount of aid awarded to Group 2 students
01	Grants or scholarships from the federal government, state/local government, or the institution	3,625	90	35,474,053	9,786	8,897
02	Federal grants	1,449	36	6,045,450	4,172	4,944
02a	Pell Grants	923	23	4,519,397	4,896	4,758
02b	Other federal grants	1,046	26	1,526,053	1,459	1,745

03	State/local government grants or <u>scholarships</u> (includes <u>fellowships</u> /tuition waivers/exemptions)	<input type="text" value="722"/>	18	<input type="text" value="3,234,248"/>	4,480	4,564
04	<u>Institutional grants</u> or <u>scholarships</u> (includes <u>fellowships</u> /tuition waivers/exemptions)	<input type="text" value="3,449"/>	86	<input type="text" value="26,194,355"/>	7,595	6,662
05	Loans to students	<input type="text" value="1,609"/>	40	14,652,071	9,106	8,561
05a	Federal loans	<input type="text" value="1,540"/>	38	<input type="text" value="8,309,745"/>	5,396	5,348
05b	Other loans (including private loans)	<input type="text" value="458"/>	11	<input type="text" value="6,342,326"/>	13,848	12,718

 You may use the box below to provide additional context for the data you have reported above. Context notes will be posted on the College Navigator website. Therefore, you should write all context notes using proper grammar (e.g., complete sentences with punctuation) and common language that can be easily understood by students and parents (e.g., spell out acronyms).

Non-applicable

Institution: University of Oklahoma-Norman Campus (207500)

User ID: P2075003

Section 1: Comparison Chart

Comparison Chart

Reporting Reminders:

- Based on the information reported on the previous screens for Group 1 (all undergraduates) and Group 2 (full-time, first-time degree/certificate-seeking undergraduates), this comparison chart seeks to help institutions check their reported data. Assuming that the information on Groups 1 and 2 is correct, then the calculated fields for 'All Other Undergraduates' should be the balance (Group 1 minus Group 2). If the balance does not check with your institution's calculations, please correct your reported numbers for Groups 1 and 2 before moving forward with the completion of the SFA survey component.

Note:

- Data for the 'All Other Undergraduates' will appear in the IPEDS Data Center for data users, but not in College Navigator.

		Number of students	Pell grants	Federal Student Loans
01	Group 1 (all undergraduates)		21,768	
	02	Number of students who were awarded aid	5,087	7,537
	03	Percentage who were awarded aid	23	35
	04	Total amount of aid awarded	23,702,783	49,914,598
	05	Average amount of aid awarded	4,659	6,623
06	Group 2 (Full-time, first-time undergraduates)		4,013	
	07	Number of students who were awarded aid	923	1,540
	08	Percentage who were awarded aid	23	38
	09	Total amount of aid awarded	4,519,397	8,309,745
	10	Average amount of aid awarded	4,896	5,396
11	All other undergraduates (Line 01 - Line 06)		17,755	
	12	Number of students who were awarded aid (Line 02 - Line 07)	4,164	5,997
	13	Percentage who were awarded aid (Line 12 / Line 11)	23	34
	14	Total amount of aid awarded (Line 04 - Line 09)	19,183,386	41,604,853
	15	Average amount of aid awarded (Line 14 / Line 12)	4,607	6,938

Institution: University of Oklahoma-Norman Campus (207500)


User ID: P2075003

Section 1: Cost of Attendance

Cost of attendance for full-time, first-time undergraduate students

Reporting Reminders:

- Please enter the amounts requested below. These data will be made available to the public on College Navigator. If your institution participates in any Title IV programs (Pell, Stafford, etc.), you must complete all information.
- **Estimates of expenses for books and supplies, room and board, and other expenses are those from the **Cost of Attendance report** used by the financial aid office in determining financial need. Please talk to your financial aid office to get these numbers to ensure that you are reporting correctly.**
- **These numbers are carried forward from Institutional Characteristics and should only be changed if an error was made in the reporting.**

Charges for full academic year	2017-18	2018-19	2019-20
Published <u>tuition</u> and <u>required fees</u> :			
<u>In-district</u>			
Tuition	4,788	4,788	4,788
Required fees	6,750	6,975	6,975
Tuition + fees total	11,538	11,763	11,763
<u>In-state</u>			
Tuition	4,788	4,788	4,788
Required fees	6,750	6,975	6,975
Tuition + fees total	11,538	11,763	11,763
<u>Out-of-state</u>			
Tuition	20,169	20,169	20,169
Required fees	6,750	6,975	6,975
Tuition + fees total	26,919	27,144	27,144
 <u>Books and supplies</u>	645	667	667
<u>On-campus:</u>			
<u>Room and board</u>	10,588	10,994	10,994
<u>Other expenses</u>	5,612	5,898	6,317
Room and board and other expenses	16,200	16,892	17,311
<u>Off-campus (not with family):</u>			
<u>Room and board</u>	10,588	10,994	10,994
<u>Other expenses</u>	5,612	5,898	6,317
Room and board and other expenses	16,200	16,892	17,311
 <u>Off-campus (with family):</u>			
<u>Other expenses</u>	5,612	5,898	6,317

Institution: University of Oklahoma-Norman Campus (207500)

User ID: P2075003

Section 1: Part D

Part D - Enter Information about Group 3

Reporting Reminders:

- Group 3 students are all full-time, first-time degree/certificate-seeking undergraduate students enrolled in Fall 2019 who paid the in-state or in-district tuition rate and who were awarded grant or scholarship aid from the following sources: the federal government, state/local government, or the institution. The information you report in this part will be used in Part F to calculate average institutional net price.
- For this part, report:

For These Students	The Following Type(s) of Aid	Awarded in This Period
<ul style="list-style-type: none"> Full-time, first-time degree/certificate-seeking undergraduate students enrolled in Fall 2019 who paid the in-state or in-district tuition rate and who were awarded grant or scholarship aid from the following sources: the federal government, state/local government, or the institution Do not include students who were awarded only grant or scholarship aid from private or other sources, or students who were awarded only non-grant aid 	<ul style="list-style-type: none"> Grant or scholarship aid from: <ul style="list-style-type: none"> federal government state/local government the institution Do not include grant or scholarship aid from private or other sources 	<ul style="list-style-type: none"> Any time during academic year 2019-20

- In the fields below, report the number of Group 3 students with each type of living arrangement and the total amount of grant or scholarship aid from the federal government, state/local government, or the institution awarded to these students.

Information from Part A:		YOUR PRIOR YEAR DATA 2017-2018	YOUR PRIOR YEAR DATA 2018-2019	2019-2020
Group 3 Full-time, first-time degree/certificate-seeking undergraduate students who paid the in-state or in-district tuition rate and who were awarded grant or scholarship aid from the following sources: the federal government, state/local government, or the institution (This number is carried forward from Part A, Line 03)		2,030	1,984	1,996
01	Report the number of Group 3 students with the following living arrangements:	YOUR PRIOR YEAR DATA	YOUR PRIOR YEAR DATA	
		2017-18	2018-19	2019-20
01a	On-campus	1,980	1,918	1,927
01b	Off-campus (with family)	22	24	30
01c	Off-campus (not with family)	10	15	16
01d	Unknown (calculated) This value is calculated using the following formula: [A03-(D01a+D01b+D01c)]	18	27	23
02	Report the total amount of grant or scholarship aid from the federal government, state/local government, or the institution awarded to Group 3 students	14,430,604	14,202,234	15,444,819
03	Average grant or scholarship aid from the federal government, state/local government, or the institution awarded to Group 3 students (calculated value). This value is calculated using the following formula: [D02/A03]	7,109	7,158	7,738



The notes below provide context for the data you've reported above and **may** be posted on the College Navigator website.

Choose one option that best explains your data or choose "Non-applicable" if you do not wish to provide context notes. If none of the options provided explain your institution's data, then choose "Other" and write your own context notes. Therefore, you should write all context notes using proper grammar (e.g., complete sentences with punctuation) and common language that can be easily understood by students and parents (e.g., spell out acronyms).

Non-applicable



Institution: University of Oklahoma-Norman Campus (207500)

User ID: P2075003

Section 1: Part E

Part E – Enter Information about Group 4


Reporting Reminders:

- Part E includes financial aid information about Group 4, undergraduate students enrolled in Fall 2019 who paid the in-state or in-district tuition rate and who were awarded any Title IV federal student aid, including federal grants or federal student loans. The information you report in this part will be used in Part G to calculate average institutional net price by income level.
- For this part, report:

For These Students	The Following Type(s) of Aid	Awarded in This Period
<ul style="list-style-type: none"> Full-time, first-time degree/certificate-seeking undergraduate students enrolled in Fall 2019 who paid the in-state or in-district tuition rate and who were awarded any Title IV federal student aid 	<ul style="list-style-type: none"> Grant or scholarship aid from: <ul style="list-style-type: none"> federal government state/local government the institution Do not include: <ul style="list-style-type: none"> grant or scholarship aid from private or other sources loan amounts Federal Work Study amounts 	<ul style="list-style-type: none"> Any time during academic year 2019-20

- In the fields below, report the number of Group 4 students with each type of living arrangement and the total amount of grant or scholarship aid from the federal government, state/local government, or the institution awarded to these students by income level.


Information from Part A:			2017-18	2018-19	2019-20
Group 4 Full-time, first-time degree/certificate-seeking undergraduate students who paid the in-state or in-district tuition rate and who were awarded any Title IV federal student aid (This number is carried forward from Part A, Line 04)			1,381	1,337	1,408
01	Report the number of Group 4 students with the following living arrangements:		YOUR PRIOR YEAR DATA	YOUR PRIOR YEAR DATA	
			2017-18	2018-19	2019-20
01a	On-campus		1,363	1,314	1,375
01b	Off-campus (with family)		10	11	21
01c	Off-campus (not with family)		8	12	12
01d	Unknown (calculated) This value is calculated using the formula: [A04-(E01a+E01b+E01c)]		0	0	0

			Number of students who were awarded any Title IV aid (Group 4)	Of those in Column 1, the number who were awarded any grant or scholarship aid from the following sources: the federal government, state/local government, or the institution	Of those in Column 1, the total amount of grant or scholarship aid awarded from the following sources: the federal government, state/local government, or the institution	 Average amount of federal, state/local, and institutional grant or scholarship aid awarded to Group 4 students
2017-18						
			Col. 1	Col. 2	Col. 3	Col. 4
02	Income level					
	02a	\$0-30,000	<div>362</div>	<div>360</div>	<div>4,613,290</div>	12,744
	02b	\$30,001-48,000	<div>247</div>	<div>243</div>	<div>2,566,750</div>	10,392

	02c	\$48,001-75,000	231	230	1,634,393	7,075
	02d	\$75,001-110,000	219	183	836,831	3,821
	02e	\$110,001 and more	322	213	741,996	2,304
	02f	Total all income levels	1,381	1,229	10,393,260	7,526

2018-19						
		Col. 1	Col. 2	Col. 3	Col. 4	
03	Income level					
	03a	\$0-30,000	350	350	4,316,339	12,332
	03b	\$30,001-48,000	272	272	3,188,461	11,722
	03c	\$48,001-75,000	206	194	1,482,193	7,195
	03d	\$75,001-110,000	195	170	833,936	4,277
	03e	\$110,001 and more	314	209	690,152	2,198
	03f	Total all income levels	1,337	1,195	10,511,081	7,862

2019-20						
		Col. 1	Col. 2	Col. 3	Col. 4	
04	Income level					
	04a	\$0-30,000	357	357	4,810,321	13,474
	04b	\$30,001-48,000	238	233	3,030,007	12,731
	04c	\$48,001-75,000	228	218	1,790,220	7,852
	04d	\$75,001-110,000	214	172	970,106	4,533
	04e	\$110,001 and more	371	262	1,304,396	3,516
	04f	Total all income levels	1,408	1,242	11,905,050	8,455

 The notes below provide context for the data you've reported above and **may** be posted on the College Navigator website. Choose one option that best explains your data or choose "Non-applicable" if you do not wish to provide context notes. If none of the options provided explain your institution's data, then choose "Other" and write your own context notes. Therefore, you should write all context notes using proper grammar (e.g., complete sentences with punctuation) and common language that can be easily understood by students and parents (e.g., spell out acronyms).

Non-applicable

Institution: University of Oklahoma-Norman Campus (207500)

User ID: P2075003


Section 1: Part F

Part F – Net Price Calculation for Group 3

Note:

- The following net price calculation is based on information that your institution reported in the Institutional Characteristics component and the Student Financial Aid component. For more information about the data your institution reported in the Institutional Characteristics component, please contact your institution's IPEDS Keyholder.

Components of cost of attendance			YOUR PRIOR YEAR DATA	YOUR PRIOR YEAR DATA	2019-20
			2017-18	2018-19	
01	Published <u>tuition</u> and <u>required fees</u> (lower of in-district or in-state)		11,538	11,763	11,763
02	<u>Books and supplies</u>		645	667	667
03	<u>Room and board</u> and <u>other expenses</u> by living arrangement				
	03a	<u>On-campus</u>	16,200	16,892	17,311
	03b	<u>Off-campus (with family)</u>	5,612	5,898	6,317
	03c	<u>Off-campus (not with family)</u>	16,200	16,892	17,311
04	Number of Group 3 students by living arrangement				
	04a	<u>On-campus</u>	1,980	1,918	1,927
	04b	<u>Off-campus (with family)</u>	22	24	30
	04c	<u>Off-campus (not with family)</u>	10	15	16
	04d	Unknown	18	27	23
05	Weighted average for room and board and other expenses by living arrangement (excluding unknown values) See instructions for the formula for this calculation		16,084	16,757	17,144
06	Total cost of attendance This value is calculated using the following formula: [F01+F02+F05]		28,267	29,187	29,574
07	Average amount of grant or scholarship aid awarded to Group 3 students from the following sources: the federal government, state/local government, and the institution		7,109	7,158	7,738
08	Average institutional <u>net price</u> for Group 3 students This value is calculated using the following formula: [F06-F07]		21,158	22,029	21,836
As required by the <i>Higher Education Act, as amended (2008)</i> , these amounts will be posted on the U.S. Department of Education’s College Navigator website and used in the U.S. Department of Education’s College Affordability and Transparency Lists.					

 The notes below provide context for the data you've reported above and **may** be posted on the College Navigator website. Choose one option that best explains your data or choose "Non-applicable" if you do not wish to provide context notes. If none of the options provided explain your institution's data, then choose "Other" and write your own context notes. Therefore, you should write all context notes using proper grammar (e.g., complete sentences with punctuation) and common language that can be easily understood by students and parents (e.g., spell out acronyms).

Non-applicable



Institution: University of Oklahoma-Norman Campus (207500)

User ID: P2075003

Section 1: Part G

Part G – Net Price Calculation for Group 4

Note:

- The following net price calculation is based on information that your institution reported in the Institutional Characteristics component and the Student Financial Aid component. For more information about the data your institution reported in the Institutional Characteristics component, please contact your institution's IPEDS Keyholder.

Components of cost of attendance			YOUR PRIOR YEAR DATA	YOUR PRIOR YEAR DATA	2019-20
			2017-18	2018-19	
01	Published <u>tuition</u> and <u>required fees</u> (lower of in-district or in-state)		11,538	11,763	11,763
02	<u>Books and supplies</u>		645	667	667
03	<u>Room and board</u> and <u>other expenses</u> by living arrangement				
	03a	<u>On-campus</u>	16,200	16,892	17,311
	03b	<u>Off-campus (with family)</u>	5,612	5,898	6,317
	03c	<u>Off-campus (not with family)</u>	16,200	16,892	17,311
04	Number of Group 4 students by living arrangement				
	04a	<u>On-campus</u>	1,363	1,314	1,375
	04b	<u>Off-campus (with family)</u>	10	11	21
	04c	<u>Off-campus (not with family)</u>	8	12	12
	04d	Unknown	0	0	0
05	Weighted average for room and board and other expenses by living arrangement (excluding unknown values) See instructions for the formula for this calculation		16,123	16,802	17,147
06	Total cost of attendance by income level This value is calculated using the following formula: [G01+G02+G05]		28,306	29,232	29,577
07	Average amount of grant or scholarship aid awarded to Group 4 students from the following sources: the federal government, state/local government, and the institution		7,526	7,862	8,455
	07a	\$0-30,000	12,744	12,332	13,474
	07b	\$30,001-48,000	10,392	11,722	12,731
	07c	\$48,001-75,000	7,075	7,195	7,852
	07d	\$75,001-110,000	3,821	4,277	4,533
	07e	\$110,001 and more	2,304	2,198	3,516
08	Average institutional <u>net price</u> for Group 4 students This value is calculated using the following formula: [G06-G07]				
	08a	\$0-30,000	15,562	16,900	16,103
	08b	\$30,001-48,000	17,914	17,510	16,846
	08c	\$48,001-75,000	21,231	22,037	21,725
	08d	\$75,001-110,000	24,485	24,955	25,044
	08e	\$110,001 and more	26,002	27,034	26,061
As required by the <i>Higher Education Act, as amended (2008)</i> , these amounts will be posted on the U.S. Department of Education's College Navigator website.					



The notes below provide context for the data you've reported above and **may** be posted on the College Navigator website.

Choose one option that best explains your data or choose "Non-applicable" if you do not wish to provide context notes. If none of the options provided explain your institution's data, then choose "Other" and write your own context notes. Therefore, you should write all context notes using proper grammar (e.g., complete sentences with punctuation) and common language that can be easily understood by students and parents (e.g., spell out acronyms).

Non-applicable



Institution: University of Oklahoma-Norman Campus (207500)

User ID: P2075003

Section 2: Military Servicemembers and Veteran's Benefits - Undergraduate and Graduate

Section 2: Military Servicemembers and Veteran's Benefits

Important Note:

- Report for **Post-9/11 GI Bill Benefits**: July 1, 2019 - June 30, 2020.
- Report for **Department of Defense Tuition Assistance Program**: October 1, 2019 - September 30, 2020

Reporting Reminders:

- Report the total number of student recipients and the total dollar amounts for each program.
- Student recipients can also include eligible dependents.
- Consult with your campus certifying official, who may not be in the student financial aid office.
- For Post-9/11 GI Bill Benefits, do not include the matching institutional aid provided through the [Yellow Ribbon Program](#) if your school participated.
- Information reported to IPEDS is only what is known to the institution.
- Enter zero (0) if your institution did not have beneficiaries for that student level or program. Please do not leave a cell blank.

Type of benefit/assistance	Number of students receiving benefits/assistance	Total dollar amount of benefits/assistance disbursed through the institution	Average dollar amount of benefits/assistance disbursed through the institution	YOUR PRIOR YEAR DATA
				Average dollar amount of benefits/assistance disbursed through the institution
Post-9/11 GI Bill Benefits				
Undergraduate students	644	5,708,509	8,864	8,953
Graduate students	300	1,665,738	5,552	4,901
Total	944	7,374,247	7,812	7,622

Department of Defense Tuition Assistance Program				
Undergraduate students	117	214,540	1,834	1,999
Graduate students	546	1,338,589	2,452	2,145
Total	663	1,553,129	2,343	2,119

Institution: University of Oklahoma-Norman Campus (207500)

User ID: P2075003

Prepared by

Prepared by

Reporting Reminders:

- The name of the preparer is being collected so that we can follow up with the appropriate person in the event that there are questions concerning the data.
- The Keyholder will be copied on all email correspondence to other preparers.
- The time it took to prepare this component is being collected so that we can continue to improve our estimate of the reporting burden associated with IPEDS.
- Please include in your estimate the time it took for you to review instructions, query and search data sources, complete and review the component, and submit the data through the Data Collection System.
- Thank you for your assistance.

This survey component was prepared by:

- | | | | | | |
|-----------------------|-----------------|----------------------------------|--------------------------|-----------------------|------------|
| <input type="radio"/> | Keyholder | <input checked="" type="radio"/> | SFA Contact | <input type="radio"/> | HR Contact |
| <input type="radio"/> | Finance Contact | <input type="radio"/> | Academic Library Contact | <input type="radio"/> | Other |

Name: Kathi Robinett

Email: krobinett@ou.edu

How many staff from your institution only were involved in the data collection and reporting process of this survey component?

4.00

Number of Staff (including yourself)

How many hours did you and others from your institution only spend on each of the steps below when responding to this survey component?

Exclude the hours spent collecting data for state and other reporting purposes.

Staff member	Collecting Data Needed		Revising Data to Match IPEDS Requirements		Entering Data		Revising and Locking Data	
Your office	<input type="text"/>	hours	<input type="text"/>	hours	<input type="text"/>	hours	<input type="text"/>	hours
Other offices	<input type="text"/>	hours	<input type="text"/>	hours	<input type="text"/>	hours	<input type="text"/>	hours

Institution: University of Oklahoma-Norman Campus (207500)

User ID: P2075003

Summary

IPEDS Student Financial Aid (SFA) Survey Summary

IPEDS collects important information regarding your institution. All data reported in IPEDS survey components become available in the IPEDS Data Center and appear as aggregated data in various Department of Education reports. Additionally, some of the reported data appears specifically for your institution through the College Navigator website and is included in your institution's Data Feedback Report (DFR). The purpose of this summary is to provide you an opportunity to view some of the data that, when accepted through the IPEDS quality control process, will appear on the College Navigator website and/or your DFR. College Navigator is updated approximately three months after the data collection period closes and Data Feedback Reports will be available through the [Data Center](#) and sent to your institution's CEO in November 2020.

Please review your data for accuracy. If you have questions about the data displayed below after reviewing the data reported on the survey screens, please contact the IPEDS Help Desk at: 1-877-225-2568 or ipedshelp@rti.org.

Total grant aid awarded to all undergraduate students		\$153,280,620
Number of undergraduate students who were awarded a Pell Grant		5,087
Percentage of FTFT students who were awarded any financial aid		95%
	Percentage of FTFT students who were awarded grant aid by type	Average amount of grant aid awarded by type
Total	90%	\$9,786
Federal Government	36%	\$4,172
Pell	23%	\$4,896
Other Federal	26%	\$1,459
State/Local Government	18%	\$4,480
Institutional	86%	\$7,595
	Percentage of FTFT students who were awarded and accepted loans by type	Average amount of loans awarded and accepted by type
Total	40%	\$9,106
Federal	38%	\$5,396
Non-federal	11%	\$13,848
Average net price for FTFT students who were awarded grant aid		\$21,836
Average net price for FTFT students who were awarded Title IV federal student aid		
\$0 – 30,000		\$16,103
\$30,001 – 48,000		\$16,846
\$48,001 – 75,000		\$21,725
\$75,001 – 110,000		\$25,044
\$110,001 and more		\$26,061

Military Service members and Veteran's Benefits			
		Number of students receiving benefits/assistance	Total dollar amount of benefits/assistance awarded through the institution
Post-9/11 GI Bill Benefits			
	Undergraduate students	644	\$5,708,509
	Graduate students	300	\$1,665,738
	Total	944	\$7,374,247

Department of Defense Tuition Assistance Program			
	Undergraduate students	117	\$214,540
	Graduate students	546	\$1,338,589
	Total	663	\$1,553,129

Institution: University of Oklahoma-Norman Campus (207500)

User ID: P2075003

[Edit Report](#)

Student Financial Aid

There are no errors for the selected survey and institution.