

University of Oklahoma, Norman Campus Enrollment Analysis Report Summer 2025

Prepared by
Institutional Research & Reporting
September 2025

<https://www.ou.edu/irr/students>

Enrollment Analysis Report

Notes and Definitions

1. Enrollment data are taken from a snapshot of student for-credit enrollment on the Official Reporting Date (ORD) for that semester. The Official Reporting Date corresponds to the first working day following three full weeks of classes, at which point the normal add/drop period is over and an official census can reasonably be taken. See dates at <https://www.ou.edu/irr/resources>.
2. Norman Campus enrollment represents an unduplicated count of all students enrolling in courses offered by different OU campus/program organizational entities, all of which are tied geographically and/or administratively to the Norman Campus. They are:
Norman On-Campus
Tulsa - Norman Programs
Given the amount of cross-enrollment between these different campus/program areas, an overall Norman Campus enrollment is most appropriate to use for the majority of reporting purposes. Enrollment can be split out by campus/program area if special circumstances call for it; check with IRR if think you might need something other than Norman Campus overall enrollment.
3. Students in the Undergraduate level are those pursuing bachelor's degrees. Students in the Graduate level are pursuing master's, graduate certificate, and research doctoral programs, all administered by the Graduate College. Students in the Professional level are in programs preparing for professional practice; currently only the College of Law offers Professional programs.
4. It is possible for a student to be in more than one level of degree program during a single semester: master's and graduate certificate; undergraduate and master's (accelerated degree); graduate master's and professional doctorate (for example, MBA/JD); etc. Because of this, unduplicated totals are provided wherever necessary.
5. Some students choose to pursue multiple majors within a single degree, or multiple degrees simultaneously, and those multiple disciplinary areas often cross into multiple colleges and/or departments. Because a student is listed in every college/department associated with their major area of study, it is not possible to add up enrollment by college without duplication. Always use the unduplicated total for the level of summary you need, to avoid accidental double-counting of students.
6. Enrollment formerly shown in University College has been moved to Academic Affairs and Arts & Sciences.
7. A full-time (FT) course load for summer is defined for undergraduates as at least six credit hours; less than that is part-time (PT). A graduate/professional full-time course load is defined as at least six credit hours, unless the student also has an appointment as a graduate assistant. Students with both a graduate assistant appointment and a three-credit-hour load are considered full-time. Graduate assistants enrolled in at least two credit hours during their final semester are considered full-time.

Table 1
University of Oklahoma, Norman Campus
Headcount Enrollment Summary

	Summer 2024	Summer 2025	Percent of Total	Annual % Change		Summer 2024	Summer 2025	Percent of Total	Annual % Change
Norman Campus Enrollment	11,565	11,886		2.8%	Degree-Seeking by College				
By Level					Academic Affairs	824	487	3.9%	-40.9%
Undergraduate					Christopher C. Gibbs Architecture	315	334	2.7%	6.0%
Freshmen	674	612	5.1%	-9.2%	Dodge Family Arts & Sciences	4,364	4,576	37.1%	4.9%
Sophomores	1,458	1,581	13.3%	8.4%	Atmospheric & Geographic Sciences	390	449	3.6%	15.1%
Juniors	2,050	2,097	17.6%	2.3%	Michael F. Price Business	2,109	2,297	18.6%	8.9%
Seniors	3,240	3,382	28.5%	4.4%	Mewbourne Earth & Energy	150	169	1.4%	12.7%
Non-Degree	253	210	1.8%	-17.0%	Jeannine Rainbolt Education	572	615	5.0%	7.5%
Total Unduplicated	7,675	7,882	66.3%	2.7%	Gallogly Engineering	1,427	1,512	12.3%	6.0%
Graduate					Weitzenhoffer Family Fine Arts	374	352	2.9%	-5.9%
Master's	3,055	3,208	27.0%	5.0%	Graduate College	35	23	0.2%	-34.3%
Doctoral	478	540	4.5%	13.0%	David L. Boren International Studies	129	129	1.0%	0.0%
Certificate	146	154	1.3%	5.5%	Gaylord Journalism & Mass Comm.	586	576	4.7%	-1.7%
Non-Degree	18	6	0.1%	-66.7%	Law	374	296	2.4%	-20.9%
Total Unduplicated	3,515	3,705	31.2%	5.4%	Professional & Continuing Studies	333	515	4.2%	54.7%
Professional					By Full-/Part-Time				
Master's	243	185	1.6%	-23.9%	Full-Time	6,620	6,671	56.1%	0.8%
Doctoral	131	111	0.9%	-15.3%	Part-Time	4,945	5,215	43.9%	5.5%
Certificate	0	0	0.0%	-	By Tuition Residency				
Non-Degree	1	3	0.0%	200.0%	Resident	6,751	6,764	56.9%	0.2%
Total Unduplicated	375	299	2.5%	-20.3%	Nonresident	4,814	5,122	43.1%	6.4%
By Sex					By Age				
Male	5,176	5,315	44.7%	2.7%	Undergraduate				
Female	6,381	6,555	55.1%	2.7%	Under 25	6,895	6,964	58.6%	1.0%
Not Reported	8	16	0.1%	100.0%	25 and Above	780	918	7.7%	17.7%
By IPEDS Race/Ethnicity					Average Age	21.8	22.0		
American Indian/Alaska Native	565	543	4.6%	-3.9%	Graduate/Professional				
Asian	646	691	5.8%	7.0%	Under 25	739	800	6.7%	8.3%
Black/African American	792	788	6.6%	-0.5%	25 and Above	3,151	3,204	27.0%	1.7%
Hispanic	1,471	1,584	13.3%	7.7%	Average Age	33.4	33.1		
Native Hawaiian/Other Pacific Islander	18	16	0.1%	-11.1%					
Two or More Races	1,015	1,088	9.2%	7.2%					
White	6,363	6,402	53.9%	0.6%					
Not Reported	259	345	2.9%	33.2%					
International	436	429	3.6%	-1.6%					

Table 2
University of Oklahoma, Norman Campus
Headcount Enrollment by College and Level
Summer 2025

College	Freshman	Sophomore	Junior	Senior	Graduate	Profes- sional	Total Degree- Seeking	Unclassified/ Non-Degree	Total	Summer 2024	1-Year Change
Total Norman Campus	612	1,581	2,097	3,382	3,699	296	11,667	219	11,886	11,565	▲
Academic Affairs	23	108	124	232	0	0	487	209	696	336	▲
Christopher C. Gibbs Architecture	17	53	48	129	87	0	334	0	334	315	▲
Dodge Family Arts & Sciences	197	627	811	1,309	1,632	0	4,576	0	4,576	4,376	▲
Atmospheric & Geographic Sciences	25	111	104	105	104	0	449	0	449	390	▲
Michael F. Price Business	205	404	525	649	536	0	2,297	0	2,297	2,109	▲
Mewbourne Earth & Energy	9	12	24	48	76	0	169	0	169	150	▲
Jeannine Rainbolt Education	17	23	42	77	456	0	615	0	615	572	▲
Gallogly Engineering	96	194	262	482	483	0	1,512	0	1,512	1,427	▲
Weitzenhoffer Family Fine Arts	14	50	53	99	136	0	352	0	352	374	▼
Graduate College	0	0	0	0	23	0	23	6	29	41	▼
David L. Boren International Studies	5	8	17	13	86	0	129	0	129	130	▼
Gaylord Journalism & Mass Comm.	28	103	144	186	117	0	576	0	576	586	▼
Law	0	0	0	0	0	296	296	3	299	375	▼
Professional & Continuing Studies	1	14	115	379	6	0	515	0	515	334	▲
Audit	0	0	0	0	0	0	0	2	2	8	▼
Other Non-Degree	0	0	0	0	0	0	0	0	0	0	↔
Summer 2024	674	1,458	2,050	3,240	3,497	374	11,293	272	11,565		
1-Year Change	▼	▲	▲	▲	▲	▼	▲	▼	▲		

Table 3
University of Oklahoma, Norman Campus
Headcount Enrollment by Tuition Residency: Trend

	Summer <u>2016</u>	Summer <u>2017</u>	Summer <u>2018</u>	Summer <u>2019</u>	Summer <u>2020</u>	Summer <u>2021</u>	Summer <u>2022</u>	Summer <u>2023</u>	Summer <u>2024</u>	Summer <u>2025</u>	SU16	SU25
Total Norman Campus	11,574	11,009	11,019	10,448	11,142	10,056	11,321	11,565	11,565	11,886		
Resident	7,267	6,877	6,949	6,521	6,897	5,987	6,544	6,446	6,751	6,764		
Nonresident	4,307	4,132	4,070	3,927	4,245	4,069	4,777	4,695	4,814	5,122		
Undergraduate												
Resident	5,551	5,088	5,103	4,908	5,321	4,304	4,799	4,847	4,933	4,916		
Nonresident	2,977	2,707	2,610	2,425	2,629	2,193	2,691	2,722	2,742	2,966		
Graduate												
Resident	1,522	1,558	1,577	1,356	1,326	1,445	1,522	1,436	1,658	1,721		
Nonresident	1,257	1,294	1,227	1,199	1,286	1,530	1,782	1,744	1,857	1,984		
Professional												
Resident	194	231	269	257	250	238	223	163	160	127		
Nonresident	73	131	233	303	330	346	304	229	215	172		

Table 4
University of Oklahoma, Norman Campus
Headcount Enrollment by Level: Trend





	Summer 2016	Summer 2017	Summer 2018	Summer 2019	Summer 2020	Summer 2021	Summer 2022	Summer 2023	Summer 2024	Summer 2025	
Total Norman Campus	11,574	11,009	11,019	10,448	11,142	10,056	11,321	11,141	11,565	11,886	
Undergraduate											
Freshmen	569	505	567	496	564	425	609	611	674	612	
Sophomores	1,479	1,259	1,234	1,201	1,372	1,028	1,351	1,406	1,458	1,581	
Juniors	2,118	1,965	1,911	1,924	2,101	1,751	1,997	2,049	2,050	2,097	
Seniors	3,982	3,780	3,697	3,553	3,711	3,141	3,406	3,280	3,240	3,382	
Non-Degree	380	286	304	159	202	152	127	223	253	210	
Total Unduplicated	8,528	7,795	7,713	7,333	7,950	6,497	7,490	7,569	7,675	7,882	
Graduate											
Master's	2,421	2,504	2,477	2,273	2,258	2,610	2,966	2,846	3,055	3,208	
Doctoral	365	377	367	322	403	410	401	362	478	540	
Certificate	149	177	187	205	149	138	117	99	146	154	
Non-Degree	69	40	20	10	10	9	6	8	18	6	
Total Unduplicated	2,779	2,852	2,804	2,555	2,612	2,975	3,304	3,180	3,515	3,705	
Professional											
Master's	33	145	289	346	329	384	337	271	243	185	
Doctoral	227	216	211	214	251	200	188	119	131	111	
Certificate	0	0	0	0	0	0	0	1	0	0	
Non-Degree	7	1	2	0	0	0	2	2	1	3	
Total Unduplicated	267	362	502	560	580	584	527	392	375	299	

Table 5
University of Oklahoma, Norman Campus
Headcount Enrollment by Full-/Part-Time Status: Trend

	Summer <u>2016</u>	Summer <u>2017</u>	Summer <u>2018</u>	Summer <u>2019</u>	Summer <u>2020</u>	Summer <u>2021</u>	Summer <u>2022</u>	Summer <u>2023</u>	Summer <u>2024</u>	Summer <u>2025</u>	SU16	SU25
Total Norman Campus	11,574	11,009	11,019	10,448	11,142	10,056	11,321	11,141	11,565	11,886		
Full-Time	5,587	5,076	5,240	5,103	5,724	5,198	6,233	6,140	6,620	6,671		
Part-Time	5,987	5,933	5,779	5,345	5,418	4,858	5,088	5,001	4,945	5,215		
Undergraduate												
Full-Time	4,162	3,465	3,506	3,346	3,773	2,947	3,540	3,539	3,664	3,737		
Part-Time	4,366	4,330	4,207	3,987	4,177	3,550	3,950	4,030	4,011	4,145		
Graduate												
Full-Time	1,183	1,279	1,276	1,233	1,458	1,755	2,224	2,241	2,605	2,680		
Part-Time	1,596	1,573	1,528	1,322	1,154	1,220	1,080	939	910	1,025		
Professional												
Full-Time	242	332	458	524	498	496	469	360	351	254		
Part-Time	25	30	44	36	82	88	58	32	24	45		

Table 6a
University of Oklahoma, Norman Campus
Headcount Enrollment by College -- Undergraduate: Trend

<u>College</u>	<u>Summer 2016</u>	<u>Summer 2017</u>	<u>Summer 2018</u>	<u>Summer 2019</u>	<u>Summer 2020</u>	<u>Summer 2021</u>	<u>Summer 2022</u>	<u>Summer 2023</u>	<u>Summer 2024</u>	<u>Summer 2025</u>
Total Undergraduates	8,528	7,795	7,713	7,333	7,950	6,497	7,490	7,569	7,675	7,882
Degree-Seeking										
Academic Affairs	283	194	210	262	268	167	303	302	316	487
Christopher C. Gibbs Architecture	87	85	116	150	161	149	202	232	236	247
Dodge Family Arts & Sciences	3,205	3,124	3,148	3,014	3,277	2,672	3,002	2,804	2,730	2,944
Atmospheric & Geographic Sciences	171	149	147	153	172	143	238	250	298	345
Michael F. Price Business	1,433	1,294	1,172	1,103	1,319	1,146	1,609	1,653	1,640	1,783
Mewbourne Earth & Energy	296	187	155	113	139	98	91	71	70	93
Jeannine Rainbolt Education	241	217	230	186	228	144	201	194	168	159
Gallogly Engineering	1,116	1,060	1,080	997	1,067	935	879	996	1,054	1,034
Weitzenhoffer Family Fine Arts	235	202	168	208	241	213	232	211	225	216
David L. Boren International Studies	110	101	79	63	71	46	51	55	48	43
Gaylord Journalism & Mass Comm.	444	406	434	531	510	460	457	488	479	461
Professional & Continuing Studies	547	448	490	484	422	312	243	206	307	509
University College	611	552	576	521	614	447	587	518	508	-
Non-Degree-Seeking										
Academic Affairs	175	144	130	26	40	36	16	11	20	26
Audit	1	1	0	2	1	1	0	1	8	2
Concurrent High School Students	114	84	91	87	87	51	62	93	135	105
HSC Intercampus	0	0	7	1	3	2	3	53	25	3
Reciprocal Exchange/Study Abroad	0	0	0	0	0	0	1	1	1	0
Visitor	90	57	76	43	71	62	46	64	70	75

Table 6b
University of Oklahoma, Norman Campus
Headcount Enrollment by College -- Graduate & Professional: Trend

College	Summer 2016	Summer 2017	Summer 2018	Summer 2019	Summer 2020	Summer 2021	Summer 2022	Summer 2023	Summer 2024	Summer 2025
Total Graduate	2,779	2,852	2,804	2,555	2,612	2,975	3,304	3,180	3,515	3,705
Degree-Seeking										
Christopher C. Gibbs Architecture	29	25	35	33	26	25	59	87	79	87
Dodge Family Arts & Sciences	1,054	1,128	1,066	969	910	1,088	1,236	1,414	1,635	1,632
Atmospheric & Geographic Sciences	28	29	41	41	44	88	95	81	92	104
Michael F. Price Business	201	169	216	181	245	367	417	450	481	536
Mewbourne Earth & Energy	58	64	65	76	74	89	64	63	80	76
Jeannine Rainbolt Education	419	422	433	360	379	408	370	314	404	456
Gallogly Engineering	173	192	164	243	288	352	365	353	376	483
Weitzenhoffer Family Fine Arts	55	44	36	37	66	45	81	91	149	136
Graduate College	123	85	65	58	28	44	58	51	35	23
David L. Boren International Studies	224	320	346	310	304	242	195	142	81	86
Gaylord Journalism & Mass Comm.	21	21	21	16	13	79	134	108	107	117
Professional & Continuing Studies	407	389	375	296	300	228	323	103	26	6
Non-Degree-Seeking										
A&S - Human Relations Licensure	34	29	9	5	3	2	0	1	12	0
Graduate English Pathways	0	0	0	0	0	0	0	1	0	0
Graduate Unclassified	3	2	1	3	1	3	1	1	1	2
HSC Intercampus	15	9	10	2	5	4	5	5	5	4
Visitor	17	0	0	0	1	0	0	0	0	0
Professional	267	362	502	560	580	584	527	392	375	299
Law	267	362	502	560	580	584	527	392	375	299

Table 6c
University of Oklahoma, Norman Campus
Headcount Enrollment by College -- Total: Trend

<u>College</u>	<u>Summer 2016</u>	<u>Summer 2017</u>	<u>Summer 2018</u>	<u>Summer 2019</u>	<u>Summer 2020</u>	<u>Summer 2021</u>	<u>Summer 2022</u>	<u>Summer 2023</u>	<u>Summer 2024</u>	<u>Summer 2025</u>
Total Norman Campus	11,574	11,009	11,019	10,448	11,142	10,056	11,321	11,141	11,565	11,886
Degree-Seeking										
Academic Affairs	283	194	210	262	268	167	303	302	316	487
Dodge Family Arts & Sciences	116	110	151	183	187	174	261	314	315	334
Arts & Sciences	4,254	4,251	4,213	3,981	4,185	3,758	4,233	4,214	4,364	4,576
Atmospheric & Geographic Sciences	199	178	188	194	216	231	333	331	390	449
Michael F. Price Business	1,632	1,460	1,384	1,277	1,559	1,509	2,013	2,093	2,109	2,297
Mewbourne Earth & Energy	351	251	220	189	212	187	154	134	150	169
Jeannine Rainbolt Education	660	639	663	546	607	552	571	508	572	615
Gallogly Engineering	1,284	1,247	1,240	1,235	1,353	1,287	1,232	1,337	1,427	1,512
Weitzenhoffer Family Fine Arts	290	246	204	245	307	258	313	302	374	352
Graduate College	123	85	65	58	28	44	58	51	35	23
David L. Boren International Studies	333	421	425	373	373	288	245	197	129	129
Gaylord Journalism & Mass Comm.	465	427	455	547	523	539	591	596	586	576
Law	260	361	500	560	580	584	525	390	374	296
Professional & Continuing Studies	954	837	865	780	722	540	566	309	333	515
University College	611	552	576	521	614	447	587	518	508	-
Non-Degree-Seeking	456	327	326	169	212	161	136	233	272	219