

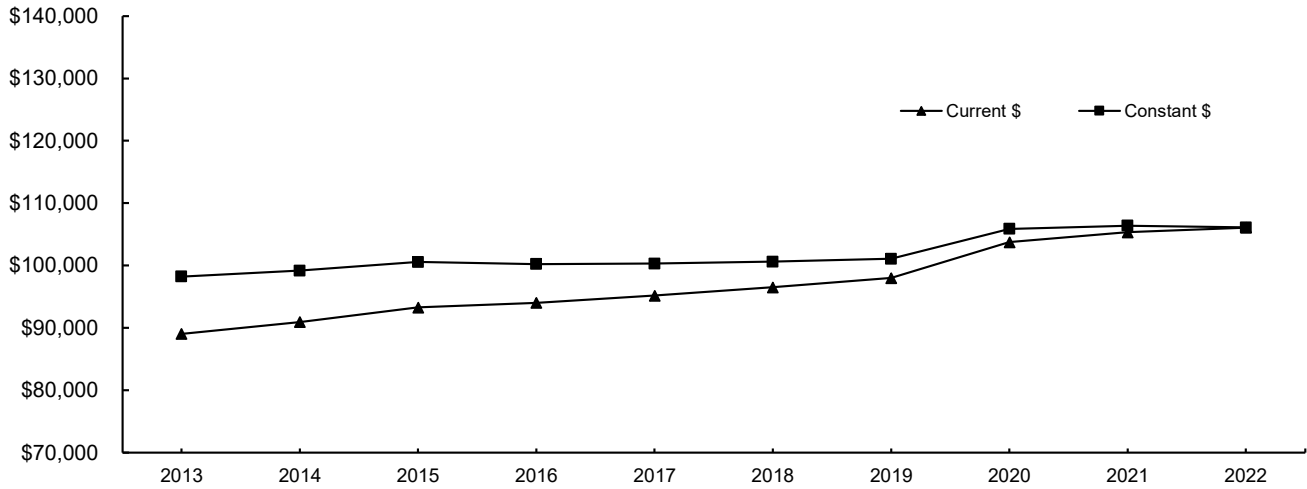
FACULTY SALARIES

Average Instructional Faculty Salary by Rank

FY 2013 - 2022

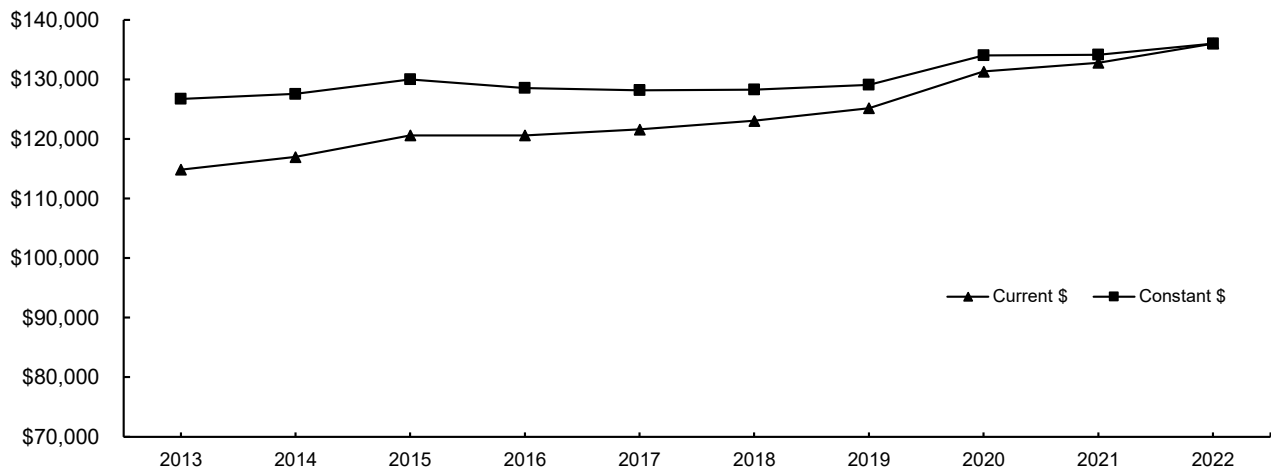
All Ranked Instructional Faculty

	<u>2013</u>	<u>2014</u>	<u>2015</u>	<u>2016</u>	<u>2017</u>	<u>2018</u>	<u>2019</u>	<u>2020</u>	<u>2021</u>	<u>2022</u>
Current Dollars	\$89,052	\$90,947	\$93,267	\$94,032	\$95,176	\$96,514	\$98,010	\$103,749	\$105,340	\$106,094
Constant Dollars	\$98,238	\$99,175	\$100,554	\$100,233	\$100,320	\$100,618	\$101,087	\$105,883	\$106,393	\$106,094



Professor

	<u>2013</u>	<u>2014</u>	<u>2015</u>	<u>2016</u>	<u>2017</u>	<u>2018</u>	<u>2019</u>	<u>2020</u>	<u>2021</u>	<u>2022</u>
Current Dollars	\$114,874	\$116,977	\$120,592	\$120,592	\$121,602	\$123,043	\$125,170	\$131,316	\$132,803	\$136,058
Constant Dollars	\$126,724	\$127,560	\$130,014	\$128,545	\$128,174	\$128,275	\$129,100	\$134,018	\$134,131	\$136,058



(Continued)

FACULTY SALARIES

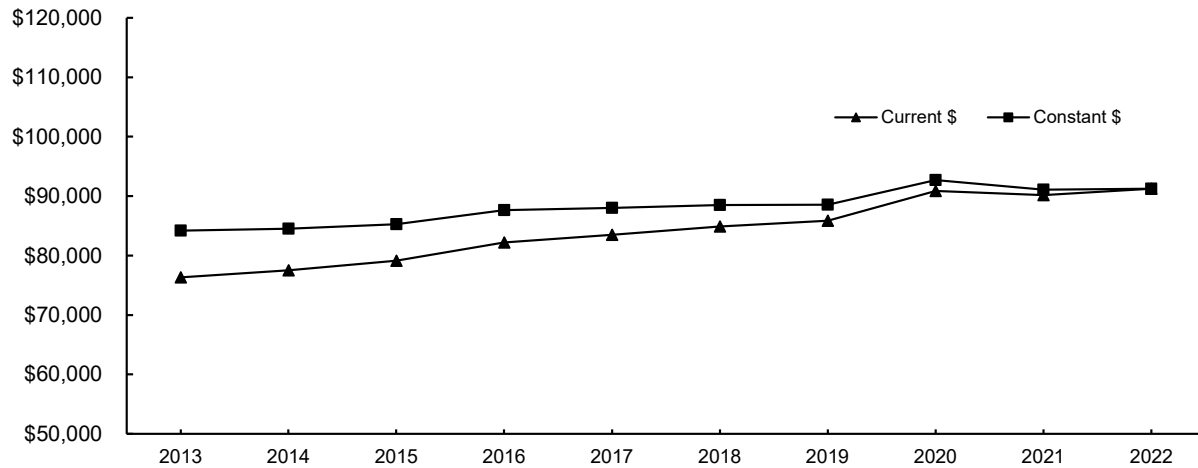
Average Instructional Faculty Salary by Rank

FY 2013 - 2022

(Continued)

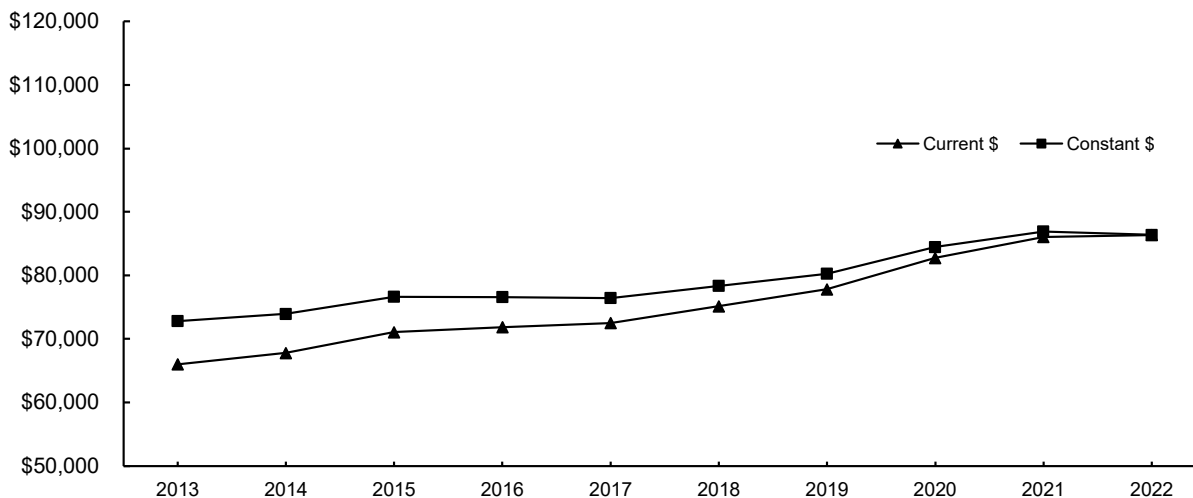
Associate Professor

	<u>2013</u>	<u>2014</u>	<u>2015</u>	<u>2016</u>	<u>2017</u>	<u>2018</u>	<u>2019</u>	<u>2020</u>	<u>2021</u>	<u>2022</u>
Current Dollars	\$76,343	\$77,525	\$79,107	\$82,221	\$83,513	\$84,887	\$85,870	\$90,853	\$90,159	\$91,232
Constant Dollars	\$84,218	\$84,539	\$85,288	\$87,643	\$88,027	\$88,497	\$88,566	\$92,722	\$91,061	\$91,232



Assistant Professor

	<u>2013</u>	<u>2014</u>	<u>2015</u>	<u>2016</u>	<u>2017</u>	<u>2018</u>	<u>2019</u>	<u>2020</u>	<u>2021</u>	<u>2022</u>
Current Dollars	\$65,999	\$67,799	\$71,078	\$71,844	\$72,500	\$75,137	\$77,817	\$82,763	\$86,052	\$86,370
Constant Dollars	\$72,807	\$73,933	\$76,632	\$76,582	\$76,418	\$78,332	\$80,260	\$84,465	\$86,913	\$86,370



Notes: 1) Faculty salaries used in this study are full-time ranked instructional faculty (including associate deans).

2) Twelve-month salaries are converted to nine-month equivalent using the factor 0.8182.

Source: November 1 payroll file, various years, IRR.