University of Oklahoma Facilities Management

Fred Jones Jr. Museum of Art

Drainage Improvements

555 Elm. Ave
Norman, OK 73019

INDEX OF SHEETS	
C100	TITLE SHEET
C101	SITE PLAN

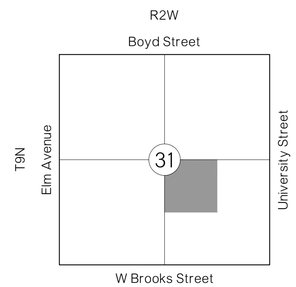

LOCATION MAP

UNIVERSITY OF OKLAHOMA FACILITIES MANAGEMENT

REVIEW IS FOR GENERAL CONFORMANCE WITH THE DESIGN CONCEPT OF THE PROJECT AND GENERAL COMPLIANCE WITH CONTRACT DOCUMENTS. ANY INFORMATION GIVEN IS SUBJECT TO THE REQUIREMENTS OF THE PLANS AND SPECIFICATIONS. CONTRACTOR IS RESPONSIBLE FOR DIMENSIONS WHICH SHALL BE CONFIRMED ON THE SITE AND FOR INFORMATION WHICH PERTAINS TO FABRICATION PROCESSES.

[X] NO EXCEPTION TAKEN [ ] EXCEPTIONS NOTED
[ ] REVISE AND RESUBMIT [ ] SUBMIT SAMPLES
DATE 03/27/2023 BY MR

UNIVERSITY OF OKLAHOMA FACILITIES MANAGEMENT

REVIEW IS FOR GENERAL CONFORMANCE WITH THE DESIGN CONCEPT OF THE PROJECT AND GENERAL COMPLIANCE WITH CONTRACT DOCUMENTS. ANY INFORMATION GIVEN IS SUBJECT TO THE REQUIREMENTS OF THE PLANS AND SPECIFICATIONS. CONTRACTOR IS RESPONSIBLE FOR DIMENSIONS WHICH SHALL BE CONFIRMED ON THE SITE AND FOR INFORMATION WHICH PERTAINS TO FABRICATION PROCESSES.

[X] NO EXCEPTION TAKEN [ ] EXCEPTIONS NOTED
[ ] REVISE AND RESUBMIT [ ] SUBMIT SAMPLES
DATE 03/27/2023 BY J.F.

GENERAL NOTES

CONTRACTOR SHALL MAKE EVERY EFFORT TO PRESERVE AND PROTECT THE EXISTING STRUCTURE DURING THE REMOVAL PROCESS.

THE EXISTING PEA GRAVEL SHALL BE STOCKPILED AND REPLACED UPON THE COMPLETION OF PROJECT.

ELASTOMERIC COATING CIM 1000 SHALL BE APPLIED ACCORDING TO THE MANUFACTURER'S RECOMMENDATIONS. THE SUBSTRATE SHALL BE THOROUGHLY CLEANED AND PRIMED PRIOR TO THE APPLICATION OF THE COATING.

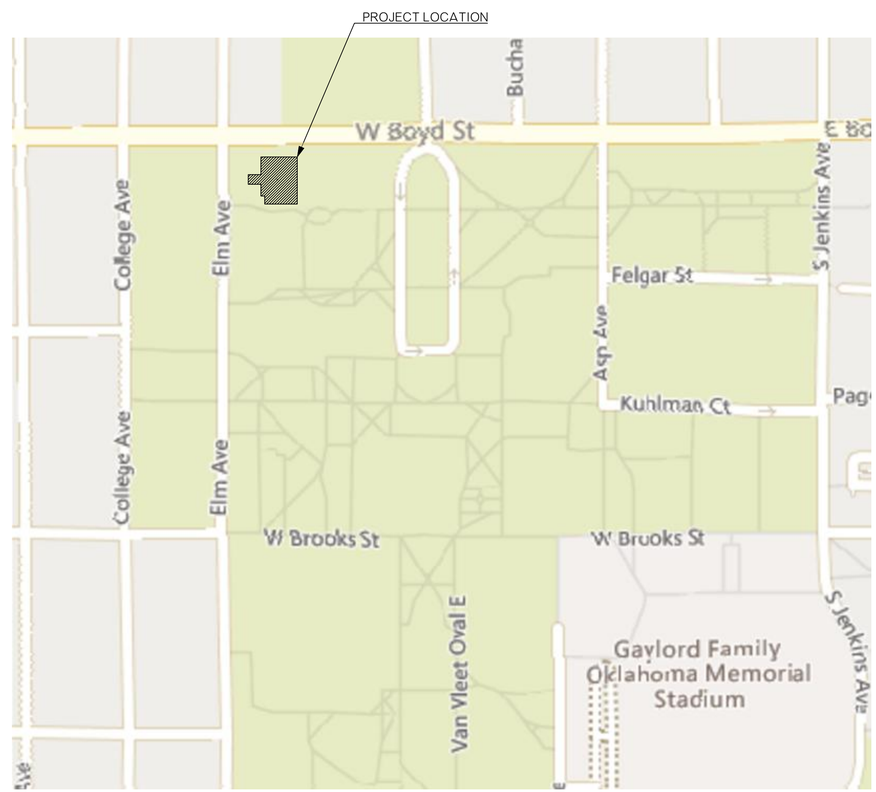

NW¼ of the SE¼ of Section 31 Township 9 North, Range 2 West Indian Principal Meridian Oklahoma Cleveland County Oklahoma, United States Lat, Long: 35.21072, -97.44763

SITE MAP

0 250 500 Feet

PRINT DATE: March 20, 2023

RHOMBIC
201 David L. Boren Blvd, Suite 221
Norman, OK 73072
www.rhombic.com | (405) 510-0925

REGISTERED PROFESSIONAL ENGINEER
KEVAN W. PARKER
NO. 25112
OKLAHOMA
3/20/23
CA No. 7597

REVISIONS	DATE	BY

University of Oklahoma Facilities Management
FRED JONES JR. MUSEUM OF ART
DRAINAGE IMPROVEMENTS
PURCHASE ORDER NO. 187235

TITLE SHEET

PROJECT NO.: 20481
ISSUE DATE: December 26, 2022

C100

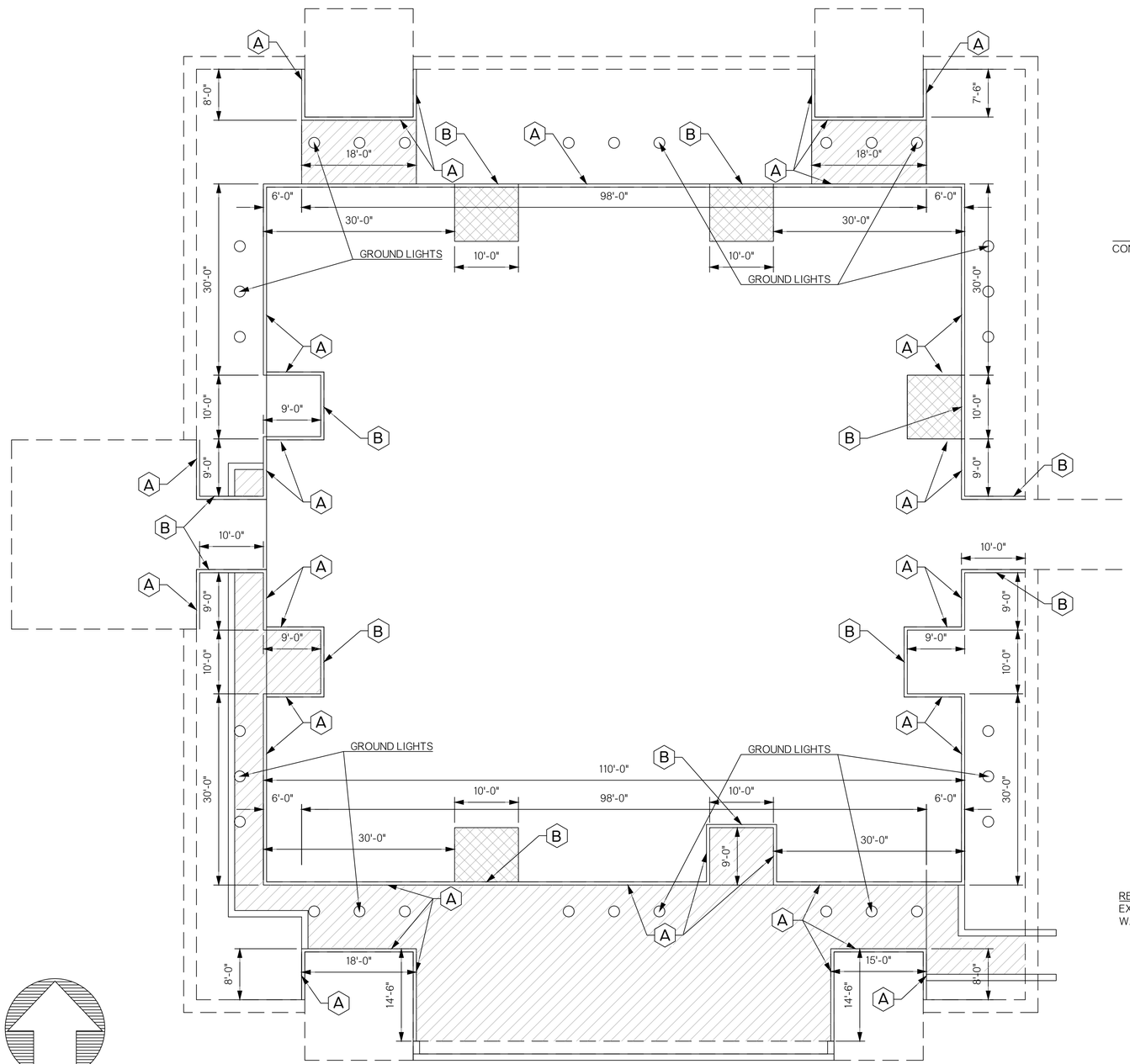

GROUND LEVEL PLAN

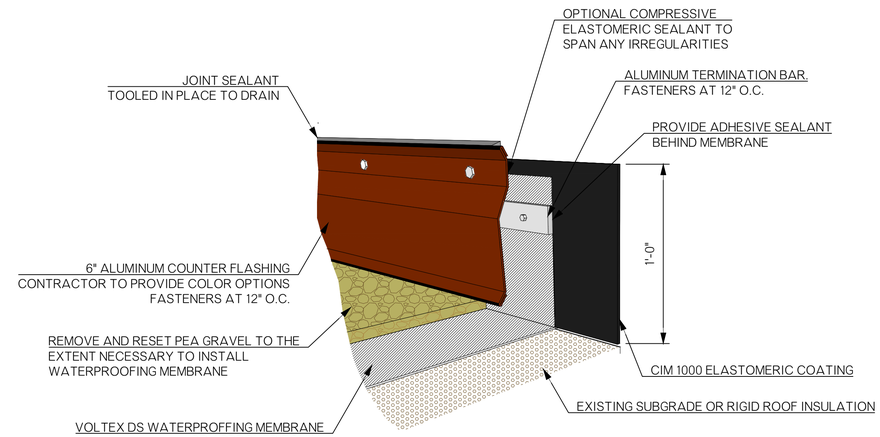

SECTION A

A

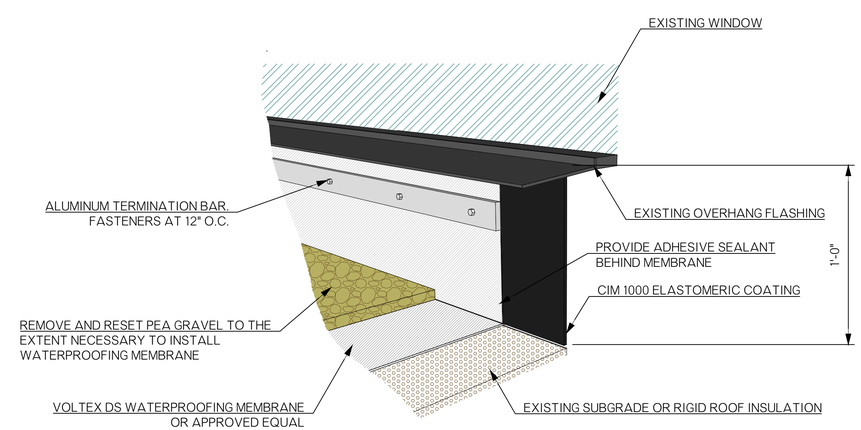

SECTION B

B

LEGEND

LOWER LEVEL OF MUSEUM

EXISTING SKYLIGHTS

0 10 20 Feet

PRINT DATE: March 20, 2023

RHOMBIC
201 David L. Boren Blvd, Suite 221
Norman, OK 73072
www.rhombic.com | (405) 510-0925

REGISTERED PROFESSIONAL ENGINEER KEVAN W. PARKER NO. 25112 OKLAHOMA

Kevan W. Parker 3-20-23

CA No. 7597

REVISIONS	DATE	BY

UNIVERSITY OF OKLAHOMA FACILITIES MANAGEMENT

FRED JONES JR. MUSEUM OF ART DRAINAGE IMPROVEMENTS

PURCHASE ORDER NO. 187235

SITE PLAN

PROJECT NO.: 20481
ISSUE DATE: December 26, 2022

C101

FRED JONES ART MUSEUM
EXTERIOR LANDSCAPE WALL REHABILITATION

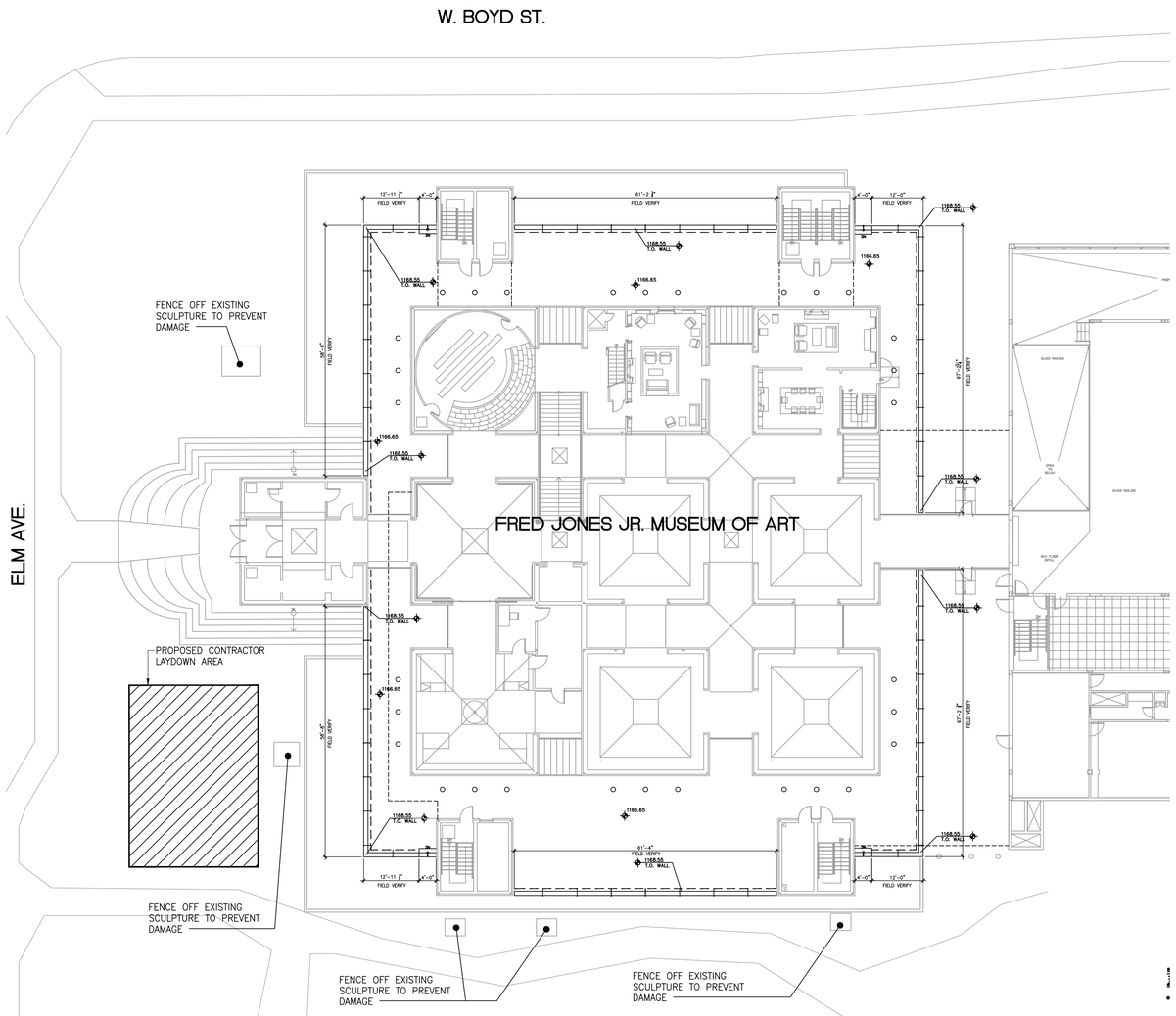

N

1 PROJECT LOCATION
G1.0 1/16"=1'-0"

LANDSCAPE NOTES

1. CONTRACTOR SHALL REPLACE DAMAGED TURF GRASS DUE TO THE THE MOVEMENT OF MATERIAL AROUND SITE.
2. FENCE OFF SITE SCULPTURES TO PREVENT DAMAGE DURING CONSTRUCTION.
3. PREVENT SPRINKLER HEADS FROM DAMAGE DURING CONSTRUCTION.
4. CONTRACTOR SHALL PROTECT LOW LANDSCAPE BORDER FROM DAMAGE THAT MIGHT BE CAUSED BY THE THE MOVEMENT OF MATERIAL AROUND SITE.

SHEET INDEX

CIVIL
C100 TITLE SHEET
C101 SITE PLAN

ARCHITECTURAL
G1.0 GENERAL NOTES AND LEGENDS
D1.0 DEMOLITION PLAN
A1.0 IMPROVEMENT PLAN
A2.0 LANDSCAPE WALL ELEVATIONS

ARCHITECTURAL LEGEND

1	KEYED CONSTRUCTION NOTE
1	KEYED DEMO NOTE
1	REVISION TAG
100	ROOM NUMBER
A	DOOR/WINDOW TYPE
1	DOOR NUMBER
X/X.X	ELEVATION/SECTION TAG
	ELEVATION MARK
XXX–XX	FINISH MATERIAL
P1	PARTITION (WALL) TYPE

ABBREVIATIONS

● SOME TERMS MAY NOT BE USED

ABV	ABOVE
AFF	ABOVE FINISHED FLOOR
@	AT
ALUM.	ALUMINUM
BTM	BOTTOM
CFM	CUBIC FEET PER MINUTE
CLG	CEILING
CMU	CONCRETE MASONRY UNIT
CPT	CARPET
CT	CERAMIC TILE
CU IN	CUBIC INCH
CU FT	CUBIC FOOT
CU YD	CUBIC YARD
DEMO	DEMOLITION
DIFF	DIFFUSER
EA	EACH
ELEV	ELEVATION
EW	EACH WAY
EXSTG	EXISTING
FD	FLOOR DRAIN
FG	FIBERGLASS
FR	FIRE RATED
GALV	GALVANIZED
GA	GAUGE
GFCI	GROUND FAULT CIRCUIT INTERRUPTER
GYP BD	GYPSUM BOARD
H.M.	HOLLOW METAL
MECH	MECHANICAL
MIN	MINIMUM
MLWK	MILLWORK
NIC	NOT IN CONTRACT
NTS	NOT TO SCALE

GENERAL NOTES

FOR THIS PROJECT THE GENERAL CONTRACTOR, HEREAFTER REFERED TO AS THE CONTRACTOR IS DEFINED AS OU FACILITIES MANAGEMENT OR CONTRACTED SUB–CONTRACTORS.

1. DRAWINGS, NOTES, AND SPECIFICATIONS ARE COMPLEMENTARY. REFER TO ALL FOR A COMPLETE SCOPE OF WORK.
2. BEFORE STARTING ANY WORK VERIFY THAT THE OU ACMRS HAS COMPLETED A SURVEY FOR HAZARDOUS MATERIALS AND ANY WORK REQUIRED IS COMPLETE.
3. ALL LIFE SAFETY, FIRE PROTECTION, AND SECURITY SYSTEMS TO REMAIN IN PLACE DURING CONSTRUCTION. PROTECT ALL ELEMENTS FROM DAMAGE. FOR WORK REQUIRING A TEMPORARY SHUTDOWN OF SYSTEMS AN OUTAGE REQUEST SHOULD BE SUBMITTED TO THE OU PROJECT MANAGER FOR SUBMITTAL TO THE OU FIRE MARSHAL.
4. ALL WORK TO COMPLY WITH ALL APPLICABLE FEDERAL, STATE, AND LOCAL LAWS, CODES, AND ORDINANCES.
5. ALL MATERIALS AND EQUIPMENT TO BE INSTALLED OR APPLIED PER MANUFACTURER'S DIRECTIONS AND RECOMMENDATIONS.
6. ALL WORK TO BE PERFORMED IN A WORKMANLIKE MANNER AND IN COMPLIANCE WITH STANDARD CONSTRUCTION PRACTICES.
7. THE CONTRACTOR IS TO SUPPLY ALL SUBCONTRACTORS WITH A FULL SET OF CONSTRUCTION DOCUMENTS. ADDITIONAL DRAWINGS AND SPECIFICATIONS REQUIRED FOR PERMITS TO BE SUPPLIED BY CONTRACTOR AND SUBCONTRACTORS.
8. THE CONTRACTOR AND SUBCONTRACTORS SHALL CAREFULLY EXAMINE THE SITE AND APPLICABLE CONSTRUCTION DOCUMENTS. ERRORS AND OMISSIONS IN THE PLANS OR SPECIFICATIONS SHALL BE BROUGHT TO THE ATTENTION OF PHYSICAL PLANT ENGINEERING PRIOR TO SUBMISSION OF BID.
9. THE CONTRACTOR SHALL VERIFY ALL DIMENSIONS AND CONDITIONS OF THE BUILDING SITE SHOWN ON THE DRAWINGS AND NOTIFY PHYSICAL PLANT ENGINEERING OF ANY DISCREPANCIES PRIOR TO START OF WORK AND DURING THE COURSE OF WORK.
10. ANY SUBCONTRACTOR DESIGNED ITEMS TO BE SUBMITTED AND APPROVED BY PHYSICAL PLANT ENGINEERING PRIOR TO CONSTRUCTION. PROVIDE SHOP DRAWINGS AS REQUIRED.
11. MATERIALS ARE SPECIFIED BY THEIR BRAND NAMES TO ESTABLISH STANDARDS OF QUALITY AND PERFORMANCE. ANY REQUEST FOR SUBSTITUTION SHALL BE SUBMITTED TO PHYSICAL PLANT ENGINEERING FOR WRITTEN APPROVAL PRIOR TO SUBMISSION OF BID OR BEFORE START OF WORK ON FACILITIES MANAGEMENT PERFORMED PROJECTS.
12. ANY SUBSTITUTIONS OR CHANGES TO SCOPE OF WORK AFTER START OF WORK SHOULD BE SUBMITTED TO AND APPROVED BY PHYSICAL PLANT ENGINEERING IN WRITING.
13. ALL WORK LISTED, SHOWN, OR IMPLIED ON THE CONSTRUCTION DRAWINGS DOCUMENTS SHALL BE SUPPLIED AND INSTALLED BY THE CONTRACTOR EXCEPT WHERE NOTED OTHERWISE. THE CONTRACTOR SHALL SHALL COORDINATE THE WORK WITH THAT OF OTHER CONTRACTORS OR VENDORS TO FACILITATE THAT ALL SCHEDULES ARE MET AND THAT ALL WORK IS DONE IN CONFORMANCE TO MANUFACTURER REQUIREMENTS.
14. DETAILS ARE INTENDED TO SHOW THE INTENT OF THE DESIGN. MINOR MODIFICATIONS MAY BE REQUIRED TO ACCOMODATE FIELD DIMENSIONS OR CONDITIONS. ANY SUCH MODIFICATIONS SHALL BE INCLUDED AS A PART OF THE WORK.
15. ALL DIMENSIONS ARE TO THE FACE OF FINISHED MATERIAL OR CENTER LINE OF OBJECT AS SPECIFICALLY NOTED.
16. THE CONTRACTOR ACCEPTS DELIVERIES OF ALL ITEMS NOTED ON THE PLANS, WHETHER OR NOT INCLUDED IN THE SCOPE OF WORK AND IS RESPONSIBLE FOR PROTECTION OF THESE ITEMS
17. APPLICATION OF MATERIALS BY THE CONTRACTOR OR A SUBCONTRACTOR TO SURFACES EXISTING OR PROVIDED UNDER THE SCOPE OF WORK SHALL IMPLY ACCEPTANCE AND SUITABILITY OF EXISTING CONDITIONS. CONTRACTOR AND SUBCONTRACTOR SHALL BE HELD RESPONSIBLE FOR DAMAGE AND IRREGULARITIES TO THE WORK AS A RESULT OF PREVIOUS CONDITIONS.
18. PROVIDE PROTECTION TO ADJACENT SURFACES AND AREAS TO PROTECT FROM DUST, DEBRIS, AND DAMAGE. KEEP WORK AREA FREE FROM DEBRIS AND HAZARDS. CLEANUP AND DISPOSE OF DEBRIS ON A DAILY BASIS. AT COMPLETION OF PROJECT WORK THOROUGHLY CLEAN AND DUST ALL SURFACES.
19. CONTRACTOR TO PROVIDE ARCHITECTURAL, MECHANICAL, AND ELECTRICAL AS–BUILTS, WARRANTIES AND OPERATING MANUALS TO FACILITIES MANAGEMENT ENGINEERING UPON COMPLETION OF WORK.

STATE OF OKLAHOMA
WILLIAM R. COOPER
No. 7165
OKLAHOMA CITY
LICENSED ARCHITECT
William R. Cooper
03/06/2023

UNIVERSITY OF OKLAHOMA
FACILITIES MANAGEMENT
160 FELGAR STREET
NORMAN, OK 73019
PHONE: 405.325.6211
FAX: 405.325.7359
www.ou.edu/facilities

THE UNIVERSITY OF OKLAHOMA 1890 CIVIL ENGINEERING

WORK REQUEST NO.	DATE	ISSUED FOR
2237693	03/06/2023	BID
XXXXXX	X/XX/2016	CONSTRUCTION

ISSUE FOR BID
NOT FOR CONSTRUCTION

FRED JONES ART MUSEUM
LANDSCAPE WALL REHABILITATION

SHEET NAME
GENERAL NOTES AND LEGENDS, PROJECT LOCATION

DESIGNED: wrc
DRAWN: wrc
PROJ. MNGR: RP

PROJECT NO. 134–22
RFP NO. R–23184–23
DATE: 03/06/2023

G1.0

RM-021

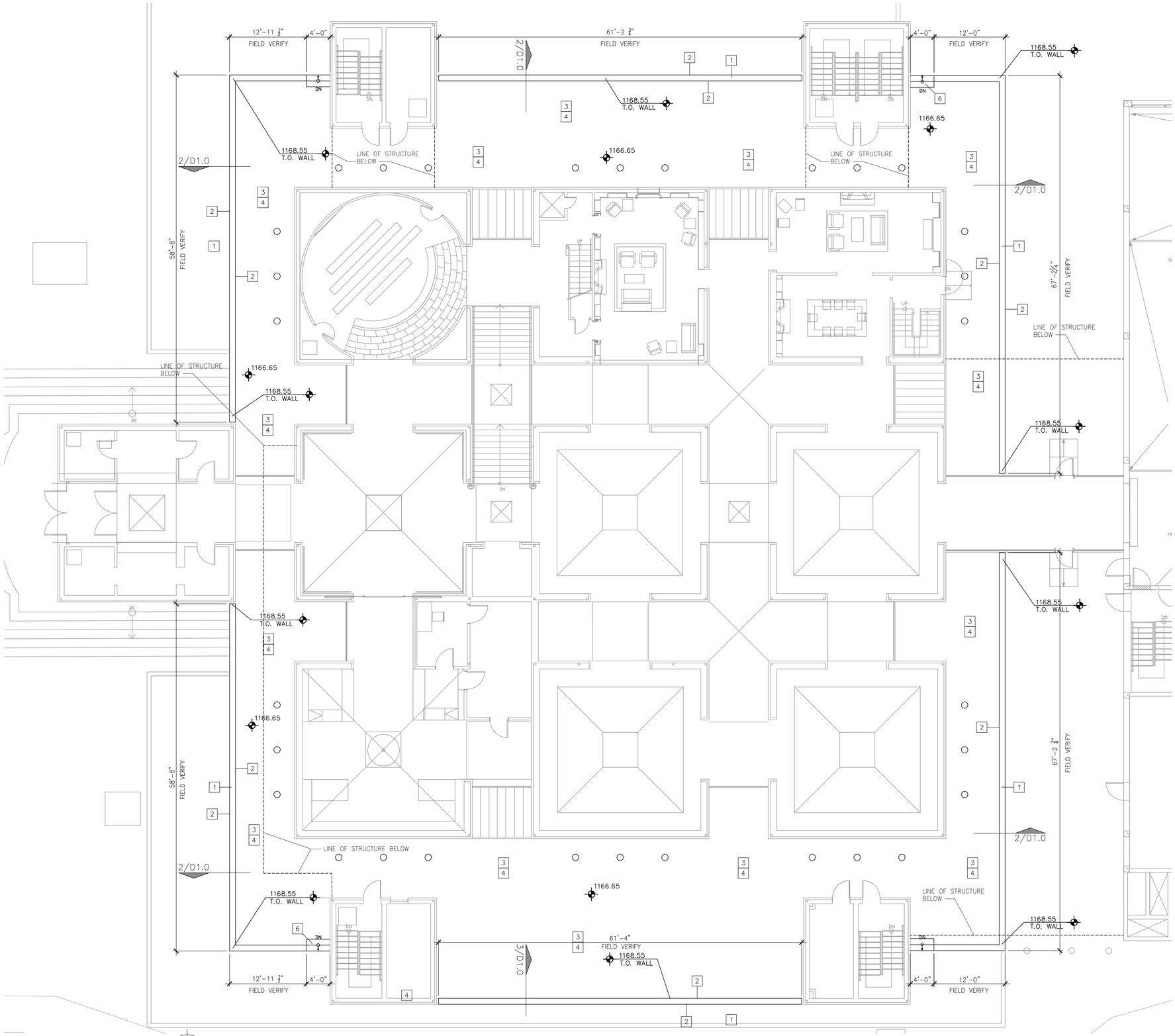

1 D1.0 ARCHITECTURAL DEMOLITION PLAN
1/4"=1'-0"

NOTE: CARE SHOULD BE TAKEN WHEN REMOVING THE EXISTING SLATE CAP STONES TO PREVENT ANY BREAKAGE. STORE IN A MANNER TO PREVENT DAMAGE.

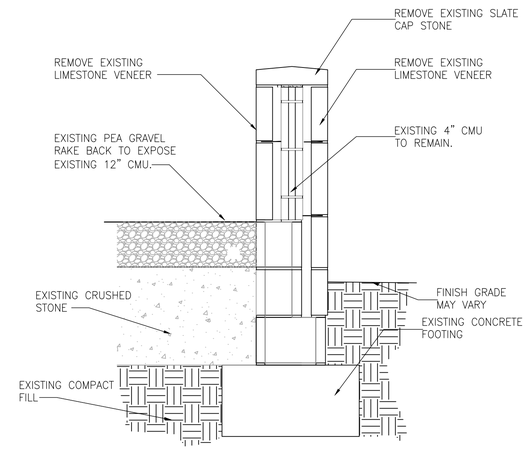

2 D1.0 TYPICAL LANDSCAPE WALL SECTION
1"=1'-0"

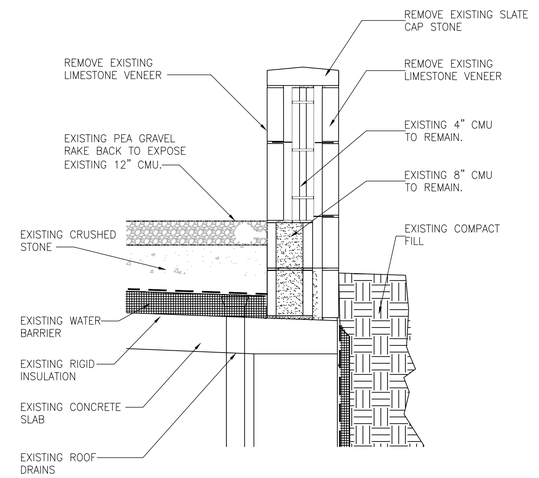

3 D1.0 TYPICAL LANDSCAPE WALL SECTION
1"=1'-0"

GENERAL DEMOLITION NOTES

PROVIDE PROTECTION TO ADJACENT SURFACES AND AREAS TO PROTECT FROM DUST, DEBRIS. AND DAMAGE. KEEP WORK AREA FREE FROM DEBRIS AND HAZARDS. CLEANUP AND DISPOSE OF DEBRIS ON A DAILY BASIS. AT COMPLETION OF PROJECT WORK CLEAN AND DUST ALL SURFACES.

ARCHITECTURAL DEMOLITION NOTES

1. REMOVE EXISTING CAP STONE. STORE IN SUCH A MANNER AND LOCATION THAT WILL PREVENT ANY DAMAGE. COORDINATE STORAGE LOCATION WITH OU PROJECT MANAGER. MARK EACH CAP STONE AND LOCATION THEY WERE REMOVED FROM. THIS SHOULD AID IN REINSTALLATION BACK IN SAME LOCATION.
2. REMOVE EXISTING LIMESTONE STONE VENEER.
3. REFER TO CIVIL DRAWINGS FOR WORK IN THIS AREA.
4. RAKE BACK EXISTING WHITE GRAVEL TO EXPOSE BACK SIDE OF EXISTING WATERPROOFING. (REFER CIVIL FOR LOCATIONS).
5. AFTER WALL IS RE-LEVELED CONTRACTOR SHALL INSPECT EXISTING CMU WALL FOR DAMAGED MORTAR JOINTS AND CMU. WHERE DAMAGED CMU, MISSING AND CRACKED MORTAR ARE FOUND RE-POINT AND REPAIR AS REQUIRED.
6. DEMO AND REMOVE EXISTING CONCRETE STEPS.

STATE OF OKLAHOMA
WILLIAM R. COOPER
No. 3165
REGISTERED PROFESSIONAL ARCHITECT
03/06/2023

UNIVERSITY OF OKLAHOMA
FACILITIES MANAGEMENT
160 FELGAR STREET
NORMAN, OK 73019
PHONE: 405.325.6211
FAX: 405.325.7359
www.ou.edu/facilities

ISSUED FOR	DATE	WORK REQUEST NO.
BID	03/06/2023	2237693
CONSTRUCTION	X/XX/2016	XXXXXXX

ISSUE FOR BID
NOT FOR CONSTRUCTION

FRED JONES ART MUSEUM
LANDSCAPE WALL REHABILITATION

SHEET NAME
DEMOLITION PLAN

DESIGNED: WRC
DRAWN: WRC
PROJ. MNGR: RP
PROJECT NO. 134-22
RFP NO. R-23184-23
DATE: 03/06/2023

D1.0

RM-021

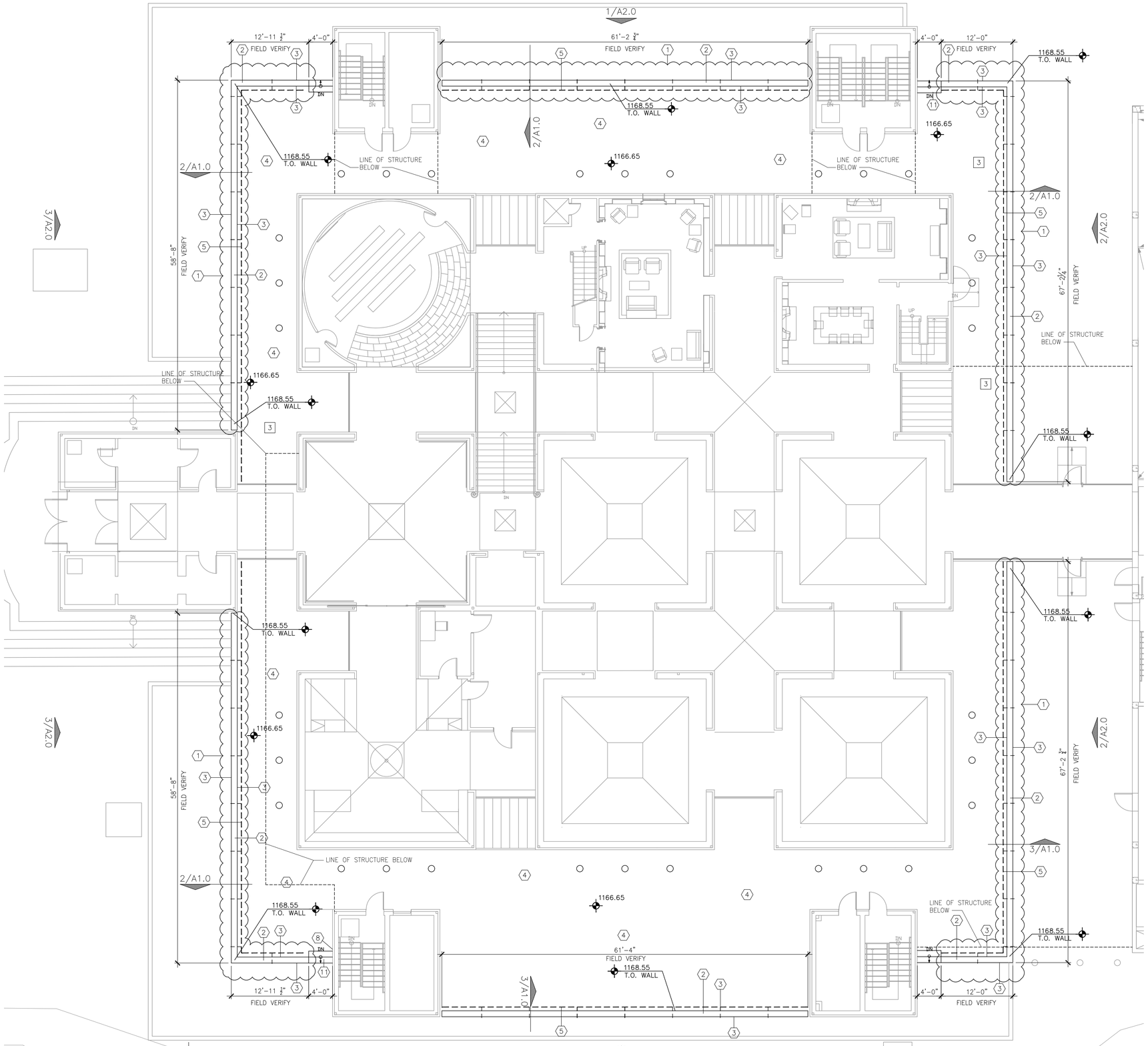

1 ARCHITECTURAL DEMOLITION PLAN
D1.0 1/4"=1'-0"

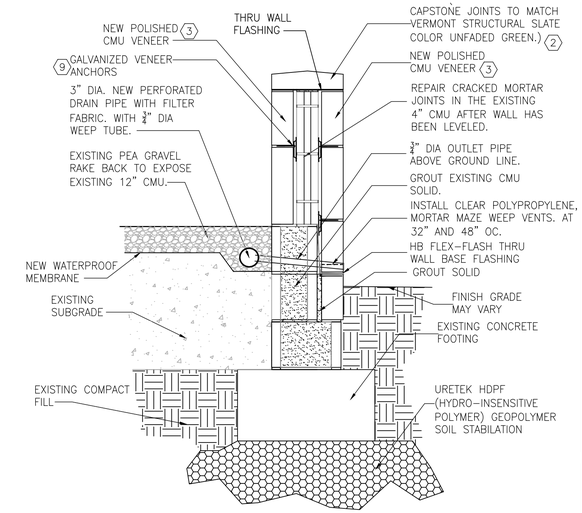

2 TYPICAL LANDSCAPE WALL SECTION
A1.0 1"=1'-0"

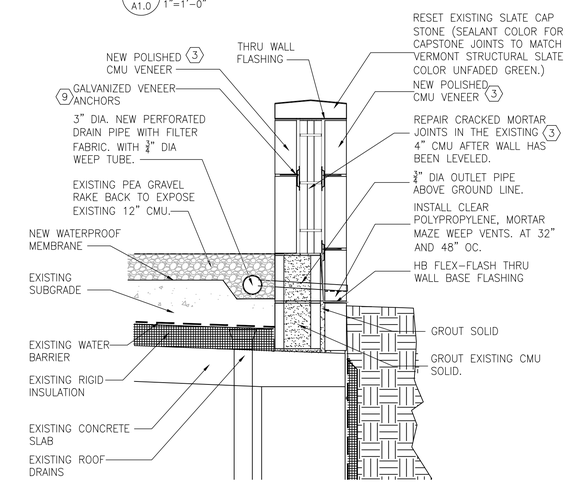

3 TYPICAL LANDSCAPE WALL SECTION
A1.0 1"=1'-0"

GENERAL IMPROVEMENT NOTES

PROVIDE PROTECTION TO ADJACENT SURFACES AND AREAS TO PROTECT FROM DUST, DEBRIS. AND DAMAGE. KEEP WORK AREA FREE FROM DEBRIS AND HAZARDS. CLEANUP AND DISPOSE OF DEBRIS ON A DAILY BASIS. AT COMPLETION OF PROJECT WORK CLEAN AND DUST ALL SURFACES.

IMPROVEMENT NOTES

1. PROVIDE URETEK DEEP INJECTION UDI HDPF SOIL STABILIZATION/DENSIFICATION OF THE SUBGRADE SOILS UNDER THE EXISTING PERIMETER LANDSCAPE WALL FOOTINGS TO LIFT WALLS BACK TO A LEVEL STATE. (GARY HANDSHUE URETEK OK/AR 918.231.9463)
2. RE-INSTALL EXISTING CAP STONES. MATCH COLOR OF EXISTING SEALANT.
3. NEW POLISHED CMU VENEER. (OLDCASTLE HIGH POLISHED CORDOVA BUFF CMU WITH ASHGROVE CEMENT COMPANY'S STANDARD WHITE TYPE N MORTAR JOINT). BLOCK SIZES INCLUDE 24"x8"X4", 24"x12"X4", 8"X8"X4".
4. EXISTING PEA GRAVEL. REFER TO CIVIL DRAWINGS FOR WORK IN THIS AREA.
5. PERFORATED DRAINAGE TILE WITH FILTER FABRIC COVER. PROVIDE 3/4" DIA DRAIN TUBES THRU LANDSCAPE WALLS AT 8'-0" O.C.
6. CONTRACTOR SHALL CLEAN EXISTING WHITE GRAVEL AFTER CONSTRUCTING IS FINISHED.
7. AFTER WALL IS RE-LEVELED CONTRACTOR SHALL INSPECT EXISTING CMU WALL FOR DAMAGED MORTAR JOINTS AND CMU. WHERE DAMAGED CMU, MISSING AND CRACKED MORTAR ARE FOUND RE-POINT AND REPAIR AS REQUIRED.
8. REPAIR DAMAGED STONE VENNER.
9. PROVIDE GALVANIZED VENEER ANCHORS DW-10HS
10. INSTALL CLEAR POLYPROPYLENE, MORTAR MAZE WEEP VENTS. AT 32" AND 48"OC.
11. INSTALL NEW CONCRETE STEPS. MATCH EXISTING TREAD AND RISER SIZE.

STATE OF OKLAHOMA
WILLIAM R. COOPER
No. 3165
REGISTERED PROFESSIONAL ARCHITECT
03/06/2023

UNIVERSITY OF OKLAHOMA
FACILITIES MANAGEMENT
160 FELGAR STREET
NORMAN, OK 73019
PHONE: 405.325.6211
FAX: 405.325.7359
www.ou.edu/facilities

THE UNIVERSITY OF OKLAHOMA 1890 BOARD OF REGENTS

ISSUED FOR	DATE	WORK REQUEST NO.
BID	03/06/2023	2237693
CONSTRUCTION	X/XX/2016	XXXXXXX

ISSUE FOR BID
NOT FOR CONSTRUCTION

FRED JONES ART MUSEUM
LANDSCAPE WALL REHABILITATION

SHEET NAME
IMPROVEMENT PLAN

DESIGNED: WRC
DRAWN: WRC
PROJ. MNGR: RP
PROJECT NO. 134-22
RFP NO. R-23184-23
DATE: 03/06/2023

A1.0

RM-021

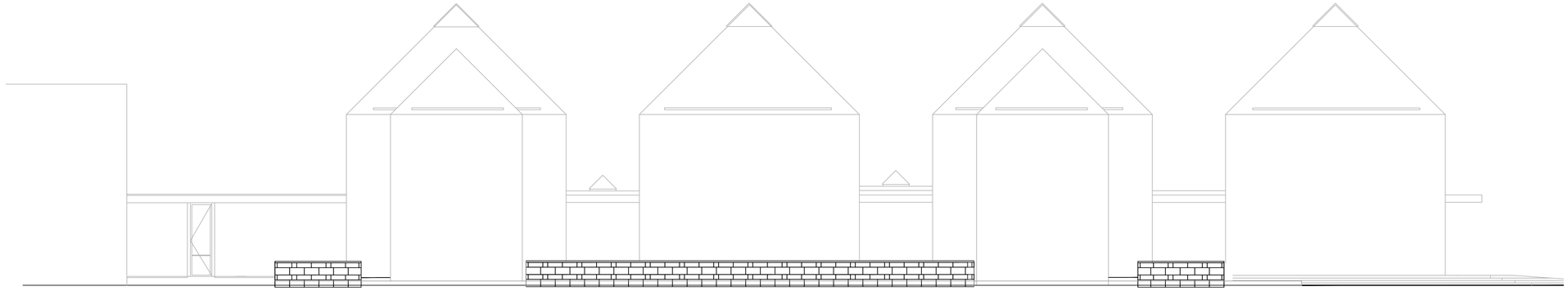

1 A2.0 LANDSCAPE WALLS - NORTH ELEVATION / SOUTH ELEVATION (OPP HAND)
1/8"=1'-0"

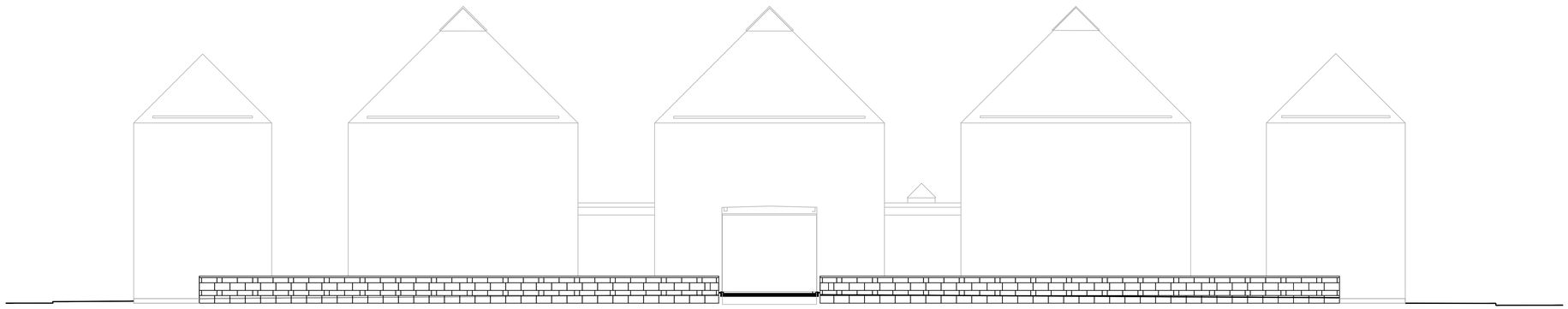

2 A2.0 LANDSCAPE WALLS - EAST ELEVATION
1/8"=1'-0"

3 A2.0 LANDSCAPE WALLS - WEST ELEVATION
1/8"=1'-0"

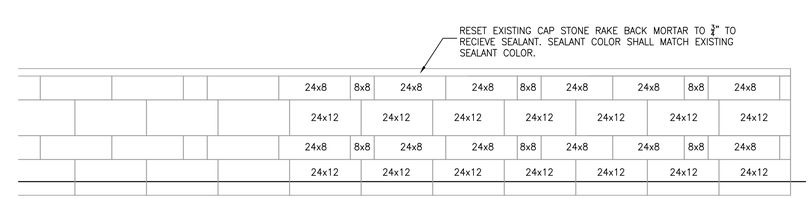

4 A2.0 TYPICAL BLOCK PATTERN
1/2"=1'-0"

STATE OF OKLAHOMA
WILLIAM R. COOPER
No. 7165
OKLAHOMA CITY
REGISTERED ARCHITECT
03/06/2023

UNIVERSITY OF OKLAHOMA
FACILITIES MANAGEMENT
160 FELGAR STREET
NORMAN, OK 73019
PHONE: 405.325.6211
FAX: 405.325.7359
www.ou.edu/facilities

ISSUED FOR	DATE	WORK REQUEST NO.
BID	03/06/2023	2237693
CONSTRUCTION	X/XX/2016	XXXXXX

ISSUE FOR BID
NOT FOR CONSTRUCTION

FRED JONES ART MUSEUM
LANDSCAPE WALL REHABILITATION

SHEET NAME
LANDSCAPE WALL ELEVATIONS

DESIGNED: WRC
DRAWN: WRC
PROJ. MNGR: RP
PROJECT NO. 134-22
RFP NO. R-23184-23
DATE: 03/06/2023

A2.0

RM-021